

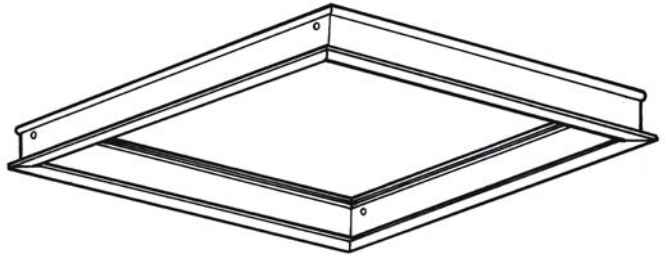
DRYWALL KIT

MOUNTING FRAME ASSEMBLY

2'x2', 2'x4', 1'x4'

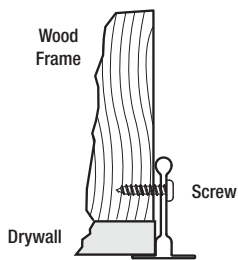
FOR MOUNTING IN DRYWALL OR
CEILINGS REQUIRING FLANGES

- Designed to permit use of grid (NEMA G) fixtures in ceilings requiring flanges.
- Extruded aluminum construction with mitered corners.
- Includes screws for complete assembly.
- System available for continuous row mounting.



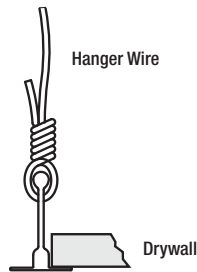
MOUNTING OPTIONS

Wood Frame



Wood frame and screws
supplied by others.

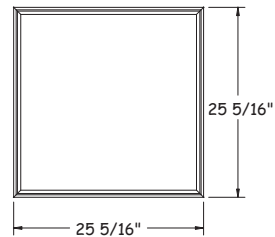
Hanger Wire



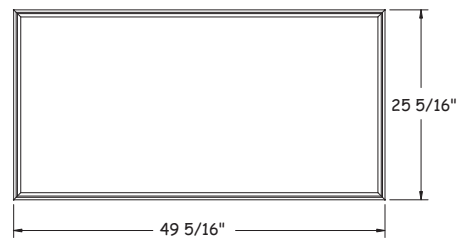
Hanger wires
supplied by others.

FRAME SIZES


2'x2'



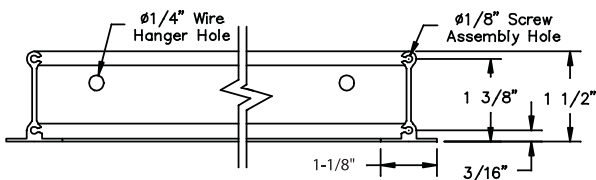
2'x4'



1'x4'



FRAME DIMENSIONS



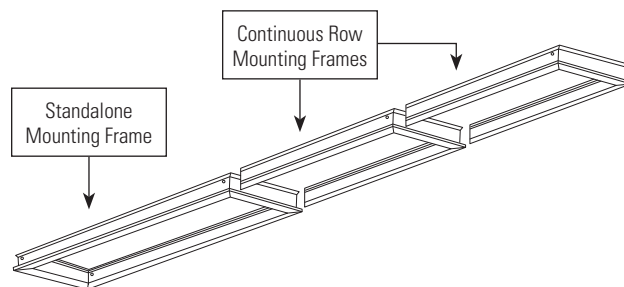
10271 Rev. 3.5

ORDERING GUIDE

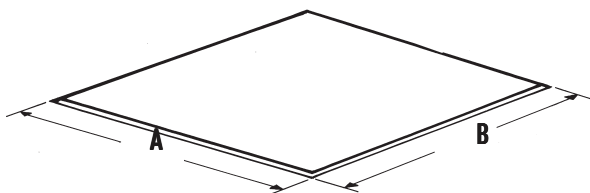
Fixture Size	Catalogue Number	
	Standalone Mounting Frame	Continuous Row Mounting Frame
2'x2'	300DK03	300DK03
2'x4'	300DK04	300DK09
1'x4'	300DK02	300DK08

300DK10

For continuous row mounting, use one standalone mounting frame per row with multiple continuous row mounting frames.

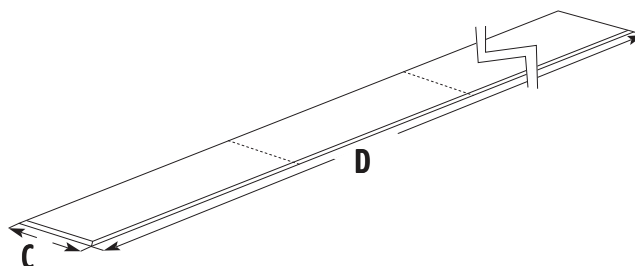


CEILING OPENING - STANDALONE



Fixture Size	A	B
2'x2'	24 5/8" (626mm)	24 5/8" (626mm)
2'x4'	24 5/8" (626mm)	48 5/8" (1235mm)
1'x4'	12 5/8" (321mm)	48 5/8" (1235mm)

CEILING OPENING - CONTINUOUS ROW



Fixture Size	C	D
2'x2'	24 5/8" (626mm)	24 5/8" (626mm)
2'x4'	24 5/8" (626mm)	see below*
1'x4'	12 5/8" (321mm)	see below*

SPECIFICATIONS

FINISH: Extruded aluminum construction with mitered corners. White baked polyester enamel minimum 85% reflectance. Phosphate undercoating.

We reserve the right to change materials and finish in any way that will not alter installed appearance or reduce function and performance.

* Use the ceiling opening length (B) of one standalone mounting frame and add 48 3/16" (1224mm) for each continuous row mounting frame required.

Example:

	Type of mounting frame assembly	
	Standalone	Continuous Row
For a row of 8 fixtures		
Ceiling opening length per frame	48 5/8"	48 3/16"
Frames required per row	x 1	x 7
Total ceiling opening length (D)	48 5/8"	+ 337 5/16" = 385 15/16"

