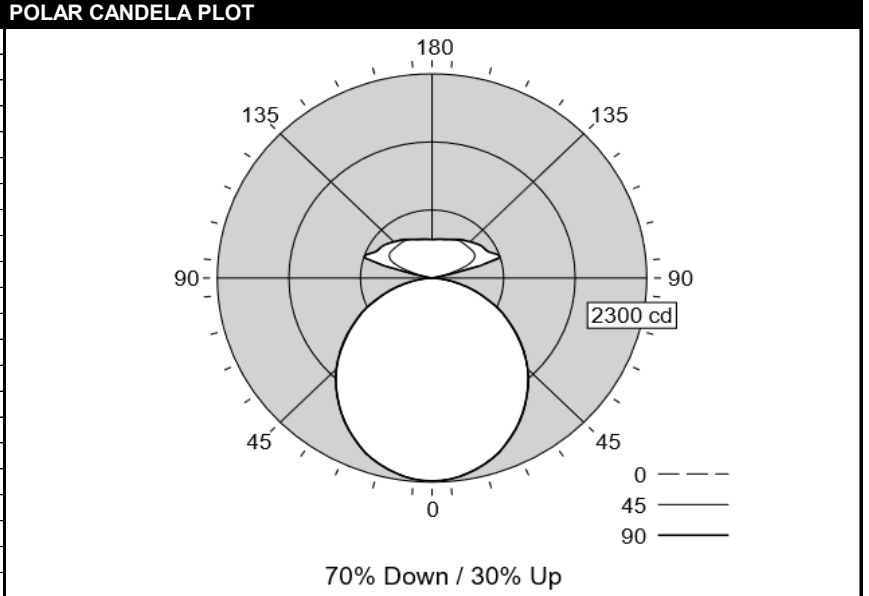


# LEDALITE - TRUGROOVE SHAPES

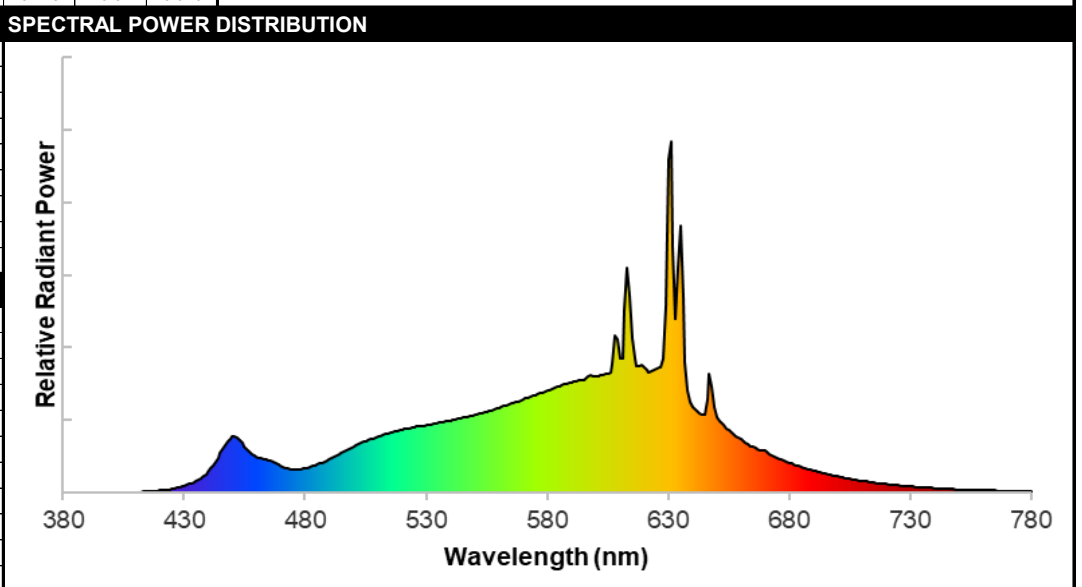
<b>TEST DATE:</b>	25 Oct 2021	<b>CATALOG NO:</b>	29x6L92746LQS2
<b>Lamp Type:</b>	LED	<b>Description:</b>	SILK 70%DN 4600LM 927
<b>No. of Lamps:</b>	352		
<b>Rated Lamp Lumens:</b>	-1	<b>Flux (lm), Efficiency (%):</b>	8902 lm 100%
<b>Input Watts:</b>	120 VAC 84.1	<b>Up/Dn Ratio, Efficacy (lm/W):</b>	70% Down / 30% Up 105.9
<b>CIE-IES Classification:</b>	Semi-Direct	<b>Report:</b>	LNG03068

CANDELA DISTRIBUTION						
	Flux					Lumens
	0	22.5	45	67.5	90	
0	2288	2288	2288	2288	2288	
5	2275	2277	2273	2277	2275	216
15	2171	2186	2174	2186	2171	615
25	1985	2007	1988	2007	1985	921
35	1739	1766	1742	1766	1739	1097
45	1450	1473	1449	1473	1450	1125
55	1103	1141	1119	1141	1103	1005
65	758	784	758	784	758	758
75	390	409	391	409	390	425
85	87	98	90	98	87	111
90	0	0	0	0	0	
95	14	16	14	16	14	19
105	534	415	182	415	534	362
115	685	566	492	566	685	574
125	637	592	531	592	637	525
135	577	555	518	555	577	428
145	529	523	511	523	529	327
155	480	483	481	483	480	224
165	450	456	456	456	450	129
175	437	441	440	441	437	42
180	437	437	437	437	437	



CHARACTERISTICS				COEFFICIENTS OF UTILIZATION (%)												
RP1	None			Pc---	80				70			50			0	
Direct: Peak Candela & Angle (0°)	2287.9	0.0		Pw---	70	50	30	10	70	50	30	50	30	10	0	
Direct: Peak Candela & Angle (90°)	2287.9	0.0		RCR												
Spacing Criteria (0°, 90°, 180°)	1.22	1.22	N/A	0	112	112	112	112	106	106	106	95	95	95	70	
Beam (H, V), Field (H, V)	107.7	107.7	160.7	160.7	1	102	98	94	90	97	93	89	83	80	78	59
Indirect: Peak Candela & Angle(°)	762.2	107.5		2	93	85	79	73	88	81	75	73	68	64	49	
Indirect: Zenith Candela, Peak to Zenith	436.5	1.75		3	85	75	67	61	80	71	64	64	58	54	42	
Luminous Width, Length, Height (ft)	2.25	2.25	0.00	4	78	66	58	52	73	63	55	57	51	46	35	
DLC, UGR (4H x 8H, 1.0H), MDER	N/A	18.9	0.445	5	71	59	51	44	67	56	48	51	44	40	31	
x, y, CCT, D <sub>uv</sub>	0.4580	0.4092	2715	-0.0004	6	66	53	45	38	62	51	43	46	39	27	
CRI (R <sub>a</sub> ), R <sub>g</sub> , G <sub>a</sub> , C <sub>g</sub>	94	55	99	93	7	61	48	40	34	57	46	38	42	35	24	
TM-30-18 R <sub>f</sub> , R <sub>h1</sub> , R <sub>g</sub> , R <sub>mh1</sub>	92	90	100	-6%	8	56	44	36	30	53	42	34	38	32	21	
120V: P(W), I(A), THD(%), PF	84.1	0.704	8.0	0.996	9	53	40	32	27	50	38	31	35	29	19	
277V: P(W), I(A), THD(%), PF	83.2	0.306	10.0	0.981	10	49	37	29	24	47	35	28	32	26	17	
347V: P(W), I(A), THD(%), PF	84.1	0.248	9.3	0.976	*Based on a floor reflectance of 0.2											

ZONAL LUMENS (lm)			
Zone	Lumens	%Fixture	%Lamp
0-30	1752	19.7%	19.7%
0-40	2848	32.0%	32.0%
0-60	4978	55.9%	55.9%
0-90	6272	70.5%	70.5%
90-130	1480	16.6%	16.6%
90-150	2235	25.1%	25.1%
90-180	2630	29.5%	29.5%
0-180	8902	100.0%	100.0%

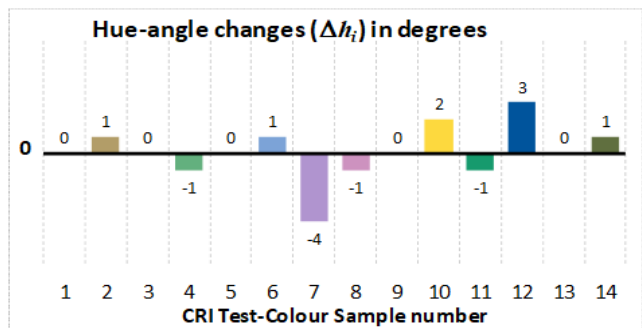
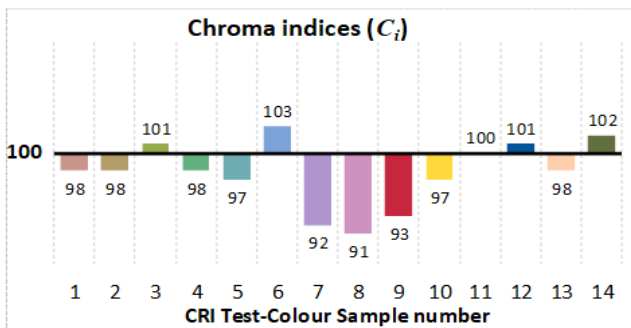
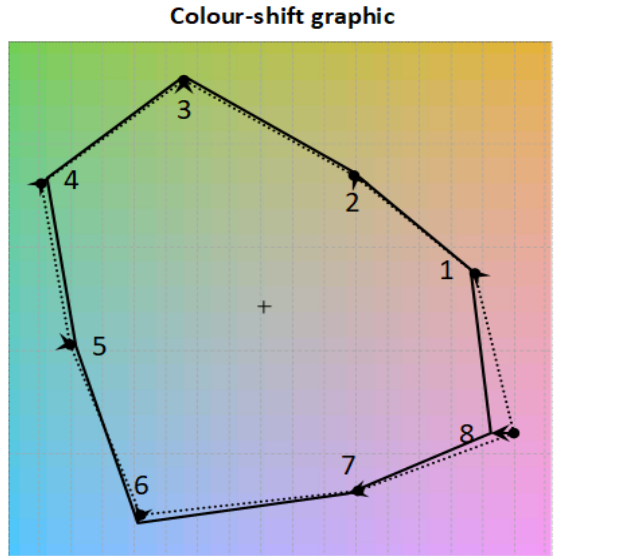
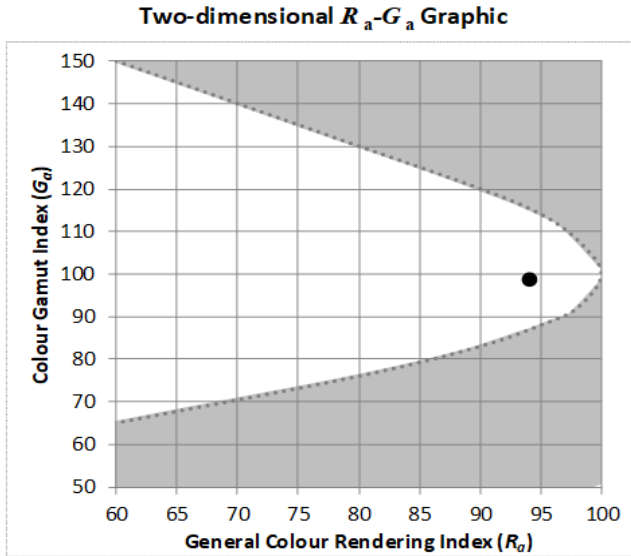
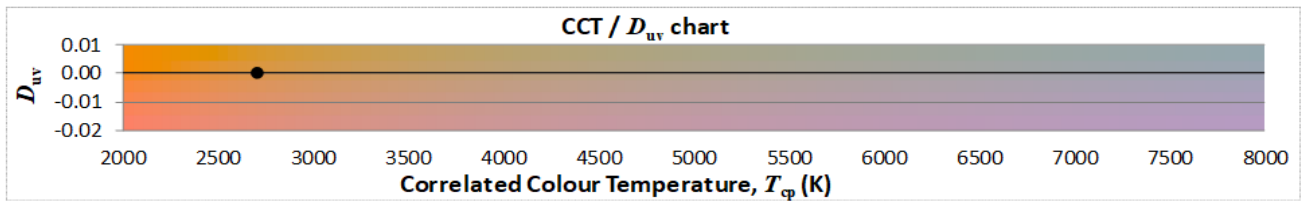
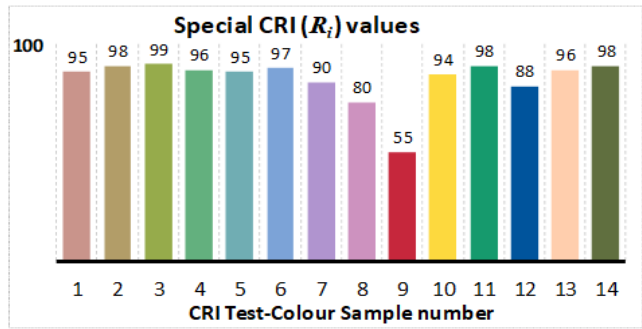
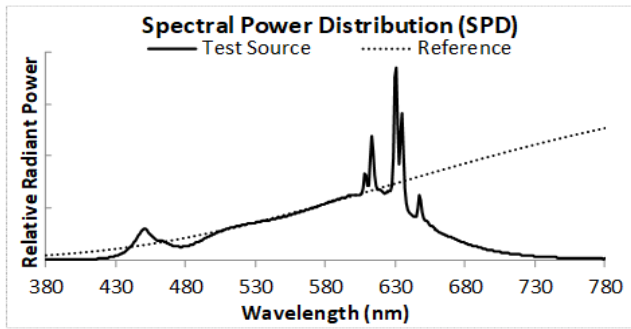


AVG LUMINANCE (cd/m²)			
	0	45	90
0	4863	4863	4863
5	4853	4850	4853
15	4777	4783	4777
25	4656	4661	4656
35	4512	4520	4512
45	4360	4355	4360
55	4086	4146	4086
65	3814	3813	3814
75	3203	3208	3203
85	2131	2205	2131

# Output of GLA Calculation Tool for CIE 13.3 CRI and Associated CRI-based Colour Rendition Properties

<b>Test Number:</b>	T20201101	<b>Manufacturer:</b>	Ledalite by Signify
<b>Date:</b>	27 Aug 2020	<b>Model:</b>	TruGroove Suspended

<b>Correlated Colour Temperature (<math>T_{cp}</math>) in K</b>	2715	<b>CIE1931 chromaticity coordinate, <math>x</math></b>	0.4580
<b>Distance to Blackbody Locus (<math>D_{uv}</math>)</b>	-0.0004	<b>CIE1931 chromaticity coordinate, <math>y</math></b>	0.4092
<b>General Colour Rendering Index (<math>R_a</math>)</b>	94	<b>CIE1976 chromaticity coordinate, <math>u'</math></b>	0.2619
<b>Red Rendering Index (<math>R_9</math>)</b>	55	<b>CIE1976 chromaticity coordinate, <math>v'</math></b>	0.5265
<b>Colour Gamut Index (<math>G_a</math>)</b>	99		
<b>Red Chroma Index (<math>C_9</math>)</b>	93		



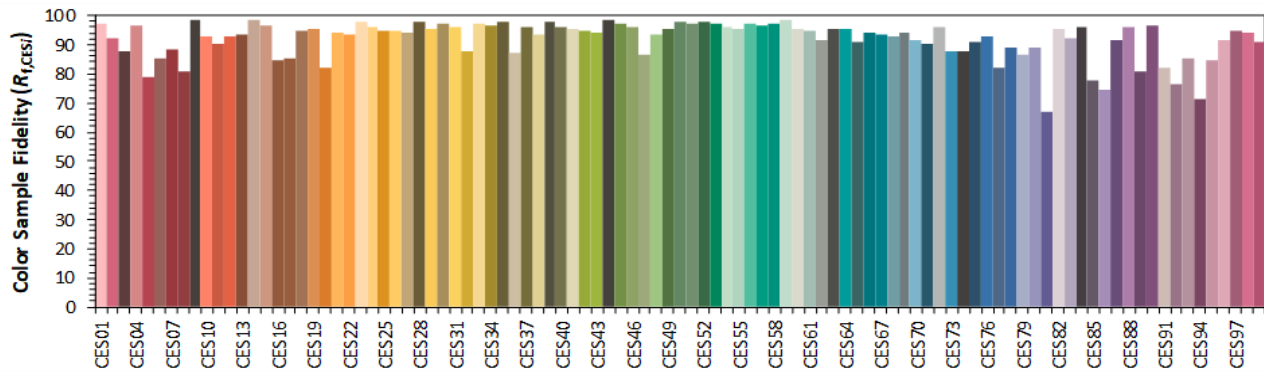
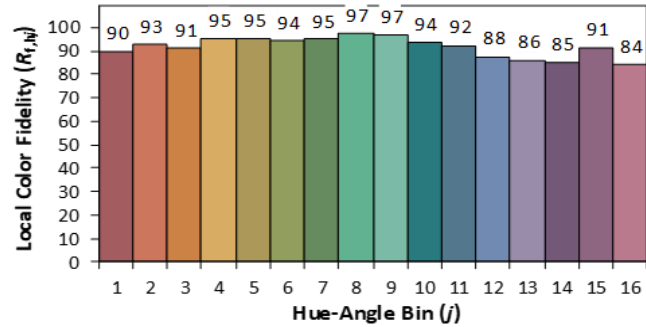
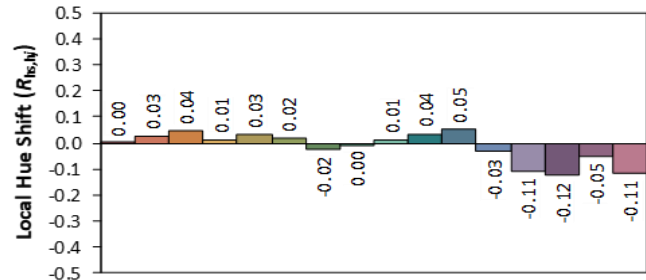
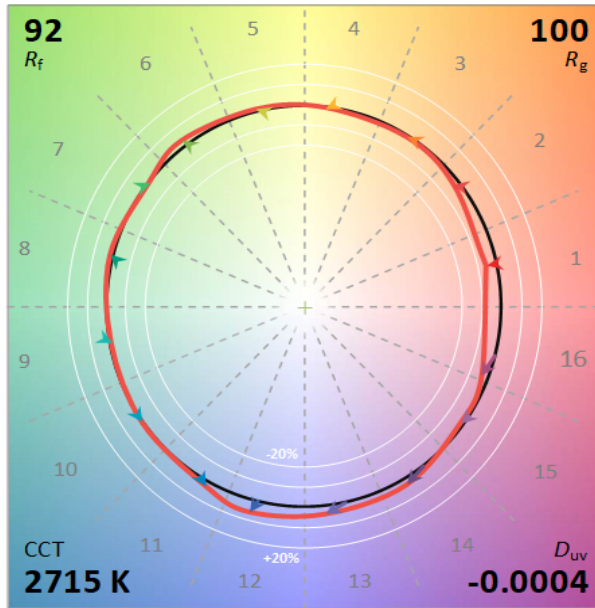
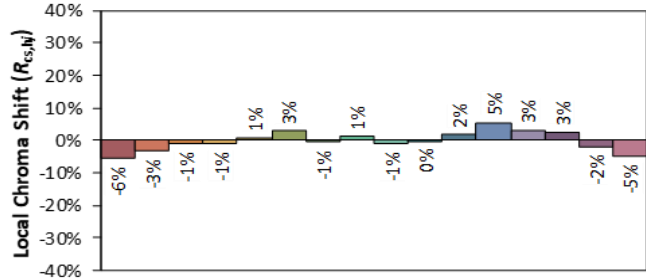
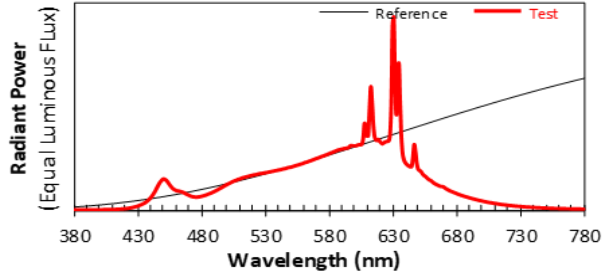
# ANSI/IES TM-30-18 Color Rendition Report

Source: T20201101

Manufacturer: Ledalite by Signify

Date: 27 Aug 2020

Model: TruGroove Suspended



Notes: This is a recommended method for displaying ANSI/IES TM-30-18 information.

x 0.4580

y 0.4092

u' 0.2619

v' 0.5265

### SPECTRAL POWER DISTRIBUTION

λ (nm)	SPD	λ (nm)	SPD	λ (nm)	SPD	λ (nm)	SPD	λ (nm)	SPD	λ (nm)	SPD	λ (nm)	SPD	λ (nm)	SPD	λ (nm)	SPD
380	0.00020	425	0.00260	470	0.01850	515	0.04130	560	0.05830	605	0.08170	650	0.05160	695	0.01310	740	0.00310
381	0.00010	426	0.00290	471	0.01770	516	0.04170	561	0.05910	606	0.08240	651	0.04950	696	0.01270	741	0.00300
382	0.00010	427	0.00330	472	0.01700	517	0.04210	562	0.05960	607	0.08930	652	0.04870	697	0.01230	742	0.00290
383	0.00020	428	0.00370	473	0.01650	518	0.04250	563	0.05990	608	0.10830	653	0.04640	698	0.01180	743	0.00280
384	0.00010	429	0.00410	474	0.01630	519	0.04300	564	0.06060	609	0.10550	654	0.04430	699	0.01160	744	0.00270
385	0.00010	430	0.00460	475	0.01610	520	0.04330	565	0.06130	610	0.09270	655	0.04280	700	0.01120	745	0.00260
386	0.00010	431	0.00520	476	0.01600	521	0.04360	566	0.06160	611	0.09280	656	0.04180	701	0.01080	746	0.00250
387	0.00000	432	0.00580	477	0.01600	522	0.04410	567	0.06230	612	0.12620	657	0.04010	702	0.01040	747	0.00250
388	0.00010	433	0.00640	478	0.01630	523	0.04420	568	0.06290	613	0.15460	658	0.03860	703	0.01010	748	0.00240
389	0.00010	434	0.00720	479	0.01650	524	0.04470	569	0.06350	614	0.13510	659	0.03750	704	0.00980	749	0.00230
390	0.00010	435	0.00800	480	0.01690	525	0.04510	570	0.06430	615	0.10650	660	0.03690	705	0.00950	750	0.00220
391	0.00010	436	0.00900	481	0.01720	526	0.04550	571	0.06480	616	0.09200	661	0.03570	706	0.00920	751	0.00210
392	0.00010	437	0.01010	482	0.01770	527	0.04560	572	0.06520	617	0.08760	662	0.03420	707	0.00900	752	0.00210
393	0.00010	438	0.01140	483	0.01820	528	0.04590	573	0.06590	618	0.08730	663	0.03310	708	0.00870	753	0.00200
394	0.00010	439	0.01270	484	0.01870	529	0.04620	574	0.06660	619	0.08850	664	0.03210	709	0.00830	754	0.00200
395	0.00010	440	0.01460	485	0.01940	530	0.04640	575	0.06720	620	0.08590	665	0.03130	710	0.00810	755	0.00190
396	0.00020	441	0.01650	486	0.02000	531	0.04690	576	0.06760	621	0.08440	666	0.03060	711	0.00790	756	0.00180
397	0.00010	442	0.01860	487	0.02050	532	0.04700	577	0.06840	622	0.08290	667	0.02980	712	0.00760	757	0.00180
398	0.00010	443	0.02120	488	0.02120	533	0.04750	578	0.06880	623	0.08380	668	0.02940	713	0.00730	758	0.00170
399	0.00010	444	0.02380	489	0.02200	534	0.04770	579	0.06960	624	0.08490	669	0.02930	714	0.00710	759	0.00170
400	0.00010	445	0.02700	490	0.02270	535	0.04810	580	0.07020	625	0.08550	670	0.02890	715	0.00690	760	0.00170
401	0.00010	446	0.02980	491	0.02360	536	0.04830	581	0.07090	626	0.08610	671	0.02770	716	0.00660	761	0.00150
402	0.00010	447	0.03280	492	0.02430	537	0.04870	582	0.07170	627	0.08620	672	0.02650	717	0.00640	762	0.00160
403	0.00020	448	0.03520	493	0.02520	538	0.04910	583	0.07210	628	0.09230	673	0.02570	718	0.00620	763	0.00150
404	0.00020	449	0.03700	494	0.02620	539	0.04930	584	0.07290	629	0.12890	674	0.02480	719	0.00610	764	0.00140
405	0.00020	450	0.03870	495	0.02710	540	0.04970	585	0.07340	630	0.22960	675	0.02390	720	0.00580	765	0.00150
406	0.00030	451	0.03870	496	0.02790	541	0.05010	586	0.07410	631	0.24150	676	0.02320	721	0.00560	766	0.00140
407	0.00020	452	0.03780	497	0.02880	542	0.05040	587	0.07480	632	0.16910	677	0.02260	722	0.00550	767	0.00130
408	0.00030	453	0.03640	498	0.02980	543	0.05070	588	0.07520	633	0.11930	678	0.02180	723	0.00530	768	0.00130
409	0.00030	454	0.03420	499	0.03070	544	0.05120	589	0.07560	634	0.15470	679	0.02120	724	0.00510	769	0.00130
410	0.00040	455	0.03200	500	0.03170	545	0.05150	590	0.07610	635	0.18400	680	0.02060	725	0.00500	770	0.00120
411	0.00040	456	0.02980	501	0.03240	546	0.05180	591	0.07620	636	0.13430	681	0.02000	726	0.00480	771	0.00120
412	0.00050	457	0.02790	502	0.03320	547	0.05230	592	0.07690	637	0.09020	682	0.01930	727	0.00460	772	0.00110
413	0.00060	458	0.02640	503	0.03400	548	0.05290	593	0.07720	638	0.07050	683	0.01880	728	0.00450	773	0.00110
414	0.00070	459	0.02540	504	0.03490	549	0.05330	594	0.07740	639	0.06280	684	0.01810	729	0.00440	774	0.00100
415	0.00080	460	0.02450	505	0.03560	550	0.05340	595	0.07780	640	0.05940	685	0.01770	730	0.00420	775	0.00100
416	0.00090	461	0.02370	506	0.03630	551	0.05390	596	0.07870	641	0.05730	686	0.01720	731	0.00410	776	0.00100
417	0.00100	462	0.02370	507	0.03690	552	0.05430	597	0.08050	642	0.05590	687	0.01660	732	0.00400	777	0.00100
418	0.00110	463	0.02330	508	0.03740	553	0.05490	598	0.08090	643	0.05470	688	0.01620	733	0.00380	778	0.00100
419	0.00120	464	0.02300	509	0.03830	554	0.05540	599	0.08030	644	0.05400	689	0.01570	734	0.00370	779	0.00090
420	0.00140	465	0.02230	510	0.03870	555	0.05590	600	0.08040	645	0.05410	690	0.01520	735	0.00360	780	0.00090
421	0.00160	466	0.02180	511	0.03920	556	0.05620	601	0.08030	646	0.06440	691	0.01480	736	0.00340		
422	0.00180	467	0.02100	512	0.03990	557	0.05680	602	0.08080	647	0.08170	692	0.01430	737	0.00340		
423	0.00200	468	0.02010	513	0.04050	558	0.05730	603	0.08140	648	0.07340	693	0.01390	738	0.00330		
424	0.00230	469	0.01930	514	0.04080	559	0.05770	604	0.08170	649	0.05920	694	0.01360	739	0.00320		

### UNIFIED GLARE RATING

Reflectances											
Ceiling Cavity	70	70	50	50	30	70	70	50	50	30	
Walls	50	30	50	30	30	50	30	50	30	30	
Floor Cavity	20	20	20	20	20	20	20	20	20	20	
Room Size	UGR Viewed Crosswise					UGR Viewed Endwise					
X=2H	Y=2H	15.0	16.1	15.8	16.9	17.8	15.0	16.1	15.8	16.9	17.8
	3H	16.7	17.7	17.5	18.5	19.5	16.7	17.7	17.5	18.5	19.5
	4H	17.3	18.3	18.1	19.1	20.1	17.3	18.3	18.1	19.1	20.1
	6H	17.7	18.6	18.5	19.4	20.4	17.7	18.6	18.5	19.4	20.4
	8H	17.9	18.7	18.7	19.5	20.5	17.9	18.7	18.7	19.5	20.5
	12H	17.9	18.7	18.7	19.5	20.5	17.9	18.7	18.7	19.5	20.5
4H	2H	15.6	16.5	16.4	17.3	18.3	15.6	16.5	16.4	17.3	18.3
	3H	17.5	18.3	18.3	19.1	20.1	17.5	18.3	18.3	19.1	20.1
	4H	18.2	18.9	19.1	19.8	20.8	18.2	18.9	19.1	19.8	20.8
	6H	18.8	19.4	19.6	20.3	21.3	18.8	19.4	19.6	20.3	21.3
	8H	18.9	19.5	19.8	20.4	21.4	18.9	19.5	19.8	20.4	21.4
	12H	19.0	19.5	19.9	20.4	21.5	19.0	19.5	19.9	20.4	21.5
8H	4H	18.5	19.1	19.3	19.9	21.0	18.5	19.1	19.3	19.9	21.0
	6H	19.2	19.6	20.0	20.5	21.6	19.2	19.6	20.0	20.5	21.6
	8H	19.4	19.8	20.3	20.7	21.8	19.4	19.8	20.3	20.7	21.8
	12H	19.5	19.9	20.4	20.8	21.9	19.5	19.9	20.4	20.8	21.9
12H	4H	18.5	19.0	19.4	19.9	20.9	18.5	19.0	19.4	19.9	20.9
	6H	19.2	19.6	20.1	20.5	21.6	19.2	19.6	20.1	20.5	21.6
	8H	19.5	19.8	20.4	20.7	21.8	19.5	19.8	20.4	20.7	21.8

The UGR values have been calculated according to CIE Publ. 117.

Spacing-to-Height-Ratio = 1.00.

The highlighted value refers to the UGR value which the luminaire would have in a reference situation with room dimensions of 4H/8H and degrees of reflectance of 20% for the floor, 50% for the walls and 70% for the ceiling, as recommended by DLC.

The UGR value may vary depending on application specific parameters.