



Lumec RoadFocus Plus LED security luminaire provides reliable, long-lasting, and low maintenance solutions at an affordable price for municipalities, COOP's, and Utilities. Delivering superior, the RPRS is a perfect solution for rural and local roads, residential streets, and other general lighting applications. Available up to 13,000 lumens and up to 184 LPW, the RPRS is an easy replacement for existing HID dusk-to-dawn luminaires or an easy decision for new installations. Configurable with zero uplight, 4 distribution choices, and multiple CCT offerings.

Project: _____
 Location: _____
 Cat.No: _____
 Type: _____
 Lumens: _____ Qty: _____
 Notes: _____

Ordering guide

example: RPRS-35W10LED-740-G1-R2M-UNV-DMG-HSS-GY3

Series	LED module	CCT	Gen.	Distribution	Voltage	Options		Mounting	Finish
						Controls ⁴	Options		
RPRS			G1						
RPRS RoadFocus Security Light	10W10LED ¹	740 4000K/70CRI	G1 Gen 1	Type 2	UNV 120-277V	D4I ⁵ Zhaga-D4i certified DALI Digitally addressable lighting interface DMG ⁶ 0-10V SRD Sensor ready driver, standard configuration	Build-in NRC ⁷ No receptacle SP1 10kV / 5kA Surge Protector SP1X Fail-Off 10kV/5kA Surge protector SP2 20kV / 10kA Surge protector SP2X Fail-Off 20kV/10kA Surge protector TLRD7 ⁶ Tool less receptacle for twist-lock photocell or shorting cap, 7-pin (standard) TLRSR ^{5,8} SR receptacle Factory Installed API Factory installed NEMA label, ANSI C136.15-2020 compliant PSL Prismatic Drop Lens CSS ⁹ Cul-de-Sac Shield FSS ⁹ Front Side Shield HSS ⁹ House Side Shield LSS ⁹ Left Side Shield RSS ⁹ Right Side Shield PW3 3' #14 External Leads PW5 5' #14 External Leads PW8 8' #14 External Leads Ships in fixture Box OMS ¹⁰ Outdoor Multi-Sensor PH8 ¹¹ Twist-lock photoelectric cell, UNV (120-277VAC) PH9 ¹¹ Shorting cap PHXL ¹¹ Twist-lock photoelectric cell, extended life, UNV (120-277VAC) Other BAC ¹² Meets the requirements of the Buy American Act of 1933 (BAA)	ARM24 24" Wood Pole Arm (ships in master carton with fixture)	NF Not painted GY3 Gray
	15W10LED ¹	730 3000K/70CRI		R2M ³ Type II Medium (ASYM)					
	20W10LED ¹	727 ² 2700K/70CRI		Type 3					
	25W10LED ¹			R3M Type III Medium (ASYM)					
	30W10LED			Type 4					
	35W10LED			4 Type IV (ASYM)					
	40W10LED			Type 5					
	45W10LED			5 Type V (SYMM)					
	50W10LED								
	55W10LED								
	15W20LED ¹								
	20W20LED ¹								
	25W20LED ¹								
	30W20LED								
	35W20LED								
	40W20LED								
	45W20LED								
	50W20LED								
	55W20LED								
	60W20LED								
65W20LED									
70W20LED									
75W20LED ¹									
80W20LED ¹									
85W20LED ¹									
95W20LED ¹									

¹ Only available with DMG Driver option.
² Extended lead-time may apply (consult factory).
³ Optimized for Type 2 Medium applications but may shows as Type 3 Medium in photometric tools.
⁴ Select either D4I, DALI or DMG or SRD mandatory option.
⁵ Not available with 20LED versions.
⁶ Please note this integrated feature come standard. Use of photoelectric cell or shorting cap is required to ensure proper illumination.
⁷ Not available with PH8, PHXL, PH9, TLRD7 or D4I Driver options.
⁸ TLRSR must be selected with D4I Driver option and are only available with D4I or SRD Driver options. Not compatible with optional prismatic Drop Lens (PSL).

⁹ Refer to Accessories section to confirm compatibility of shields with optical distribution. One shield provided per LED light engine.
¹⁰ TLRSR Option and D4I Driver option must be selected with OMS.
¹¹ TLRD7 must be selected for this option.
¹² Failure to properly select the "BAC" suffix could result in you receiving product that is not BAA compliant product with no recourse for an RMA or refund. This BAC designation hereunder does not address (i) the applicability of, or availability of a waiver under, the Trade Agreements Act, or (ii) the "Buy America" domestic content requirements imposed on states, localities, and other non-federal entities as a condition of receiving funds administered by the Department of Transportation or other federal agencies.



RPRS RoadFocus Plus

LED Security Light

Accessories*

Must be ordered as separate line items - quickly and easily installed in the field.

Description	Accessory Ordering Code	Shield vs Distribution Compatibility			
		10 LED version**	R2M	R3M	4
Cul-de-sac shield	ACC-LG66V10LED-CSS	Yes	Yes	No	No
Front side shield	ACC-LG66V10LED-FSS	Yes	Yes	No	No
House side shield	ACC-LG66V10LED-HSS	Yes	Yes	No	No
House side shield (for Type 4 only)	ACC-LG66V10LED-HSS-4	No	No	Yes	No
Left side shield	ACC-LG66V10LED-LSS	Yes	Yes	No	No
Right side shield	ACC-LG66V10LED-RSS	Yes	Yes	No	No

Shipped in separate box	Description
ACC-PH8	Photoelectric cell (required for illumination, order separately)
ACC-PHXL	Photoelectric cell, extended life (required for illumination, order separately)
ACC-PH9	Shorting cap (required for illumination, order separately)
ACC-RPRS-PSL	Prismatic Lens for RPRS
ACC-RPRS-ARM	Mounting arm with hardware

* Consult Signify to confirm whether specific accessories are BAA-compliant.

** Refer to Wattage table to confirm light engine configuration.

Example, if configuration is 2x40LED, 2 of the desired shields must be ordered per luminaire.

Predicted Lumen Depreciation Data

Derived from LED manufacturer's data and engineering design estimates, based on IESNA LM-80 methodology. Actual experience may vary due to field application conditions. L70 is the predicted time when LED performance depreciates to 70% of initial lumen output. Calculated per IESNA TM21-21.

Ambient Temperature	L70 per TM-21	Lumen Maintenance % at 77,000 hrs
25°C	>77,000 hrs	See table below



Connected lighting

Interact City connector node provides the plug and play wireless communications technology to connect your street light to the Interact City lighting management system.

Accessory Ordering Code	Description
LLC	Interact City cellular technology connector node

Contact the factory for additional support when connected lighting or additional services are desired.

Wattage Values

Ordering Code	Total LEDs	Light Engine Configuration	Avg. System Watts (W) ¹	Wattage Label ²	Lumen maintenance at			
					25K hrs	50K hrs	60K hrs	77K hrs
RPRS-10W10LED	10	1x10LED	10	10	96.8%	91.8%	89.9%	86.7%
RPRS-15W10LED	10	1x10LED	15	10	96.8%	91.8%	89.9%	86.7%
RPRS-20W10LED	10	1x10LED	20	20	96.8%	91.8%	89.9%	86.7%
RPRS-25W10LED	10	1x10LED	24	20	96.8%	91.8%	89.9%	86.7%
RPRS-30W10LED	10	1x10LED	29	30	96.8%	91.8%	89.9%	86.7%
RPRS-35W10LED	10	1x10LED	34	30	96.8%	91.8%	89.9%	86.7%
RPRS-40W10LED	10	1x10LED	39	40	95.8%	90.0%	87.7%	84.1%
RPRS-45W10LED	10	1x10LED	44	40	95.8%	90.0%	87.7%	84.1%
RPRS-50W10LED	10	1x10LED	49	50	95.8%	90.0%	87.7%	84.1%
RPRS-55W10LED	10	1x10LED	54	50	95.8%	90.0%	87.7%	84.1%
RPRS-15W20LED	20	2x10LED	15	10	94.0%	86.7%	84.0%	79.5%
RPRS-20W20LED	20	2x10LED	20	20	94.0%	86.7%	84.0%	79.5%
RPRS-25W20LED	20	2x10LED	24	20	94.0%	86.7%	84.0%	79.5%
RPRS-30W20LED	20	2x10LED	29	30	94.0%	86.7%	84.0%	79.5%
RPRS-35W20LED	20	2x10LED	34	30	94.0%	86.7%	84.0%	79.5%
RPRS-40W20LED	20	2x10LED	39	40	94.0%	86.7%	84.0%	79.5%
RPRS-45W20LED	20	2x10LED	44	40	94.0%	86.7%	84.0%	79.5%
RPRS-50W20LED	20	2x10LED	49	50	94.0%	86.7%	84.0%	79.5%
RPRS-55W20LED	20	2x10LED	54	50	94.0%	86.7%	84.0%	79.5%
RPRS-60W20LED	20	2x10LED	59	60	94.0%	86.7%	84.0%	79.5%
RPRS-65W20LED ⁴	20	2x10LED	64	60	94.0%	86.7%	84.0%	79.5%
RPRS-70W20LED ⁴	20	2x10LED	68	70	94.0%	86.7%	84.0%	79.5%
RPRS-75W20LED ⁴	20	2x10LED	74	70	94.0%	86.7%	84.0%	79.5%
RPRS-80W20LED ⁴	20	2x10LED	78	80	94.0%	86.7%	84.0%	79.5%
RPRS-85W20LED ⁴	20	2x10LED	84	80	94.0%	86.7%	84.0%	79.5%
RPRS-95W20LED ^{3,4}	20	2x10LED	93	90	92.4%	83.8%	80.5%	75.3%

1. Typical values, rounded.

2. As per ANSI C136.15-2020. Consult factory for other labeling needs.

3. Rated for +40°C / +104°F painted and without drop lens.

4. Rated for +30°C / +86°F. non-painted, with or without drop lens.

RPRS RoadFocus Plus

LED Security Light

4000K LED Lumen values

Ordering Code	Type R2M			Type R3M			Type 4			Type 5		
	Lumen Output	Efficacy (LPW)	BUG Rating	Lumen Output	Efficacy (LPW)	BUG Rating	Lumen Output	Efficacy (LPW)	BUG Rating	Lumen Output	Efficacy (LPW)	BUG Rating
RPRS-10W10LED	1691	173	B1-U0-G1	1747	178	B1-U0-G1	1712	175	B0-U0-G1	1713	175	B1-U0-G1
RPRS-15W10LED	2488	170	B1-U0-G1	2571	176	B1-U0-G1	2519	172	B1-U0-G1	2521	173	B2-U0-G1
RPRS-20W10LED	3228	166	B1-U0-G1	3336	171	B1-U0-G1	3269	168	B1-U0-G1	3271	168	B2-U0-G1
RPRS-25W10LED	3930	161	B1-U0-G1	4061	167	B1-U0-G1	3979	163	B1-U0-G1	3982	163	B3-U0-G1
RPRS-30W10LED	4573	156	B1-U0-G1	4726	162	B1-U0-G1	4630	158	B1-U0-G1	4634	159	B3-U0-G1
RPRS-35W10LED	5044	148	B1-U0-G1	5212	153	B1-U0-G1	5107	150	B1-U0-G1	5111	150	B3-U0-G1
RPRS-40W10LED	5642	144	B2-U0-G2	5830	148	B2-U0-G1	5712	145	B1-U0-G2	5717	145	B3-U0-G1
RPRS-45W10LED	6167	140	B2-U0-G2	6373	144	B2-U0-G1	6244	141	B1-U0-G2	6249	141	B3-U0-G2
RPRS-50W10LED	6651	136	B2-U0-G2	6873	140	B2-U0-G2	6734	137	B1-U0-G2	6739	137	B3-U0-G2
RPRS-55W10LED	7107	131	B2-U0-G2	7344	136	B2-U0-G2	7195	133	B1-U0-G2	7201	133	B3-U0-G2
RPRS-15W20LED	2606	179	B1-U0-G1	2680	184	B1-U0-G1	2642	182	B1-U0-G1	2607	179	B2-U0-G1
RPRS-20W20LED	3457	177	B1-U0-G1	3555	182	B1-U0-G1	3505	180	B1-U0-G1	3458	177	B2-U0-G1
RPRS-25W20LED	4247	175	B1-U0-G1	4368	180	B1-U0-G1	4306	177	B1-U0-G1	4249	175	B3-U0-G1
RPRS-30W20LED	4890	167	B1-U0-G1	5029	172	B1-U0-G1	4958	169	B1-U0-G1	4892	167	B3-U0-G1
RPRS-35W20LED	5637	165	B2-U0-G2	5797	170	B1-U0-G1	5715	168	B1-U0-G2	5639	165	B3-U0-G1
RPRS-40W20LED	6412	163	B2-U0-G2	6594	167	B2-U0-G1	6501	165	B1-U0-G2	6414	163	B3-U0-G2
RPRS-45W20LED	7093	160	B2-U0-G2	7294	165	B2-U0-G2	7191	163	B1-U0-G2	7095	160	B3-U0-G2
RPRS-50W20LED	7756	158	B2-U0-G2	7976	162	B2-U0-G2	7863	160	B1-U0-G2	7759	158	B3-U0-G2
RPRS-55W20LED	8384	155	B2-U0-G2	8622	160	B2-U0-G2	8500	158	B1-U0-G2	8387	155	B3-U0-G2
RPRS-60W20LED	9132	154	B2-U0-G2	9391	158	B2-U0-G2	9258	156	B1-U0-G2	9135	154	B4-U0-G2
RPRS-65W20LED	9692	152	B2-U0-G2	9967	156	B2-U0-G2	9826	154	B1-U0-G2	9696	152	B4-U0-G2
RPRS-70W20LED	10206	149	B2-U0-G2	10496	154	B2-U0-G2	10347	151	B1-U0-G2	10210	149	B4-U0-G2
RPRS-75W20LED	10840	147	B2-U0-G2	11148	151	B2-U0-G2	10990	149	B2-U0-G2	10844	147	B4-U0-G2
RPRS-80W20LED	11317	145	B3-U0-G3	11638	149	B3-U0-G2	11473	147	B2-U0-G2	11321	145	B4-U0-G2
RPRS-85W20LED	11881	142	B3-U0-G3	12218	146	B3-U0-G2	12045	144	B2-U0-G2	11885	142	B4-U0-G2
RPRS-95W20LED	12758	138	B3-U0-G3	13120	142	B3-U0-G2	12934	140	B2-U0-G2	12763	138	B4-U0-G2

4000K LED Lumen values with Prismatic Drop Lens (PSL)

Ordering Code	Type R2M			Type R3M			Type 4			Type 5		
	Lumen Output	Efficacy (LPW)	BUG Rating	Lumen Output	Efficacy (LPW)	BUG Rating	Lumen Output	Efficacy (LPW)	BUG Rating	Lumen Output	Efficacy (LPW)	BUG Rating
RPRS-10W10LED	1472	150.2	B1-U2-G1	1520	155.1	B1-U2-G1	1403	143.2	B0-U2-G1	1402	143.0	B1-U2-G1
RPRS-15W10LED	2166	148.3	B1-U2-G1	2237	153.2	B1-U2-G1	2064	141.4	B1-U2-G1	2062	141.3	B2-U2-G2
RPRS-20W10LED	2810	144.1	B1-U2-G1	2902	148.8	B1-U2-G1	2678	137.3	B1-U2-G1	2676	137.2	B2-U2-G2
RPRS-25W10LED	3421	140.2	B1-U2-G1	3534	144.8	B1-U2-G1	3261	133.6	B1-U2-G1	3258	133.5	B2-U2-G2
RPRS-30W10LED	3981	136.3	B1-U2-G1	4112	140.8	B1-U2-G1	3794	129.9	B1-U2-G1	3791	129.8	B3-U2-G3
RPRS-35W10LED	4391	128.8	B1-U2-G1	4535	133.0	B1-U2-G1	4185	122.7	B1-U2-G1	4181	122.6	B3-U2-G3
RPRS-40W10LED	4911	125.0	B2-U2-G2	5073	129.1	B1-U2-G1	4681	119.1	B1-U2-G2	4677	119.0	B3-U3-G3
RPRS-45W10LED	5368	121.4	B2-U2-G2	5545	125.5	B1-U2-G1	5117	115.8	B1-U2-G2	5112	115.7	B3-U3-G3
RPRS-50W10LED	5789	119.4	B2-U2-G2	5980	123.3	B2-U2-G2	5518	113.8	B1-U2-G2	5513	113.7	B3-U3-G3
RPRS-55W10LED	6186	118.7	B2-U2-G2	6390	122.7	B2-U2-G2	5897	113.2	B1-U2-G2	5891	113.1	B3-U3-G3
RPRS-15W20LED	2430	167.2	B1-U2-G1	2471	170.0	B1-U2-G1	2260	155.5	B1-U2-G1	2244	154.4	B2-U2-G1
RPRS-20W20LED	3224	165.2	B1-U2-G1	3278	168.0	B1-U2-G1	2998	153.7	B1-U2-G1	2977	152.6	B2-U2-G2
RPRS-25W20LED	3960	163.2	B1-U2-G1	4027	166.0	B1-U2-G1	3683	151.8	B1-U2-G1	3657	150.7	B2-U2-G2
RPRS-30W20LED	4560	155.7	B1-U2-G2	4637	158.3	B1-U2-G1	4241	144.8	B1-U2-G2	4211	143.8	B3-U2-G2
RPRS-35W20LED	5256	154.2	B1-U2-G2	5345	156.8	B1-U2-G2	4889	143.4	B1-U2-G2	4854	142.4	B3-U2-G2
RPRS-40W20LED	5979	151.7	B2-U2-G2	6080	154.3	B1-U2-G2	5561	141.1	B1-U2-G2	5521	140.1	B3-U3-G2
RPRS-45W20LED	6614	149.6	B2-U2-G2	6726	152.1	B2-U2-G2	6151	139.1	B1-U2-G2	6108	138.1	B3-U3-G2
RPRS-50W20LED	7232	147.0	B2-U3-G2	7354	149.5	B2-U3-G2	6726	136.7	B1-U3-G2	6679	135.8	B3-U3-G3
RPRS-55W20LED	7818	144.9	B2-U3-G2	7950	147.3	B2-U3-G2	7271	134.7	B1-U3-G2	7219	133.8	B3-U3-G3
RPRS-60W20LED	8515	143.7	B2-U3-G2	8659	146.1	B2-U3-G2	7920	133.7	B1-U3-G2	7864	132.7	B3-U3-G3
RPRS-65W20LED	9037	141.6	B2-U3-G2	9190	144.0	B2-U3-G2	8405	131.7	B1-U3-G2	8346	130.7	B3-U3-G3
RPRS-70W20LED	9517	139.3	B2-U3-G3	9677	141.6	B2-U3-G2	8851	129.5	B1-U3-G2	8788	128.6	B3-U3-G3
RPRS-75W20LED	10108	136.9	B2-U3-G3	10278	139.2	B2-U3-G2	9401	127.4	B1-U3-G3	9334	126.5	B3-U3-G3
RPRS-80W20LED	10553	135.0	B2-U3-G3	10731	137.3	B2-U3-G2	9814	125.6	B2-U3-G3	9745	124.7	B3-U3-G3
RPRS-85W20LED	11079	132.4	B3-U3-G3	11266	134.7	B2-U3-G2	10304	123.2	B2-U3-G3	10231	122.3	B4-U3-G3
RPRS-95W20LED	11896	128.3	B3-U3-G3	12097	130.5	B2-U3-G3	11064	119.4	B2-U3-G3	10986	118.5	B4-U3-G3

Actual performance may vary due to installation variables including optics, mounting/ceiling height, dirt depreciation, light loss factor, etc.; highly recommended to confirm performance with a layout - contact Applications at signify.com/outdoorluminaire. Consult DLC QPL to confirm your specific fixture selection is DLC approved. Note: Some data may be scaled based on tests of similar but not identical luminaires.

RPRS RoadFocus Plus

LED Security Light

3000K LED Lumen values

Ordering Code	Type R2M			Type R3M			Type 4			Type 5		
	Lumen Output	Efficacy (LPW)	BUG Rating	Lumen Output	Efficacy (LPW)	BUG Rating	Lumen Output	Efficacy (LPW)	BUG Rating	Lumen Output	Efficacy (LPW)	BUG Rating
RPRS-10W10LED	1619	165	B1-U0-G1	1673	171	B1-U0-G1	1639	167	B0-U0-G1	1640	168	B1-U0-G1
RPRS-15W10LED	2382	163	B1-U0-G1	2462	169	B1-U0-G1	2412	165	B1-U0-G1	2414	165	B2-U0-G1
RPRS-20W10LED	3091	159	B1-U0-G1	3194	164	B1-U0-G1	3130	161	B1-U0-G1	3132	161	B2-U0-G1
RPRS-25W10LED	3763	155	B1-U0-G1	3888	160	B1-U0-G1	3810	156	B1-U0-G1	3813	157	B3-U0-G1
RPRS-30W10LED	4379	150	B1-U0-G1	4525	155	B1-U0-G1	4434	152	B1-U0-G1	4437	152	B3-U0-G1
RPRS-35W10LED	4829	141	B1-U0-G1	4991	146	B1-U0-G1	4890	143	B1-U0-G1	4893	143	B3-U0-G1
RPRS-40W10LED	5402	137	B1-U0-G1	5582	142	B1-U0-G1	5469	139	B1-U0-G2	5474	139	B3-U0-G1
RPRS-45W10LED	5905	134	B2-U0-G2	6102	138	B2-U0-G1	5979	135	B1-U0-G2	5984	135	B3-U0-G1
RPRS-50W10LED	6369	130	B2-U0-G2	6581	134	B2-U0-G1	6448	131	B1-U0-G2	6453	132	B3-U0-G2
RPRS-55W10LED	6805	126	B2-U0-G2	7032	130	B2-U0-G2	6890	127	B1-U0-G2	6895	128	B3-U0-G2
RPRS-15W20LED	2495	172	B1-U0-G1	2566	177	B1-U0-G1	2530	174	B1-U0-G1	2496	172	B2-U0-G1
RPRS-20W20LED	3310	170	B1-U0-G1	3404	175	B1-U0-G1	3356	172	B1-U0-G1	3311	170	B2-U0-G1
RPRS-25W20LED	4067	168	B1-U0-G1	4182	172	B1-U0-G1	4123	170	B1-U0-G1	4068	168	B3-U0-G1
RPRS-30W20LED	4682	160	B1-U0-G1	4815	164	B1-U0-G1	4747	162	B1-U0-G1	4684	160	B3-U0-G1
RPRS-35W20LED	5397	158	B1-U0-G1	5551	163	B1-U0-G1	5472	161	B1-U0-G2	5399	158	B3-U0-G1
RPRS-40W20LED	6139	156	B2-U0-G2	6314	160	B2-U0-G1	6224	158	B1-U0-G2	6142	156	B3-U0-G2
RPRS-45W20LED	6791	154	B2-U0-G2	6984	158	B2-U0-G2	6885	156	B1-U0-G2	6794	154	B3-U0-G2
RPRS-50W20LED	7426	151	B2-U0-G2	7637	155	B2-U0-G2	7529	153	B1-U0-G2	7429	151	B3-U0-G2
RPRS-55W20LED	8028	149	B2-U0-G2	8256	153	B2-U0-G2	8139	151	B1-U0-G2	8031	149	B3-U0-G2
RPRS-60W20LED	8744	148	B2-U0-G2	8992	152	B2-U0-G2	8864	150	B1-U0-G2	8747	148	B4-U0-G2
RPRS-65W20LED	9280	145	B2-U0-G2	9544	149	B2-U0-G2	9408	147	B1-U0-G2	9284	145	B4-U0-G2
RPRS-70W20LED	9773	143	B2-U0-G2	10050	147	B2-U0-G2	9908	145	B1-U0-G2	9776	143	B4-U0-G2
RPRS-75W20LED	10380	141	B2-U0-G2	10674	145	B2-U0-G2	10523	143	B1-U0-G2	10384	141	B4-U0-G2
RPRS-80W20LED	10836	139	B2-U0-G2	11144	143	B2-U0-G2	10986	141	B2-U0-G2	10840	139	B4-U0-G2
RPRS-85W20LED	11376	136	B3-U0-G3	11699	140	B3-U0-G2	11533	138	B2-U0-G2	11380	136	B4-U0-G2
RPRS-95W20LED	12216	132	B3-U0-G3	12563	136	B3-U0-G2	12384	134	B2-U0-G2	12220	132	B4-U0-G2

3000K LED Lumen values with Prismatic Drop Lens (PSL)

Ordering Code	Type R2M			Type R3M			Type 4			Type 5		
	Lumen Output	Efficacy (LPW)	BUG Rating	Lumen Output	Efficacy (LPW)	BUG Rating	Lumen Output	Efficacy (LPW)	BUG Rating	Lumen Output	Efficacy (LPW)	BUG Rating
RPRS-10W10LED	1468	149.8	B1-U2-G1	1516	154.7	B1-U2-G1	1399	142.8	B0-U2-G1	1398	142.7	B1-U2-G1
RPRS-15W10LED	2160	147.9	B1-U2-G1	2231	152.8	B1-U2-G1	2059	141.0	B1-U2-G1	2057	140.9	B2-U2-G2
RPRS-20W10LED	2803	143.7	B1-U2-G1	2895	148.5	B1-U2-G1	2672	137.0	B1-U2-G1	2669	136.9	B2-U2-G2
RPRS-25W10LED	3412	139.8	B1-U2-G1	3524	144.4	B1-U2-G1	3252	133.3	B1-U2-G1	3249	133.2	B2-U2-G2
RPRS-30W10LED	3971	136.0	B1-U2-G1	4101	140.5	B1-U2-G1	3785	129.6	B1-U2-G1	3781	129.5	B3-U2-G3
RPRS-35W10LED	4379	128.4	B1-U2-G1	4523	132.6	B1-U2-G1	4174	122.4	B1-U2-G1	4170	122.3	B3-U2-G3
RPRS-40W10LED	4898	124.6	B2-U2-G2	5059	128.7	B1-U2-G1	4669	118.8	B1-U2-G2	4665	118.7	B3-U3-G3
RPRS-45W10LED	5354	121.1	B2-U2-G2	5531	125.1	B1-U2-G1	5104	115.5	B1-U2-G2	5099	115.4	B3-U3-G3
RPRS-50W10LED	5775	119.1	B2-U2-G2	5965	123.0	B2-U2-G2	5505	113.5	B1-U2-G2	5500	113.4	B3-U3-G3
RPRS-55W10LED	6170	118.4	B2-U2-G2	6374	122.3	B2-U2-G2	5881	112.9	B1-U2-G2	5876	112.8	B3-U3-G3
RPRS-15W20LED	2327	160.1	B1-U2-G1	2366	162.8	B1-U2-G1	2164	148.9	B1-U2-G1	2148	147.8	B2-U2-G1
RPRS-20W20LED	3087	158.2	B1-U2-G1	3139	160.9	B1-U2-G1	2871	147.2	B1-U2-G1	2850	146.1	B2-U2-G1
RPRS-25W20LED	3792	156.3	B1-U2-G1	3856	158.9	B1-U2-G1	3527	145.4	B1-U2-G1	3502	144.3	B2-U2-G2
RPRS-30W20LED	4366	149.1	B1-U2-G2	4440	151.6	B1-U2-G1	4060	138.6	B1-U2-G2	4032	137.7	B3-U2-G2
RPRS-35W20LED	5033	147.6	B1-U2-G2	5117	150.1	B1-U2-G1	4680	137.3	B1-U2-G2	4647	136.3	B3-U2-G2
RPRS-40W20LED	5724	145.3	B2-U2-G2	5821	147.7	B1-U2-G2	5324	135.1	B1-U2-G2	5286	134.2	B3-U3-G2
RPRS-45W20LED	6332	143.2	B2-U2-G2	6439	145.6	B2-U2-G2	5889	133.2	B1-U2-G2	5848	132.3	B3-U3-G2
RPRS-50W20LED	6925	140.8	B2-U3-G2	7041	143.1	B2-U3-G2	6440	130.9	B1-U3-G2	6395	130.0	B3-U3-G2
RPRS-55W20LED	7486	138.7	B2-U3-G2	7612	141.1	B2-U3-G2	6962	129.0	B1-U3-G2	6913	128.1	B3-U3-G3
RPRS-60W20LED	8154	137.6	B2-U3-G2	8291	139.9	B2-U3-G2	7583	128.0	B1-U3-G2	7529	127.1	B3-U3-G3
RPRS-65W20LED	8653	135.5	B2-U3-G2	8799	137.8	B2-U3-G2	8048	126.1	B1-U3-G2	7991	125.2	B3-U3-G3
RPRS-70W20LED	9113	133.4	B2-U3-G2	9267	135.6	B2-U3-G2	8475	124.0	B1-U3-G2	8415	123.2	B3-U3-G3
RPRS-75W20LED	9679	131.1	B2-U3-G3	9842	133.3	B2-U3-G2	9002	122.0	B1-U3-G2	8938	121.1	B3-U3-G3
RPRS-80W20LED	10104	129.3	B2-U3-G3	10275	131.5	B2-U3-G2	9397	120.3	B1-U3-G3	9331	119.4	B3-U3-G3
RPRS-85W20LED	10608	126.8	B2-U3-G3	10787	129.0	B2-U3-G2	9866	117.9	B2-U3-G3	9796	117.1	B3-U3-G3
RPRS-95W20LED	11391	122.9	B3-U3-G3	11583	125.0	B2-U3-G3	10594	114.3	B2-U3-G3	10519	113.5	B4-U3-G3

Actual performance may vary due to installation variables including optics, mounting/ceiling height, dirt depreciation, light loss factor, etc.; highly recommended to confirm performance with a layout - contact Applications at signify.com/outdoorluminaires. Consult DLC QPL to confirm your specific fixture selection is DLC approved. Note: Some data may be scaled based on tests of similar but not identical luminaires.

RPRS RoadFocus Plus

LED Security Light

2700K LED Lumen values

Ordering Code	Type R2M			Type R3M			Type 4			Type 5		
	Lumen Output	Efficacy (LPW)	BUG Rating	Lumen Output	Efficacy (LPW)	BUG Rating	Lumen Output	Efficacy (LPW)	BUG Rating	Lumen Output	Efficacy (LPW)	BUG Rating
RPRS-10W10LED	1497	153	B1-U0-G1	1547	158	B1-U0-G1	1515	155	B0-U0-G1	1517	155	B1-U0-G1
RPRS-15W10LED	2203	151	B1-U0-G1	2276	156	B1-U0-G1	2230	153	B0-U0-G1	2232	153	B2-U0-G1
RPRS-20W10LED	2858	147	B1-U0-G1	2954	151	B1-U0-G1	2894	148	B1-U0-G1	2896	149	B2-U0-G1
RPRS-25W10LED	3479	143	B1-U0-G1	3595	148	B1-U0-G1	3523	145	B1-U0-G1	3525	145	B3-U0-G1
RPRS-30W10LED	4049	138	B1-U0-G1	4184	143	B1-U0-G1	4100	140	B1-U0-G1	4103	140	B3-U0-G1
RPRS-35W10LED	4465	131	B1-U0-G1	4614	135	B1-U0-G1	4521	132	B1-U0-G1	4525	133	B3-U0-G1
RPRS-40W10LED	4995	127	B1-U0-G1	5162	131	B1-U0-G1	5057	129	B1-U0-G1	5061	129	B3-U0-G1
RPRS-45W10LED	5460	124	B1-U0-G1	5642	128	B1-U0-G1	5528	125	B1-U0-G2	5533	125	B3-U0-G1
RPRS-50W10LED	5889	120	B2-U0-G2	6085	124	B2-U0-G1	5962	122	B1-U0-G2	5967	122	B3-U0-G1
RPRS-55W10LED	6292	116	B2-U0-G2	6502	120	B2-U0-G1	6370	118	B1-U0-G2	6376	118	B3-U0-G2
RPRS-15W20LED	2307	159	B1-U0-G1	2373	163	B1-U0-G1	2339	161	B0-U0-G1	2308	159	B2-U0-G1
RPRS-20W20LED	3061	157	B1-U0-G1	3147	161	B1-U0-G1	3103	159	B1-U0-G1	3062	157	B2-U0-G1
RPRS-25W20LED	3760	155	B1-U0-G1	3867	159	B1-U0-G1	3812	157	B1-U0-G1	3762	155	B3-U0-G1
RPRS-30W20LED	4329	148	B1-U0-G1	4452	152	B1-U0-G1	4389	150	B1-U0-G1	4331	148	B3-U0-G1
RPRS-35W20LED	4991	146	B1-U0-G1	5132	151	B1-U0-G1	5060	148	B1-U0-G1	4993	146	B3-U0-G1
RPRS-40W20LED	5677	144	B2-U0-G2	5838	148	B2-U0-G1	5755	146	B1-U0-G2	5679	144	B3-U0-G1
RPRS-45W20LED	6279	142	B2-U0-G2	6458	146	B2-U0-G1	6366	144	B1-U0-G2	6282	142	B3-U0-G2
RPRS-50W20LED	6867	140	B2-U0-G2	7062	144	B2-U0-G2	6961	142	B1-U0-G2	6869	140	B3-U0-G2
RPRS-55W20LED	7423	138	B2-U0-G2	7633	141	B2-U0-G2	7525	139	B1-U0-G2	7426	138	B3-U0-G2
RPRS-60W20LED	8085	136	B2-U0-G2	8314	140	B2-U0-G2	8196	138	B1-U0-G2	8088	136	B3-U0-G2
RPRS-65W20LED	8581	134	B2-U0-G2	8824	138	B2-U0-G2	8699	136	B1-U0-G2	8584	134	B3-U0-G2
RPRS-70W20LED	9036	132	B2-U0-G2	9293	136	B2-U0-G2	9161	134	B1-U0-G2	9039	132	B4-U0-G2
RPRS-75W20LED	9597	130	B2-U0-G2	9870	134	B2-U0-G2	9730	132	B1-U0-G2	9601	130	B4-U0-G2
RPRS-80W20LED	10019	128	B2-U0-G2	10304	132	B2-U0-G2	10158	130	B1-U0-G2	10023	128	B4-U0-G2
RPRS-85W20LED	10518	126	B2-U0-G2	10817	129	B2-U0-G2	10664	127	B1-U0-G2	10523	126	B4-U0-G2
RPRS-95W20LED	11295	122	B3-U0-G3	11616	125	B3-U0-G2	11451	124	B2-U0-G2	11299	122	B4-U0-G2

2700K LED Lumen values with Prismatic Drop Lens (PSL)

Ordering Code	Type R2M			Type R3M			Type 4			Type 5		
	Lumen Output	Efficacy (LPW)	BUG Rating	Lumen Output	Efficacy (LPW)	BUG Rating	Lumen Output	Efficacy (LPW)	BUG Rating	Lumen Output	Efficacy (LPW)	BUG Rating
RPRS-10W10LED	1357	138.5	B1-U1-G1	1402	143.1	B1-U1-G1	1294	132.0	B0-U1-G1	1293	131.9	B1-U2-G1
RPRS-15W10LED	1998	136.8	B1-U2-G1	2063	141.3	B1-U2-G1	1904	130.4	B1-U2-G1	1902	130.3	B2-U2-G2
RPRS-20W10LED	2591	132.9	B1-U2-G1	2677	137.3	B1-U2-G1	2470	126.7	B1-U2-G1	2468	126.6	B2-U2-G2
RPRS-25W10LED	3154	129.3	B1-U2-G1	3258	133.5	B1-U2-G1	3007	123.2	B1-U2-G1	3004	123.1	B2-U2-G2
RPRS-30W10LED	3671	125.7	B1-U2-G1	3792	129.9	B1-U2-G1	3499	119.8	B1-U2-G1	3496	119.7	B2-U2-G2
RPRS-35W10LED	4048	118.7	B1-U2-G1	4182	122.6	B1-U2-G1	3859	113.2	B1-U2-G1	3855	113.1	B3-U2-G3
RPRS-40W10LED	4529	115.2	B1-U2-G1	4678	119.0	B1-U2-G1	4317	109.8	B1-U2-G1	4313	109.7	B3-U2-G3
RPRS-45W10LED	4951	112.0	B2-U2-G2	5114	115.7	B1-U2-G1	4719	106.8	B1-U2-G2	4715	106.7	B3-U3-G3
RPRS-50W10LED	5340	110.1	B2-U2-G2	5516	113.7	B1-U2-G1	5090	104.9	B1-U2-G2	5085	104.8	B3-U3-G3
RPRS-55W10LED	5705	109.5	B2-U2-G2	5893	113.1	B2-U2-G2	5438	104.4	B1-U2-G2	5433	104.3	B3-U3-G3
RPRS-15W20LED	2151	148.0	B1-U2-G1	2188	150.5	B1-U2-G1	2001	137.7	B0-U2-G1	1987	136.7	B1-U2-G1
RPRS-20W20LED	2854	146.3	B1-U2-G1	2902	148.8	B1-U2-G1	2655	136.1	B1-U2-G1	2636	135.1	B2-U2-G1
RPRS-25W20LED	3506	144.5	B1-U2-G1	3565	146.9	B1-U2-G1	3261	134.4	B1-U2-G1	3238	133.4	B2-U2-G2
RPRS-30W20LED	4037	137.8	B1-U2-G1	4105	140.2	B1-U2-G1	3754	128.2	B1-U2-G1	3728	127.3	B2-U2-G2
RPRS-35W20LED	4654	136.5	B1-U2-G2	4732	138.8	B1-U2-G1	4328	127.0	B1-U2-G2	4298	126.1	B3-U2-G2
RPRS-40W20LED	5294	134.3	B1-U2-G2	5383	136.6	B1-U2-G2	4923	124.9	B1-U2-G2	4888	124.1	B3-U2-G2
RPRS-45W20LED	5855	132.4	B2-U2-G2	5954	134.7	B1-U2-G2	5445	123.2	B1-U2-G2	5407	122.3	B3-U3-G2
RPRS-50W20LED	6403	130.2	B2-U2-G2	6511	132.4	B2-U2-G2	5955	121.1	B1-U2-G2	5913	120.2	B3-U3-G2
RPRS-55W20LED	6922	128.3	B2-U3-G2	7039	130.4	B2-U3-G2	6437	119.3	B1-U3-G2	6392	118.5	B3-U3-G2
RPRS-60W20LED	7539	127.2	B2-U3-G2	7666	129.4	B2-U3-G2	7012	118.3	B1-U3-G2	6962	117.5	B3-U3-G3
RPRS-65W20LED	8002	125.3	B2-U3-G2	8137	127.5	B2-U3-G2	7442	116.6	B1-U3-G2	7389	115.7	B3-U3-G3
RPRS-70W20LED	8426	123.3	B2-U3-G2	8568	125.4	B2-U3-G2	7836	114.7	B1-U3-G2	7781	113.9	B3-U3-G3
RPRS-75W20LED	8949	121.2	B2-U3-G2	9100	123.3	B2-U3-G2	8323	112.8	B1-U3-G2	8264	112.0	B3-U3-G3
RPRS-80W20LED	9342	119.6	B2-U3-G3	9500	121.6	B2-U3-G2	8689	111.2	B1-U3-G2	8627	110.4	B3-U3-G3
RPRS-85W20LED	9808	117.2	B2-U3-G3	9973	119.2	B2-U3-G2	9122	109.0	B1-U3-G2	9057	108.3	B3-U3-G3
RPRS-95W20LED	10532	113.6	B2-U3-G3	10710	115.5	B2-U3-G2	9795	105.7	B2-U3-G3	9726	104.9	B3-U3-G3

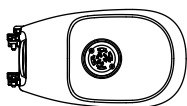
Actual performance may vary due to installation variables including optics, mounting/ceiling height, dirt depreciation, light loss factor, etc.; highly recommended to confirm performance with a layout - contact Applications at signify.com/outdoorluminaire. Consult DLC QPL to confirm your specific fixture selection is DLC approved. Note: Some data may be scaled based on tests of similar but not identical luminaires.

RPRS RoadFocus Plus

LED Security Light

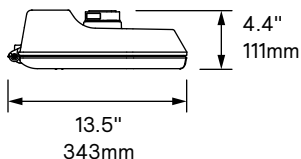
Dimensions

Top View

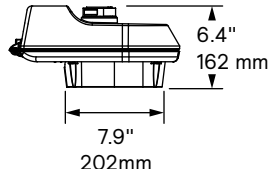


Weight: 6.9 lbs
EPA: 0.17 sq. feet

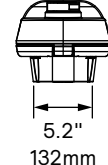
Side View



Side View

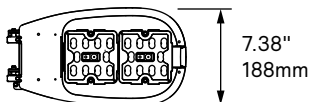


Front View

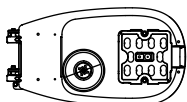


With PSL Option
Weight: 7.1 lbs
EPA: 0.25 sq. feet

Bottom View (20 LEDs)

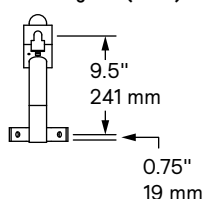


Bottom View (10 LEDs)

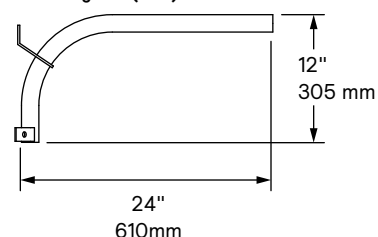


Shown with optional OMS

Mounting Arm (front)



Mounting Arm (side)



Specifications

Housing

Made of a low copper die cast Aluminum alloy (A360), 0.100" (2.5mm) minimum thickness. Fits on a 1.66" (42mm) O.D. (1.25" NPS), 1.9" (48mm) O.D. (1.5" NPS) or 2 3/8" (60mm) O.D. (2" NPS) by 5 1/2" (140mm) minimum long tenon. Comes with a zinc plated clamp fixed by 2 zinc plated hexagonal bolts 3/8 16 UNC for ease of installation. Provides an easy step adjustment of +/- 5° tilt in 2.5° increments. A quick release, tool less entry, single latch, hinged, removable door opens downward to provide access to electronic components and to a terminal block. Door is secured to prevent accidental dropping or disengagement. A clearance of 12" (305mm) at the rear is required in order to remove the door. Complete with a bird guard protecting against birds and similar intruders and an ANSI label as per C136.15-2020 to identify wattage and source (both included in box). Housing (including electrical compartment) rated IP54 per ANSI C136.37.

Light Engine

Composed of 4 main components: LED Module / Optical System / Heat Sink / Driver.

Electrical components are RoHS compliant, IP66 sealed light engine equipped LEDs tested by ISO 17025-2005 accredited lab in accordance with IESNA LM-80 guidelines in compliance with EPA ENERGY STAR, extrapolations in accordance with IESNA TM-21. Metal core board ensures greater heat transfer and longer lifespan.

LED Module: Composed of high-performance white LEDs. Color temperature as per ANSI/ NEMA bin 2700 Kelvin nominal (2725 ±145K), 3000 Kelvin nominal (3045K +/- 175K) or 4000 Kelvin nominal (3985K +/- 275K), CRI 70 Min. 75 Typical. Other CCT/CRI also available, consult factory.

Optical System: Composed of high performance UV stabilized optical grade polymer refractor lenses to achieve desired distribution optimized to get maximum spacing, target lumens and a superior lighting uniformity. System is rated IP66. Performance shall be tested per LM-63, LM-79 and TM-15 (IESNA) certifying its photometric performance. 0% uplight and U0 per IESNA TM-15.

Heat Sink: Built in the housing and door, designed to ensure high efficacy and superior cooling by natural vertical convection air flow pattern always close to LEDs and driver optimising their efficiency and life. Product does not use any cooling device with moving parts (only passive cooling). Wide openings enable natural cleaning and removal of dirt and debris. Entire luminaire is rated for operation in ambient temperature of -40°C / -40°F up to +50°C / +122°F when painted and without drop lens or -40°C / -40°F up to +40°C / +104°F unless otherwise specified, refer to LED Wattages Values Table for exceptions.

Driver: High power factor of 90% min. Electronic driver, operating range 50/60 Hz. Auto adjusting universal voltage input from 120 to 277 VAC rated for both application line to line or line to neutral, Class I or 2, THD of 20% max 6kV build-in surge protection.

DMG: Dimming compatible 0-10 volts. The current supplying the LEDs will be reduced by the driver if the driver experiences internal overheating as a protection to the LEDs and the electrical components. Output is protected from short circuits, voltage overload and current overload. Automatic recovery after correction. Standard built in driver surge protection of 2.5kV (min).

Integrated Features

DMG: Dimmable driver 0-10V.

TLRD7: Tool less orientable receptacle with 7 pins enabling dimming and additional functionality (to be determined), can be used with a twist lock Interact City node or photoelectric cell or a shorting cap. Use of photoelectric cell or shorting cap is required to ensure proper illumination.

Note: Additional hardware will be required to utilize the additional 2 pins on this receptacle.

Note: These integrated features always come with RoadFocus luminaire.

Driver and Luminaire Options

ARM24: Wood pole arm

PSL: Prismatic drop lens

D41*: Zhaga-D41 certified fixture

DALI*: Pre-set driver compatible with the DALI control system.

SRD*: Sensor Ready Driver including SR communication (used for dimming and other functionalities), 24V auxiliary supply and a logical signal input (LSI) connected to the top NEMA twist lock receptacle and bottom TLRSR receptacle, if this option included/chosen. This configuration is compatible with Interact City controllers.

OMS: Outdoor Multi Sensor

NRC: No Receptacle. Fixture is shipped with a cap instead of a receptacle.

SP1: Fail-On Surge protection device tested in accordance with ANSI/IEEE C62.45 per ANSI/IEEE C62.41.2 Scenario I Category C High Exposure 10kV/10kA waveforms for Line-Ground, Line-Neutral and Neutral-Ground, and in accordance with DOE MSSLC Model Specification for LED Roadway Luminaires Appendix D Electrical Immunity High test level 10kV/10kA.

SP2: Fail-On 20kV / 10kA surge protection device that provides extra protection beyond the SP1 10kV/10kA level.

SP1X: Fail-Off Surge protection device tested in accordance with ANSI/IEEE C62.45 per ANSI/ IEEE C62.41.2 Scenario I Category C High Exposure 10kV/5kA waveforms for Line-Ground, Line-Neutral and Neutral-Ground, and in accordance with DOE MSSLC Model Specification for LED Roadway Luminaires Appendix D Electrical Immunity High test level 10kV/5kA.

SP2X: Fail-Off 20kV / 10kA surge protection device that provides extra protection beyond the SP1X 10kV/5kA level.

TLRSR: SR Sensor connector, installed in fixture door. Shipped with protective cover.

PH8: Twist-lock photoelectric cell, UNV (120-277VAC).

PHXL: Twist-lock photoelectric cell, extended life, UNV (120-277VAC).

PH9: Shorting cap (use of photoelectric cell or shorting cap is required to ensure proper illumination).

API: Factory Installed NEMA label, ANSI C136.15-2020 compliant. Consult factory for other labeling needs.

* These driver options ship with the DALI bus power turned on and luminaire information loaded in Memory bank 1 as per ANSI C137.4 (2021). Consult factory for any other driver programming requirement.

RPRS RoadFocus Plus

LED Security Light

Specifications (continued)

Connected Lighting

Interact City connector node provides the plug and play wireless communications technology to connect your street light to the Interact City lighting management system. With Interact you can remotely manage, monitor and control all city lighting, from roads and streets, to parks and plazas, and bridges from one single system. Connected lighting enables capabilities including, accurate on/off switching, dimming control, fault reporting and integration with other systems to enable condition-based lighting. Interact provides you with a robust and scalable infrastructure to further reduce energy consumption, improve operations, and turn lighting into a connected network for your smart city journey.

For more details visit: interact-lighting.com/en-us/what-is-possible/interact-city

Factory Installed Shield Options (one per Light Engine)

CSS: Cul-de-Sac Shield. Shields light output on the left and right side of fixture.

FSS: Front Side Shield. Shields light output on the front side of fixture.

HSS: House Side Shield. Shields light output to the back side of fixture.

LSS: Left Side Shield. Shields light output on the left side of fixture.

RSS: Right Side Shield. Shields light output on the right side of fixture.

Luminaire Useful Life

Refer to IES files for energy consumption and delivered lumens for each option. Based on ISTMT in situ thermal testing in accordance with UL1598 and UL8750, System Reliability Tool, Advance data and LED manufacturer LM-80/TM-21 data, expected to reach 100,000 + hours with >L70 lumen maintenance @ 25°C. Luminaire Useful Life accounts for LED lumen maintenance AND all of these additional factors including: LED life, driver life, PCB substrate, solder joints, on/off cycles, burning hours and corrosion.

Wiring

The connection of the luminaire is done using a terminal block connector 600V, 85A for use with #2 14 AWG. wires from the primary circuit, located inside the housing. Due to the inrush current that occurs with electronic drivers, recommend using a 10Amp time-delay fuse to avoid unwanted fuse blowing (false tripping) that can occur with normal or fast acting fuses.

Hardware

All exposed screws shall be complete with Ceramic primer seal to reduce seizing of the parts, also offers a high resistance to corrosion. All seals and sealing devices are made and/or lined with EPDM and/or silicone and/or rubber.

Finish

Color in accordance with the AAMA 2603 standard. Application of polyester powder coat paint (4 mils/100 microns) with ± 1 mils/24 microns of tolerance. The Thermosetting resins provides a discoloration resistant finish in accordance with the ASTM D2244 standard, as well as luster retention in keeping with the ASTM D523 standard and humidity proof in accordance with the ASTM D2247 standard.

The surface treatment achieves a minimum of 5000 hours for salt spray resistant finish in accordance with testing performed and per ASTM B117 standard.

LED products manufacturing standard

The electronic components sensitive to electrostatic discharge (ESD) such as light emitting diodes (LEDs) are assembled in compliance with IEC61340-5-1 and ANSI/ESD S20.20 standards so as to eliminate ESD events that could decrease the useful life of the product.

Vibration Resistance

The RPRS meets the ANSI C136.31-2018, American National Standard for Roadway Luminaire Vibration specifications for Bridge/overpass applications. (Tested for 3G over 100,000 cycles by independent lab)

Certifications and Compliance

cULus Listed for Canada and USA. Luminaire meets DOE and MSSLC Model Specification for LED Roadway Luminaires. Most versions of RoadFocus LED Cobrahead luminaires are DesignLights Consortium qualified, consult DLC QPL to confirm your specific fixture selection is approved. CCTs 3000K and warmer are IDA Dark Sky Approved. Luminaire complies with or exceeds the following ANSI C136 standards: .2, .3, .10, .14, .15, .22, .25, .31, .37, .41.

Service Tag

Each individual luminaire is uniquely identifiable, thanks to the Service tag application. With a simple scan of a QR code, placed on the inside of the mast door, you gain instant access to the luminaire configuration, making installation and maintenance operations faster and easier, no matter what stage of the luminaire's lifetime. Just download the APP and register your product right away.

For more details visit: signify.com/servicetag

Limited Warranty

5-year limited warranty,
10-year limited warranty if ordered with optional 10kV or more surge protection.
See signify.com/warranties for details and restrictions.

