

Day-Brite




by Signify

Recessed

EvoGrid 2x4

2EVG up to 9000 lumens



Static model



Air return model



Day-Brite / CFI EvoGrid recessed utilizes highly reliable and efficient Philips LED platform boards and dimmable driver enabling market leading performance in its category. Its soft opal diffuser with large luminous area minimizes apparent brightness compared to other basket luminaires and provides general lighting perfect for a wide variety of applications.

Project: _____
 Location: _____
 Cat.No: _____
 Type: _____
 Lamps: _____ Qty: _____
 Notes: _____

Ordering guide

example: 2EVG38L840-4-D-UNV-DIM

Width	Family	Ceiling Type	Air Function	Lumens (nominal delivered)	Color	Length	Center Diffuser	Voltage	Driver	Options
2	EV	G			-	4	-	-	-	
2 2'	EV EvoGrid	G Grid	blank Static H Air Return	Standard efficacy 30L 3000 38L 3800 43L 4300 48L 4800 54L 5400 74L 7400 85L 8500 90L 9000 High efficacy 38LH 3800 43LH 4300 48LH 4800 54LH 5400 74LH 7400 Other lumen packages may be ordered in increments of 100lm from 3000 to 9000 lumens	830 ¹ 80 CRI, 3000K 835 80 CRI, 3500K 840 80 CRI, 4000K 850 ¹ 80 CRI, 5000K	4 4'	D Diffuse (opal) DS Diffuse smooth (opal) R Diffuse round ribbed (opal) RS Diffuse round smooth (opal)	UNV Universal Voltage, 120-277 volt 120 ² 120V 277 ² 277V 347 347V	DIM ³ Dimming Step SDIM ⁴ dimming to 40% input power XDIM ² MarkX phase dimming LDE Lutron LDE5, 5% dimming DALI DALI	F1 3/8" flex, 3 wire 18 gauge 6' F2 3/8" flex, 4 wire 18 gauge 6' F1/D 3/8" twin flex, 3 wire 18 gauge 6' for dimmable luminaires F2/5W 3/8" single flex, 5 wire 18 gauge 6' for dimmable luminaires F2/6W 3/8" single flex, 6 wire 18 gauge 6' for dimmable and emergency luminaires GLR Fusing, fast blow ER100 ^{8,9} UL924 listed sensor bypass relay, factory installed between driver & sensor GTD/E ⁸ UL924 listed Bodine GTD factory installed on driver input GTD/SNSR ^{8,9} UL924 listed Bodine GTD installed between driver & sensor EMLED Integral emergency battery pack, 1100lm nominal (ballast enclosure on top of luminaire) DSC Quick driver disconnect SWZCS ^{5,6} Interact Pro scalable sensor with integral daylight & occupancy sensing, advanced grouping with dwell time SWZDT ⁵ Integral sensor, daylighting and occupancy, advanced grouping with dwell time RADIO ⁵ Interact Pro RF sensor, enables wireless connected lighting control IAOSB ^{5,6} Interact Office advanced wireless sensor bundle, integral SC1500 w/loT capabilities for enterprise scale projects CHIC Chicago Plenum rated CRM ⁷ Continuous row mount TAP Top access plate AG Antimicrobial finish BAC ¹⁰ Meets the requirements of the Buy American Act of 1933 (BAA)

- 3000K and 5000K color temperatures available only on high efficacy configurations
- XDIM requires 120V or 277V specification.
- Integral controls options dimmable to 5% via wireless all switch. Non-controls are 0-10v dimmable to 1%.
- Consult factory for SDIM on 74L and 74LH packages.
- Specify only with -DIM driver option
- Must order IRT9015 Interact commissioning remote with each system order.
- CRM includes side cover with top access plate and additional end cover. 7/8" gap between fixtures.
- Must be installed in conjunction with a UL1008 device.
- Must be ordered with an integral controls option.
- Failure to properly select the "BAC" suffix could result in you receiving product that is not BAA compliant product with no recourse for an RMA or refund. This BAC designation hereunder does not address (i) the applicability of, or availability of a waiver under, the Trade Agreements Act, or (ii) the "Buy America" domestic content requirements imposed on states, localities, and other non-federal entities as a condition of receiving funds administered by the Department of Transportation or other federal agencies.
- Consult Signify to confirm whether specific accessories are BAA-compliant.

Accessories¹¹ (order separately)

- FMA24 - 2'x4' "F" mounting frame for NEMA "F" mounting
- EVD4L - EvoGrid 2'x4' rectangular ribbed replacement lens
- EVDS4L - EvoGrid 2'x4' rectangular smooth replacement lens
- EVR4L - EvoGrid 2'x4' round ribbed replacement lens
- EVRS4L - EvoGrid 2'x4' round smooth replacement lens
- FSK24 - 2'x4' surface mount field installation kit (factory welded seams), order with -TAP (top access plate) option (EMLED option not available)
- FSF24 - 2'x4' surface mount field assembly kit, order with -TAP (top access plate) option (EMLED option not available)

SWZCS accessories¹¹ (order separately)

- IRT9015 - handheld remote for grouping and configuration(at least one remote required for any SWZCS installation).

General Notes

- All options factory installed.
- All accessories are field installed.
- Many luminaire components, such as reflectors, refractors, lenses, sockets, lamp holders, and LEDs are made from various types of plastics which can be adversely affected by airborne contaminants. If sulfur based chemicals, petroleum based products, cleaning solutions, or other contaminants are expected in the intended area of use, consult factory for compatibility.



2EVG EvoGrid recessed 2x4

up to 9000 lumens

Ordering guide – PoE controls (Static & Tunable White)

example: 2EVG43L8TW-4-D-LV-POE-IAO

Width	Family	Ceiling Type	Air Function	Lumens (nominal delivered)	Color	Length	Center Diffuser	Voltage	Driver	Options	
2	EV	G			–	4	–	LV	–	POE	
2 2'	EV EvoGrid	G Grid	Blank Static H Air return	38L 3800 43L 4300 48L 4800	<u>Static White</u> 830 80 CRI, 3000K 835 80 CRI, 3500K 840 80 CRI, 4000K 850 80 CRI, 5000K <u>Color Tuning</u> 8TW 80CRI, 2700K thru 6500K tunable white	4 4'	D Diffuse (opal) DS Diffuse smooth (opal) R Diffuse round ribbed (opal) RS Diffuse round smooth (opal)	LV Low voltage	POE Power over ethernet	AG Antimicrobial finish EMPOE¹ 600lm integral emergency driver and battery pack IAO Integral Interact Office daylighting and occupancy sensor, enables wireless connected lighting control IAOSB Interact Office advanced wired sensor bundle, integral SC2000 w/ IoT capabilities for enterprise scale projects	

1 Indicator light and test switch located on housing side panel..

Ordering guide – DALI Controls (Tunable White)

example: 2EVG43L8TW-4-D-UNV-DTW-IAO

Width	Family	Ceiling Type	Air Function	Lumens (nominal delivered)	Color	Length	Center Diffuser	Voltage	Driver	Options	
2	EV	G			–	4	–	UNV	–	DTW	
2 2'	EV EvoGrid	G Grid	Blank Static H Air return	39L 3900 43L 4300 49L 4900 56L 5600 65L 6500	8TW 80CRI, 2700K thru 6500K tunable white	4 4'	D Diffuse (opal) DS Diffuse smooth (opal) R Diffuse round ribbed (opal) RS Diffuse round smooth (opal)	UNV Universal Voltage, 120-277 volt	DTW Dual channel tunable white	AG Antimicrobial finish F1/D 3/8" twin flex, 3 wire 18 gauge 6' for dimmable luminaires F2/7W 3/8" single flex, 7 wire 18 gauge 6' for emergency Factory wired Bodine BSL310 integral emergency pack. Nominal 1100lm IAO Integral Interact Office daylighting and occupancy sensor, enables wireless connected lighting control IAOSB Interact Office advanced wired sensor bundle, integral SC2000 w/ IoT capabilities for enterprise scale projects GLR Fusing, fast blow DSC Quick driver disconnect	

2EVG EvoGrid recessed 2x4

up to 9000 lumens

Application

- A highly efficient, visually comfortable, architecturally styled recessed LED luminaire designed with a minimalistic strategy to achieve sustainable objectives.
- Low profile configuration is only 2-3/4" deep, requiring minimal plenum space.
- Soft opal diffuser with large luminous area minimizes apparent brightness and provides high visual comfort perfect for a wide variety of general lighting applications like offices, schools, retail, or healthcare.
- Multiple lumen packages over a wide range to provide significant application flexibility over light levels and/or luminaire spacing.
- Directs a controlled amount of light to the higher angles in the room to balance the brightness of the surfaces and eliminate "cave effect" while creating the impression of a larger, brighter space without glare.
- Excellent color rendering with a CRI of 80.
- LEDs are an excellent source for use with controls since dimming or frequent switching does not degrade the performance or life of the source. Integral or external sensors are available for use.
- Designed for use with standard Grid (NEMA "G") or Narrow Grid (NEMA "NFG") ceiling T-bars. Drywall or plaster requirements can be accommodated by using an FMA24 "F" mounting frame (sold separately).
- Continuous row mount option (CRM) includes wireway covers on each end and on one side of housing.

Construction/Finish

- Uncomplicated design is 2-3/4" in depth and only requires a few parts outside of the electrical system and hardware, creating several benefits:
 - Less material required
 - Less packaging required
 - Reduced weight
 - Less energy required for construction and assembly
 - More luminaires can be shipped per truck to reduce fuel use and emissions

- Luminaire finish is matte white polyester for a high quality, durable finish.
- T-bar grid clips are integral to body.
- Access plate located on end provides easy field wiring. TAP option provides top mounted access plate.

Electrical

- Integral sensor options for occupancy sensing and/or daylight harvesting are available for additional energy savings with no reduction of life or increase in installation labor.
- Total luminaire efficacy exceeding 139 LPW (lumens per Watt) with high efficiency packages.
- LED board is easily accessible from below without tools. Single LED board is replaceable if needed via plug-in connectors to ensure long service life.
- LED driver is accessible from above.
- Emergency driver is accessible from above. To estimate lumen output in emergency mode, multiply emergency pack wattage by efficacy, then by 1.10. Typical lumen output is 1300lm for EMLED.
- The GTD/E option is used to bypass wall switches and allow luminaire operation on auxiliary power. Generator transfer requires installation in conjunction with a UL1008 listed device.
- The GTD/SNSR option is used to bypass integrated sensor control in the event of utility power loss. Generator transfer requires installation in conjunction with a UL1008 listed device.
- Step dim 100/40% and additional dimming options available.
- 5 year manufacturer's limited warranty. Visit signify.com/warranties for complete warranty information.
- TM-21 predicted L70 lumen maintenance up to 80,000 hours for high efficacy and 50,000 hours for standard efficacy configurations.
- cETLus listed to UL and CSA standards, suitable for damp locations.

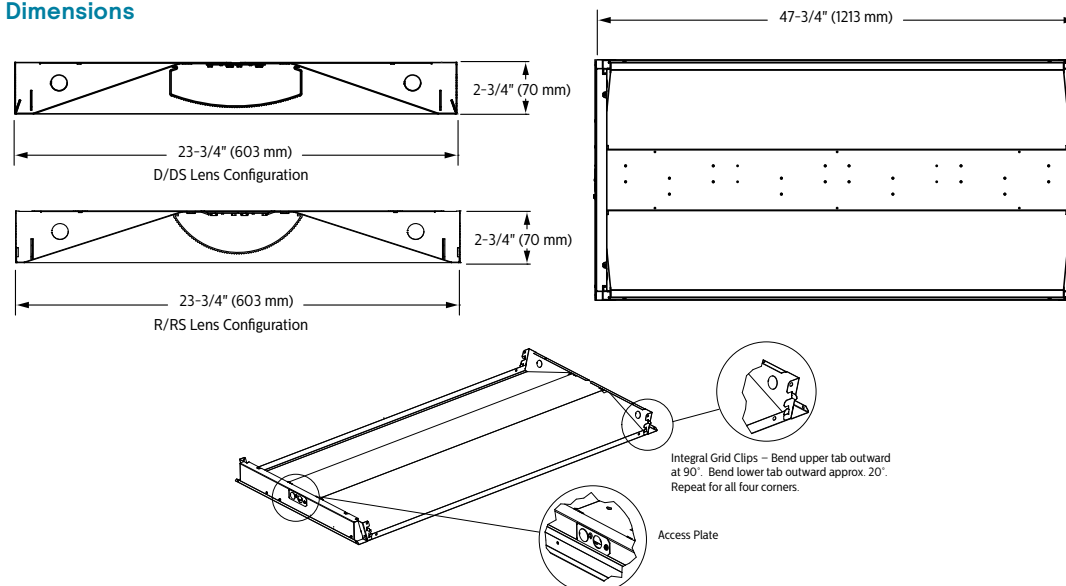
Enclosure

- Opal diffuser provides soft, comfortable lighting while maintaining high efficiency.
- Diffuser requires no frames or fasteners and can be easily removed from below without tools if needed.

Energy data

Luminaire	Catalog Number	Input Power	Efficacy
2x4	2EVG38L840-4-D	37	110
	2EVG43L840-4-D	41	108
	2EVG48L840-4-D	48	105
	2EVG54L840-4-D	55	103
	2EVG74L840-4-D	83	93
	2EVG38L840-4-R	31	124
	2EVG43L840-4-R	35	124
	2EVG48L840-4-R	40	122
	2EVG54L840-4-R	46	120
	2EVG74L840-4-R	67	111
2x4 High Efficacy	2EVG38LH840-4-D	27	139
	2EVG43LH840-4-D	32	139
	2EVG48LH840-4-D	36	138
	2EVG54LH840-4-D	39	137
	2EVG74LH840-4-D	56	134
	2EVG38LH840-4-R	26	142
	2EVG43LH840-4-R	30	142
	2EVG48LH840-4-R	34	143
2EVG54LH840-4-R	39	143	
2EVG74LH840-4-R	53	140	

Dimensions



2EVG EvoGrid recessed 2x4

up to 9000 lumens

Wireless Controls Options

SpaceWise DT (SWZDT)

- Standalone daylight and occupancy sensing with advanced grouping, wireless mesh networking and dwell time.
- Commissioning via compatible Android phone and Philips Field App
- Dimming via compatible Zigbee wireless wall switch only (see link below for details)
- Register for the commissioning app at <http://registration.componentcloud.philips.com/appregistration/>
- Integral sensing options may not be combined
- For more information including recommended switches, refer to the following: –
SWZDT – www.usa.lighting.philips.com/systems/lighting-systems/spacewise

Emergency Options (ER100)

- Power Sensing (Factory default) – Recommended UL924 option requires unswitched power sense line, absence of voltage on the normal circuit triggers luminaire to 100% output
- Power Interruption Detection (Field option) – Detects AC power interruption >30ms triggers 90 minute emergency mode with luminaire at 100% output

Interact Pro scalable sensor for Foundation, Advanced & Enterprise tiers (SWZCS and an evolution of SpaceWise)

- SWZCS is a connected sensor with integral occupancy and daylight sensing and supports wireless mesh connectivity.
- The sensor works in the Foundation mode (similar to SpaceWise) when configured without a gateway or in an Interact Pro Advanced or Enterprise mode if a compatible gateway is used.
- Interact Pro includes an App, a portal and a broad portfolio of wireless luminaires, lamps and retrofit kits all working on the same system.
- Startup is implemented via Interact Pro App (Android or iPhone) & BlueTooth connectivity. The App provides flexibility to choose between a gateway or non gateway mode for setup.
- Setup with the gateway requires wired internet access to the gateway. It is possible to add a gateway at a later point.
- Prepare project configuration steps remotely and use IRT9015 remote onsite to identify and group devices together.
 - Compatible with:
 - SWS200 wireless scene switch
 - Battery powered IP42 presence sensor OCC sensor IA CM WH 10/1
 - Battery powered IP42 presence & daylight sensor OCC-DL sensor IA CM IP42 WH
 - LCN3110: Battery powered IP65 presence sensor, OCC sensor IA CM IP65WH
 - LCN3120: Battery powered IP65 presence & daylight sensor, OCC-DL sensor IA CM IP65 WH
- For more information on Interact Pro visit: www.interact-lighting.com/interactproscalablesystem

Radio only sensor (RADIO)

- Integral RADIO only sensor simply enables wireless mesh connectivity to the luminaire without any occupancy or daylight sensing.
- Ideal for applications where sensing functionality is managed by other Interact devices and the luminaire only needs to have wireless connectivity.

Interact Pro scalable sensor bundles for Enterprise tier

- IAOSB option in addition to occupancy and daylight sensing supports advanced IoT capabilities such as people estimation analysis, desk level temperature & humidity sensing, noise classification, and BLE beacon.
- Compatible with SWS200 wireless scene switch and Interact Ready wireless battery powered sensors.
- Use Interact software and insights to increase building efficiency, achieve building wide integration and optimize space through occupancy analytics.
- Requires compatible Gateway and internet connectivity for commissioning.
- For more information, visit: www.interact-lighting.com/office or www.usa.lighting.philips.com/systems/system-areas/offices

Wired Controls Options

Interact Office Wired (PoE), Static White & Tunable White

- PoE based IoT connected lighting solution for large enterprises that span across multiple floors, buildings and require multiple gateways.
- Use Interact Office software and insights to increase building efficiency, achieve building wide integration and optimize space through occupancy analytics.
- Human centric lighting through tunable white technology – Dynamic behaviors via scheduled lighting recipes mimicking daylight patterns or supporting biorhythms.
- IAOSB option in addition to occupancy and daylight sensing supports advanced IoT capabilities such as people estimation analysis, desk level temperature & humidity sensing, noise classification, and BLE beacon.
- PoE lighting controller is accessible from below.

- Integral sensor option for occupancy sensing (PIR) and/or daylight harvesting available for additional energy savings.
- Optional integral emergency controller and battery pack provides 600lm nominal output. Test switch and indicator light mounted on side of chassis on one end.
- Emergency battery has a 3 month pre-installed shelf life, and must be stored and installed in environments of 20C to 30C (-4F to 86F) ambient, and 45-85% relative humidity.
- For more information on Interact Office Wired, visit: www.interact-lighting.com/office or www.usa.lighting.philips.com/systems/system-areas/offices

Tunable White with DALI

- Signify tunable white solutions are designed to help maximize the influence of lighting on your daily life.
- Dynamic behaviors via scheduled lighting recipes mimicking daylight patterns or supporting biorhythms.
- Scene setting via lighting pre-sets based on various combinations of lighting color temperature and intensity.

www.usa.lighting.philips.com/products/product-highlights/tunable-white-technology

2EVG EvoGrid recessed 2x4

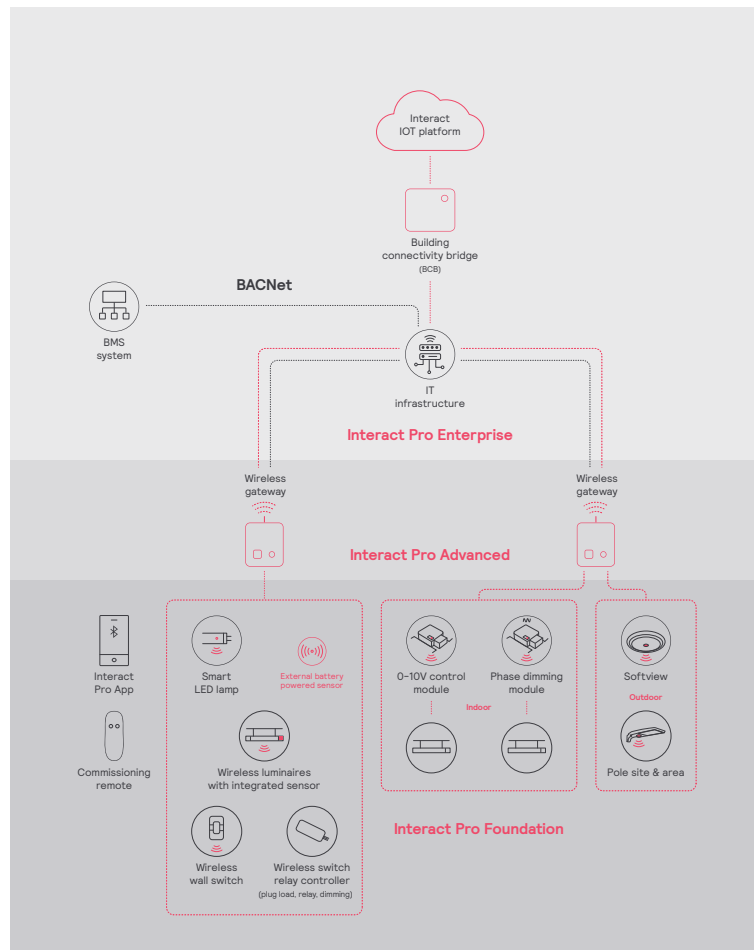
up to 9000 lumens

Interact Pro scalable system			
	Foundation	Advanced	Enterprise
Dimming, grouping, and zoning	✓	✓	✓
Bluetooth and ZigBee enabled	✓	✓	✓
Motion sensing and daylight harvesting	✓	✓	✓
Integration with 0-10V and phase dimming fixtures	✓	✓	✓
Code compliance	✓	✓	✓
Granular dimming and dwell time	✓	✓	✓
Energy reporting and monitoring		✓	✓
Scheduling		✓	✓
Demand response		✓	✓
BMS integration (BACnet)			✓
Floor plan visualization			✓
IoT sensors for wellness			✓
IoT Apps for productivity			✓

Currently supported maximum system size

To be able to design the lighting system correctly for the customer, it is important to know the prime characteristics of the system, its possibilities and limitations.

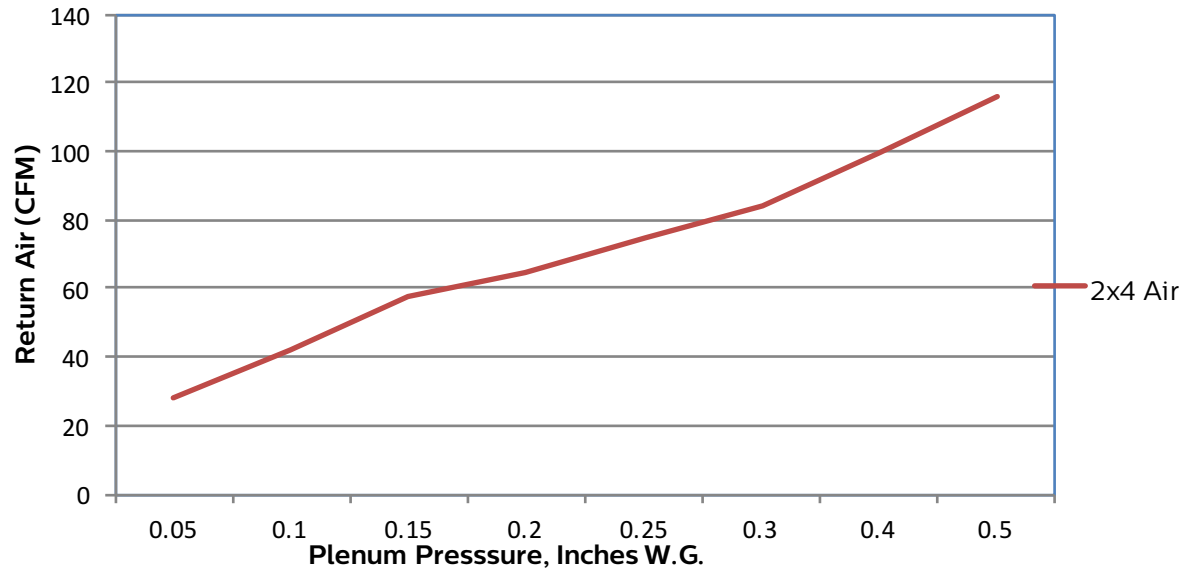
System level	
Total number of gateways	Unlimited
Total number of devices	200 per network
• luminaires with integrated sensors	150
• smart TLEDs	150
Total number of ZGP devices (sensors and switches)	50
• sensors	30
• switches	50
• zones and groups	64
Group level	
Recommended number of lights	40 (recommended 25)
Number of ZGP devices	5
Number of scenes	16



2EVG EvoGrid recessed 2x4

up to 9000 lumens

Air return data



Pressure	0.05	0.1	0.15	0.2	0.25	0.3	0.4	0.5
CFM	28	42	58	65	75	84	100	116
Noise	<15	24	34	37	41	45	47	49



2EVG EvoGrid recessed 2x4

up to 9000 lumens

Photometry

2x4 EvoGrid recessed LED, high efficacy, 4800 nominal delivered lumens

LER – 138

Catalog No.	2EVG48LH840-4-D-UNV-DIM
Test No.	34935
S/MH	1.2
Lamp Type	LED
Lumens	4897
Input Watts	36

Comparative yearly lighting energy cost per 1000 lumens – **\$1.74** based on 3000 hrs. and \$.08 pwr KWH.

The photometric results were obtained in the Day-Brite laboratory which is NVLAP accredited by the National Institute of Standards and Technology.

Photometric values based on test performed in compliance with LM-79.

Candlepower

Angle	End	45	Cross	Back-45
0	1778	1778	1778	1778
5	1749	1771	1782	1771
15	1669	1701	1714	1701
25	1509	1545	1566	1545
35	1283	1333	1364	1333
45	1022	1087	1134	1087
55	751	838	913	838
65	494	613	704	613
75	264	393	465	393
85	74	114	119	114

Light Distribution

Degrees	Lumens	% Luminaire
0-30	1358	27.7
0-40	2189	44.7
0-60	3775	77.1
0-90	4899	100.0
0-180	4899	100.0

Average Luminance

Zone	End	45°	Cross
45	7532	8012	8362
55	6828	7614	8295
65	6090	7566	8686
75	5319	7922	9360
85	4450	6795	7112

Coefficients of Utilization

EFFECTIVE FLOOR CAVITY REFLECTANCE 20 PER (pfc=0.20)									
pcc	80			70			50		
pw	70	50	30	70	50	30	50	30	
RCR									
0	118	118	118	115	115	115	111	111	
1	108	103	98	106	101	96	96	93	
2	97	90	82	95	88	81	83	79	
3	90	79	69	86	77	68	73	68	
4	81	69	60	80	68	59	66	58	
5	75	61	53	72	60	53	58	52	
6	69	56	46	68	55	46	53	46	
7	65	51	41	63	50	41	48	40	
8	59	46	38	58	46	38	45	36	
9	56	42	34	55	41	34	40	34	
10	53	40	32	52	39	30	38	30	

2x4 EvoGrid recessed LED, 4800 nominal delivered lumens

LER – 105

Catalog No.	2EVG48L840-4-D-UNV-DIM
Test No.	34090
S/MH	1.2
Lamp Type	LED
Lumens	5015
Input Watts	48

Comparative yearly lighting energy cost per 1000 lumens – **\$1.29** based on 3000 hrs. and \$.08 pwr KWH.

The photometric results were obtained in the Day-Brite laboratory which is NVLAP accredited by the National Institute of Standards and Technology.

Photometric values based on test performed in compliance with LM-79.

Candlepower

Angle	End	45	Cross	Back-45
0	1830	1830	1830	1777
5	1813	1820	1825	1770
15	1725	1739	1746	1700
25	1554	1571	1582	1541
35	1317	1347	1365	1330
45	1048	1096	1132	1086
55	771	851	930	838
65	510	642	733	614
75	279	417	485	394
85	81	123	132	111

Light Distribution

Degrees	Lumens	% Luminaire
0-30	1387	27.6
0-40	2228	44.4
0-60	3836	76.4
0-90	5019	100.0
0-180	5020	100.0

Average Luminance

Zone	End	45°	Cross
45	7725	8080	8349
55	7009	7732	8457
65	6290	7919	9045
75	5613	8389	9769
85	4870	7342	7903

Coefficients of Utilization

EFFECTIVE FLOOR CAVITY REFLECTANCE 20 PER (pfc=0.20)									
pcc	80			70			50		
pw	70	50	30	70	50	30	50	30	
RCR									
0	118	118	118	115	115	115	111	111	
1	108	103	98	105	101	96	96	93	
2	97	90	82	94	88	81	83	79	
3	89	79	69	86	77	68	73	67	
4	81	69	60	79	68	59	66	57	
5	75	61	53	72	60	52	58	51	
6	69	56	46	68	55	46	53	46	
7	65	51	41	63	50	41	47	40	
8	59	46	38	58	46	38	44	36	
9	56	42	34	55	41	34	40	34	
10	53	39	32	51	39	30	38	30	

2EVG EvoGrid recessed 2x4

up to 9000 lumens

2x4 EvoGrid recessed LED, high efficacy, 4800 nominal delivered lumens

LER – 144

Catalog No. 2EVG48LH840-4-R-UNV-DIM Test No. 38774 S/MH 1.3 Lamp Type LED Lumens 4927 Input Watts 34 Comparative yearly lighting energy cost per 1000 lumens – \$1.67 based on 3000 hrs. and \$.08 pwr KWH. The photometric results were obtained in the Philips Day-Brite laboratory which is NVLAP accredited by the National Institute of Standards and Technology. Photometric values based on test performed in compliance with LM-79.	Candlepower	Light Distribution	Average Luminance																																																																																																																																							
	<table border="1"> <thead> <tr> <th>Angle</th> <th>End</th> <th>45</th> <th>Cross</th> <th>Back-45</th> </tr> </thead> <tbody> <tr><td>0</td><td>1666</td><td>1666</td><td>1666</td><td>1666</td></tr> <tr><td>5</td><td>1634</td><td>1661</td><td>1671</td><td>1661</td></tr> <tr><td>15</td><td>1560</td><td>1599</td><td>1619</td><td>1599</td></tr> <tr><td>25</td><td>1420</td><td>1475</td><td>1513</td><td>1475</td></tr> <tr><td>35</td><td>1227</td><td>1304</td><td>1363</td><td>1304</td></tr> <tr><td>45</td><td>998</td><td>1101</td><td>1186</td><td>1101</td></tr> <tr><td>55</td><td>752</td><td>886</td><td>998</td><td>886</td></tr> <tr><td>65</td><td>468</td><td>674</td><td>780</td><td>674</td></tr> <tr><td>75</td><td>238</td><td>408</td><td>502</td><td>408</td></tr> <tr><td>85</td><td>54</td><td>132</td><td>128</td><td>132</td></tr> </tbody> </table>	Angle	End	45	Cross	Back-45	0	1666	1666	1666	1666	5	1634	1661	1671	1661	15	1560	1599	1619	1599	25	1420	1475	1513	1475	35	1227	1304	1363	1304	45	998	1101	1186	1101	55	752	886	998	886	65	468	674	780	674	75	238	408	502	408	85	54	132	128	132	<table border="1"> <thead> <tr> <th>Degrees</th> <th>Lumens</th> <th>% Luminaire</th> </tr> </thead> <tbody> <tr><td>0-30</td><td>1286</td><td>26.1</td></tr> <tr><td>0-40</td><td>2100</td><td>42.6</td></tr> <tr><td>0-60</td><td>3736</td><td>75.8</td></tr> <tr><td>0-90</td><td>4932</td><td>100.0</td></tr> <tr><td>0-180</td><td>4932</td><td>100.0</td></tr> </tbody> </table>	Degrees	Lumens	% Luminaire	0-30	1286	26.1	0-40	2100	42.6	0-60	3736	75.8	0-90	4932	100.0	0-180	4932	100.0	<table border="1"> <thead> <tr> <th>Zone</th> <th>End</th> <th>45°</th> <th>Cross</th> </tr> </thead> <tbody> <tr><td>45</td><td>7359</td><td>8120</td><td>8741</td></tr> <tr><td>55</td><td>6833</td><td>8050</td><td>9071</td></tr> <tr><td>65</td><td>5772</td><td>8313</td><td>9621</td></tr> <tr><td>75</td><td>4800</td><td>8216</td><td>10115</td></tr> <tr><td>85</td><td>3218</td><td>7919</td><td>7650</td></tr> </tbody> </table>	Zone	End	45°	Cross	45	7359	8120	8741	55	6833	8050	9071	65	5772	8313	9621	75	4800	8216	10115	85	3218	7919	7650																																						
Angle	End	45	Cross	Back-45																																																																																																																																						
0	1666	1666	1666	1666																																																																																																																																						
5	1634	1661	1671	1661																																																																																																																																						
15	1560	1599	1619	1599																																																																																																																																						
25	1420	1475	1513	1475																																																																																																																																						
35	1227	1304	1363	1304																																																																																																																																						
45	998	1101	1186	1101																																																																																																																																						
55	752	886	998	886																																																																																																																																						
65	468	674	780	674																																																																																																																																						
75	238	408	502	408																																																																																																																																						
85	54	132	128	132																																																																																																																																						
Degrees	Lumens	% Luminaire																																																																																																																																								
0-30	1286	26.1																																																																																																																																								
0-40	2100	42.6																																																																																																																																								
0-60	3736	75.8																																																																																																																																								
0-90	4932	100.0																																																																																																																																								
0-180	4932	100.0																																																																																																																																								
Zone	End	45°	Cross																																																																																																																																							
45	7359	8120	8741																																																																																																																																							
55	6833	8050	9071																																																																																																																																							
65	5772	8313	9621																																																																																																																																							
75	4800	8216	10115																																																																																																																																							
85	3218	7919	7650																																																																																																																																							
Coefficients of Utilization EFFECTIVE FLOOR CAVITY REFLECTANCE 20 PER (pfc=0.20)																																																																																																																																										
<table border="1"> <thead> <tr> <th rowspan="2">pcc</th> <th colspan="3">80</th> <th colspan="3">70</th> <th colspan="3">50</th> </tr> <tr> <th>70</th> <th>50</th> <th>30</th> <th>70</th> <th>50</th> <th>30</th> <th>50</th> <th>30</th> </tr> </thead> <tbody> <tr><td>pw</td><td></td><td></td><td></td><td></td><td></td><td></td><td></td><td></td></tr> <tr><td>RCR</td><td></td><td></td><td></td><td></td><td></td><td></td><td></td><td></td></tr> <tr><td>0</td><td>118</td><td>118</td><td>118</td><td>115</td><td>115</td><td>115</td><td>111</td><td>111</td></tr> <tr><td>1</td><td>108</td><td>103</td><td>97</td><td>105</td><td>101</td><td>95</td><td>95</td><td>93</td></tr> <tr><td>2</td><td>97</td><td>89</td><td>81</td><td>94</td><td>86</td><td>81</td><td>83</td><td>78</td></tr> <tr><td>3</td><td>89</td><td>78</td><td>68</td><td>85</td><td>76</td><td>68</td><td>72</td><td>67</td></tr> <tr><td>4</td><td>81</td><td>68</td><td>59</td><td>79</td><td>68</td><td>58</td><td>65</td><td>57</td></tr> <tr><td>5</td><td>75</td><td>60</td><td>52</td><td>72</td><td>59</td><td>52</td><td>57</td><td>50</td></tr> <tr><td>6</td><td>68</td><td>55</td><td>46</td><td>67</td><td>54</td><td>46</td><td>52</td><td>45</td></tr> <tr><td>7</td><td>64</td><td>50</td><td>40</td><td>61</td><td>48</td><td>40</td><td>47</td><td>40</td></tr> <tr><td>8</td><td>58</td><td>46</td><td>36</td><td>57</td><td>45</td><td>36</td><td>44</td><td>35</td></tr> <tr><td>9</td><td>56</td><td>41</td><td>34</td><td>54</td><td>40</td><td>33</td><td>40</td><td>33</td></tr> <tr><td>10</td><td>52</td><td>39</td><td>30</td><td>51</td><td>38</td><td>29</td><td>36</td><td>29</td></tr> </tbody> </table>				pcc	80			70			50			70	50	30	70	50	30	50	30	pw									RCR									0	118	118	118	115	115	115	111	111	1	108	103	97	105	101	95	95	93	2	97	89	81	94	86	81	83	78	3	89	78	68	85	76	68	72	67	4	81	68	59	79	68	58	65	57	5	75	60	52	72	59	52	57	50	6	68	55	46	67	54	46	52	45	7	64	50	40	61	48	40	47	40	8	58	46	36	57	45	36	44	35	9	56	41	34	54	40	33	40	33	10	52	39	30	51	38	29	36	29
pcc	80				70			50																																																																																																																																		
	70	50	30	70	50	30	50	30																																																																																																																																		
pw																																																																																																																																										
RCR																																																																																																																																										
0	118	118	118	115	115	115	111	111																																																																																																																																		
1	108	103	97	105	101	95	95	93																																																																																																																																		
2	97	89	81	94	86	81	83	78																																																																																																																																		
3	89	78	68	85	76	68	72	67																																																																																																																																		
4	81	68	59	79	68	58	65	57																																																																																																																																		
5	75	60	52	72	59	52	57	50																																																																																																																																		
6	68	55	46	67	54	46	52	45																																																																																																																																		
7	64	50	40	61	48	40	47	40																																																																																																																																		
8	58	46	36	57	45	36	44	35																																																																																																																																		
9	56	41	34	54	40	33	40	33																																																																																																																																		
10	52	39	30	51	38	29	36	29																																																																																																																																		

2x4 EvoGrid recessed LED, 4800 nominal delivered lumens

LER – 122

Catalog No. 2EVG48L840-4-R-UNV-DIM Test No. 38786 S/MH 1.3 Lamp Type LED Lumens 4903 Input Watts 40 Comparative yearly lighting energy cost per 1000 lumens – \$1.97 based on 3000 hrs. and \$.08 pwr KWH. The photometric results were obtained in the Philips Day-Brite laboratory which is NVLAP accredited by the National Institute of Standards and Technology. Photometric values based on test performed in compliance with LM-79.	Candlepower	Light Distribution	Average Luminance																																																																																																																																							
	<table border="1"> <thead> <tr> <th>Angle</th> <th>End</th> <th>45</th> <th>Cross</th> <th>Back-45</th> </tr> </thead> <tbody> <tr><td>0</td><td>1658</td><td>1658</td><td>1658</td><td>1658</td></tr> <tr><td>5</td><td>1623</td><td>1653</td><td>1664</td><td>1653</td></tr> <tr><td>15</td><td>1550</td><td>1591</td><td>1612</td><td>1591</td></tr> <tr><td>25</td><td>1411</td><td>1468</td><td>1506</td><td>1468</td></tr> <tr><td>35</td><td>1219</td><td>1299</td><td>1357</td><td>1299</td></tr> <tr><td>45</td><td>991</td><td>1097</td><td>1179</td><td>1097</td></tr> <tr><td>55</td><td>747</td><td>882</td><td>992</td><td>882</td></tr> <tr><td>65</td><td>465</td><td>673</td><td>775</td><td>673</td></tr> <tr><td>75</td><td>236</td><td>405</td><td>480</td><td>405</td></tr> <tr><td>85</td><td>54</td><td>127</td><td>126</td><td>127</td></tr> </tbody> </table>	Angle	End	45	Cross	Back-45	0	1658	1658	1658	1658	5	1623	1653	1664	1653	15	1550	1591	1612	1591	25	1411	1468	1506	1468	35	1219	1299	1357	1299	45	991	1097	1179	1097	55	747	882	992	882	65	465	673	775	673	75	236	405	480	405	85	54	127	126	127	<table border="1"> <thead> <tr> <th>Degrees</th> <th>Lumens</th> <th>% Luminaire</th> </tr> </thead> <tbody> <tr><td>0-30</td><td>1280</td><td>26.1</td></tr> <tr><td>0-40</td><td>2090</td><td>42.6</td></tr> <tr><td>0-60</td><td>3719</td><td>75.8</td></tr> <tr><td>0-90</td><td>4902</td><td>100.0</td></tr> <tr><td>0-180</td><td>4903</td><td>100.0</td></tr> </tbody> </table>	Degrees	Lumens	% Luminaire	0-30	1280	26.1	0-40	2090	42.6	0-60	3719	75.8	0-90	4902	100.0	0-180	4903	100.0	<table border="1"> <thead> <tr> <th>Zone</th> <th>End</th> <th>45°</th> <th>Cross</th> </tr> </thead> <tbody> <tr><td>45</td><td>7307</td><td>8088</td><td>8690</td></tr> <tr><td>55</td><td>6785</td><td>8019</td><td>9012</td></tr> <tr><td>65</td><td>5735</td><td>8297</td><td>9556</td></tr> <tr><td>75</td><td>4761</td><td>8153</td><td>9672</td></tr> <tr><td>85</td><td>3206</td><td>7578</td><td>7524</td></tr> </tbody> </table>	Zone	End	45°	Cross	45	7307	8088	8690	55	6785	8019	9012	65	5735	8297	9556	75	4761	8153	9672	85	3206	7578	7524																																						
Angle	End	45	Cross	Back-45																																																																																																																																						
0	1658	1658	1658	1658																																																																																																																																						
5	1623	1653	1664	1653																																																																																																																																						
15	1550	1591	1612	1591																																																																																																																																						
25	1411	1468	1506	1468																																																																																																																																						
35	1219	1299	1357	1299																																																																																																																																						
45	991	1097	1179	1097																																																																																																																																						
55	747	882	992	882																																																																																																																																						
65	465	673	775	673																																																																																																																																						
75	236	405	480	405																																																																																																																																						
85	54	127	126	127																																																																																																																																						
Degrees	Lumens	% Luminaire																																																																																																																																								
0-30	1280	26.1																																																																																																																																								
0-40	2090	42.6																																																																																																																																								
0-60	3719	75.8																																																																																																																																								
0-90	4902	100.0																																																																																																																																								
0-180	4903	100.0																																																																																																																																								
Zone	End	45°	Cross																																																																																																																																							
45	7307	8088	8690																																																																																																																																							
55	6785	8019	9012																																																																																																																																							
65	5735	8297	9556																																																																																																																																							
75	4761	8153	9672																																																																																																																																							
85	3206	7578	7524																																																																																																																																							
Coefficients of Utilization EFFECTIVE FLOOR CAVITY REFLECTANCE 20 PER (pfc=0.20)																																																																																																																																										
<table border="1"> <thead> <tr> <th rowspan="2">pcc</th> <th colspan="3">80</th> <th colspan="3">70</th> <th colspan="3">50</th> </tr> <tr> <th>70</th> <th>50</th> <th>30</th> <th>70</th> <th>50</th> <th>30</th> <th>50</th> <th>30</th> </tr> </thead> <tbody> <tr><td>pw</td><td></td><td></td><td></td><td></td><td></td><td></td><td></td><td></td></tr> <tr><td>RCR</td><td></td><td></td><td></td><td></td><td></td><td></td><td></td><td></td></tr> <tr><td>0</td><td>118</td><td>118</td><td>118</td><td>115</td><td>115</td><td>115</td><td>111</td><td>111</td></tr> <tr><td>1</td><td>108</td><td>103</td><td>97</td><td>105</td><td>101</td><td>96</td><td>95</td><td>93</td></tr> <tr><td>2</td><td>97</td><td>89</td><td>81</td><td>94</td><td>86</td><td>81</td><td>83</td><td>78</td></tr> <tr><td>3</td><td>89</td><td>78</td><td>69</td><td>85</td><td>76</td><td>68</td><td>72</td><td>67</td></tr> <tr><td>4</td><td>81</td><td>68</td><td>59</td><td>79</td><td>68</td><td>58</td><td>65</td><td>57</td></tr> <tr><td>5</td><td>75</td><td>60</td><td>52</td><td>72</td><td>59</td><td>52</td><td>57</td><td>50</td></tr> <tr><td>6</td><td>68</td><td>55</td><td>46</td><td>67</td><td>54</td><td>46</td><td>52</td><td>45</td></tr> <tr><td>7</td><td>64</td><td>50</td><td>40</td><td>61</td><td>48</td><td>40</td><td>47</td><td>40</td></tr> <tr><td>8</td><td>58</td><td>46</td><td>36</td><td>57</td><td>45</td><td>36</td><td>44</td><td>35</td></tr> <tr><td>9</td><td>56</td><td>41</td><td>34</td><td>54</td><td>40</td><td>33</td><td>40</td><td>33</td></tr> <tr><td>10</td><td>52</td><td>39</td><td>30</td><td>51</td><td>38</td><td>29</td><td>36</td><td>29</td></tr> </tbody> </table>				pcc	80			70			50			70	50	30	70	50	30	50	30	pw									RCR									0	118	118	118	115	115	115	111	111	1	108	103	97	105	101	96	95	93	2	97	89	81	94	86	81	83	78	3	89	78	69	85	76	68	72	67	4	81	68	59	79	68	58	65	57	5	75	60	52	72	59	52	57	50	6	68	55	46	67	54	46	52	45	7	64	50	40	61	48	40	47	40	8	58	46	36	57	45	36	44	35	9	56	41	34	54	40	33	40	33	10	52	39	30	51	38	29	36	29
pcc	80				70			50																																																																																																																																		
	70	50	30	70	50	30	50	30																																																																																																																																		
pw																																																																																																																																										
RCR																																																																																																																																										
0	118	118	118	115	115	115	111	111																																																																																																																																		
1	108	103	97	105	101	96	95	93																																																																																																																																		
2	97	89	81	94	86	81	83	78																																																																																																																																		
3	89	78	69	85	76	68	72	67																																																																																																																																		
4	81	68	59	79	68	58	65	57																																																																																																																																		
5	75	60	52	72	59	52	57	50																																																																																																																																		
6	68	55	46	67	54	46	52	45																																																																																																																																		
7	64	50	40	61	48	40	47	40																																																																																																																																		
8	58	46	36	57	45	36	44	35																																																																																																																																		
9	56	41	34	54	40	33	40	33																																																																																																																																		
10	52	39	30	51	38	29	36	29																																																																																																																																		

2EVG EvoGrid recessed 2x4

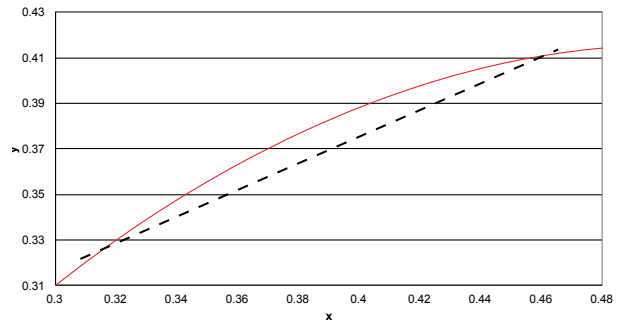
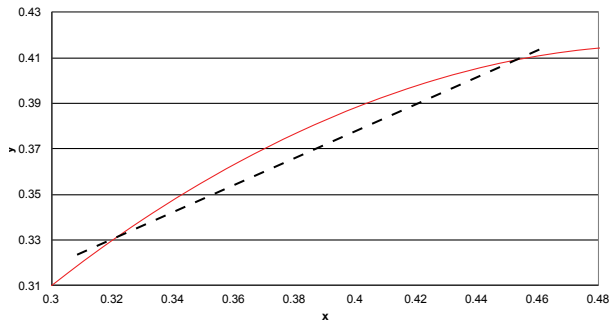
up to 9000 lumens

Tunable White with PoE

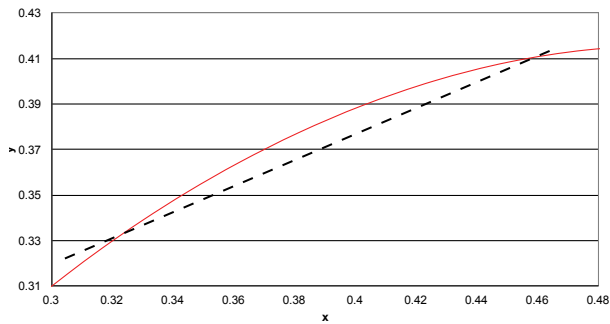
Color Information

2x4 EvoGrid 3800lm	2700K	3000K	3500K	4000K	5000K	6500K
Flux	3833	3836	3840	3843	3848	3854
Power	27	27	27	27	26	26
Efficacy	140	141	143	145	147	149
CCT	82	84	86	87	87	85
CRI	15	23	32	37	35	22
R9	18	23	31	34	31	11

2x4 EvoGrid 4300lm	2700K	3000K	3500K	4000K	5000K	6500K
Flux	4327	4330	4334	4338	4343	4349
Power	33	31	31	30	30	30
Efficacy	132	138	141	143	147	147
CCT	82	84	86	87	87	85
CRI	14	23	32	36	35	23
R9	18	23	31	34	31	11



2x4 EvoGrid 4800lm	2700K	3000K	3500K	4000K	5000K	6500K
Flux	4815	4817	4819	4821	4824	4827
Power	39	36	35	34	33	34
Efficacy	125	134	138	141	146	144
CCT	82	84	86	87	87	85
CRI	14	22	31	36	35	23
R9	18	23	31	34	31	11



2EVG EvoGrid recessed 2x4

up to 9000 lumens

Tunable White with DALI

Electrical Specifications

Input Voltage	120V				277V			
Nominal CCT	2700K				2700K			
Nominal Lumens	3900	4300	4900	5600	3900	4300	4900	5600
Commissioned State								
Power (W)	41.8	47.0	55.9	65.7	41.5	46.4	55.0	64.3
Current (A)	0.4	0.4	0.5	0.6	0.2	0.2	0.2	0.3
Power Factor	1.0	1.0	1.0	1.0	0.9	0.9	0.9	0.9
THD (%)	14.0	13.0	11.0	10.0	17.0	16.5	16.0	14.5
Off State Power (W)	0.6	0.6	0.6	0.6	0.9	0.9	0.9	0.9
Non-Commissioned State								
Power (W)	78.0	87.0	102.0	116.0	77.0	86.0	101.0	113.0
Current (A)	0.7	0.7	0.9	1.0	0.3	0.3	0.4	0.4

Photometry

2x4 EvoGrid recessed LED with tunable white, 4300 nominal delivered lumens, 2700K CCT

LER - 110

Catalog No.	2EVG43L8TW-4-D-UNV-DTW
Test No.	36529
S/MH	1.2
Lamp Type	LED
Lumens	4527
Input Watts	39
CCT	2700K

Comparative yearly lighting energy cost per 1000 lumens – **\$2.18** based on 3000 hrs. and \$.08 pwr KWH.

The photometric results were obtained in the Philips Day-Brite laboratory which is NVLAP accredited by the National Institute of Standards and Technology.

Photometric values based on test performed in compliance with LM-79.

Candlepower				
Angle	End	45	Cross	
0	1602	1602	1602	
5	1576	1594	1600	
15	1502	1525	1538	
25	1361	1392	1412	
35	1168	1209	1238	
45	948	1009	1052	
55	712	800	868	
65	446	602	678	
75	229	365	420	
85	51	113	121	

Light Distribution		
Degrees	Lumens	% Luminaire
0-30	1221	27.0
0-40	1977	43.7
0-60	3465	76.5
0-90	4526	100.0
0-180	4527	100.0

Average Luminance			
Zone	End	45'	Cross
45	6988	7435	7754
55	6474	7266	7886
65	5501	7420	8357
75	4621	7358	8453
85	3074	6753	7255

Coefficients of Utilization

EFFECTIVE FLOOR CAVITY REFLECTANCE 20 PER (pfc=0.20)								
pcc	80			70			50	
	70	50	30	70	50	30	50	30
pw								
RCR								
0	118	118	118	115	115	115	111	111
1	108	103	98	105	101	96	96	93
2	97	90	81	94	88	81	83	79
3	89	78	69	86	77	68	73	67
4	81	68	59	79	68	59	66	57
5	75	61	53	72	60	52	58	51
6	68	56	46	67	55	46	53	45
7	64	51	41	63	50	40	47	40
8	59	46	38	57	45	36	44	36
9	56	41	34	55	41	34	40	33
10	52	39	30	51	39	30	38	30

2EVG EvoGrid recessed 2x4

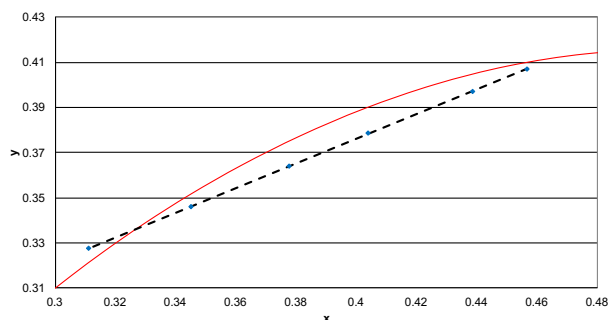
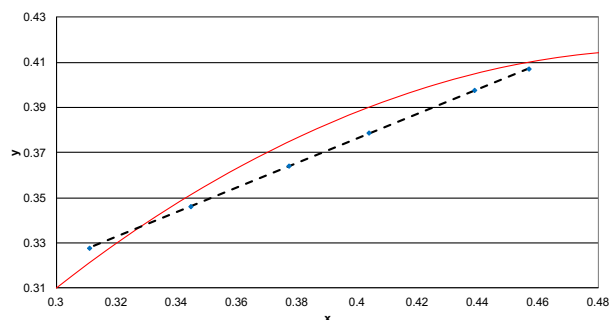
up to 7400 lumens

Tunable White with DALI

Color information

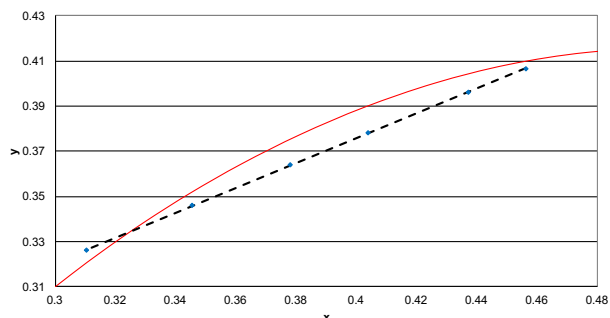
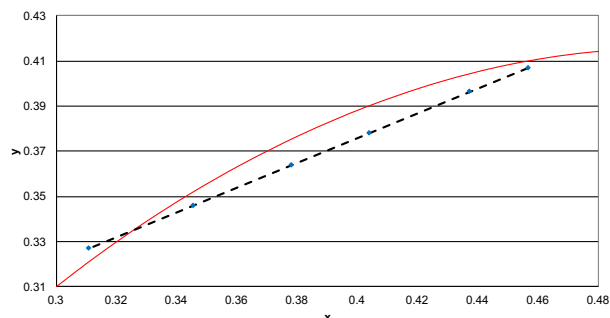
2x4 EvoGrid 3900lm	2700K	3000K	3500K	4000K	5000K	6500K
Flux	3790	3798	3805	3885	3811	3919
Power	41.4	42.9	40.7	40.2	38.2	35.4
Efficacy	91.5	88.6	93.5	96.8	99.8	110.7
CCT	2716	2915	3431	3990	5000	6606
CRI	83	84	87	87	87	84
R9	18	23	33	37	32	16
x	0.4568	0.4387	0.4037	0.3774	0.3446	0.3110
y	0.4071	0.3974	0.3784	0.3641	0.3462	0.3278
Duv	-0.0010	-0.0029	-0.0051	-0.0051	-0.0026	0.0034

2x4 EvoGrid 4300lm	2700K	3000K	3500K	4000K	5000K	6500K
Flux	4247	4257	4259	4346	4254	4349
Power	46.5	47.8	45.2	44.4	42.2	39.4
Efficacy	91.2	89.0	94.3	97.9	100.8	110.3
CCT	2717	2916	3427	3980	4984	6610
CRI	83	84	86	87	87	84
R9	18	23	33	37	34	16
x	0.4567	0.4386	0.4039	0.3777	0.3450	0.3110
y	0.4070	0.3973	0.3784	0.3642	0.3462	0.3275
Duv	-0.0011	-0.0029	-0.0052	-0.0052	-0.0027	0.0033



2x4 EvoGrid 4900lm	2700K	3000K	3500K	4000K	5000K	6500K
Flux	4969	5017	4983	5079	4955	5030
Power	55.0	56.2	52.4	51.3	48.7	45.8
Efficacy	90.3	89.3	95.1	99.1	101.9	109.8
CCT	2719	2932	3424	3972	4971	6625
CRI	83	84	86	87	87	84
R9	18	23	32	37	34	16
x	0.4564	0.4372	0.4040	0.3780	0.3454	0.3108
y	0.4068	0.3965	0.3784	0.3641	0.3461	0.3271
Duv	-0.0011	-0.0031	-0.0052	-0.0053	-0.0029	0.0032

2x4 EvoGrid 5600lm	2700K	3000K	3500K	4000K	5000K	6500K
Flux	5805	5877	5833	5936	5780	5813
Power	65.6	66.2	61.2	59.7	56.2	53.7
Efficacy	88.5	88.8	95.4	99.5	102.9	108.3
CCT	2722	2934	3423	3965	4962	6654
CRI	83	84	86	87	87	84
R9	17	23	32	36	34	16
x	0.4561	0.4370	0.4039	0.3781	0.3456	0.3104
y	0.4066	0.3962	0.3781	0.3639	0.3459	0.3264
Duv	-0.0012	-0.0032	-0.0053	-0.0055	-0.0031	0.0030



© 2022 Signify Holding. All rights reserved. The information provided herein is subject to change, without notice. Signify does not give any representation or warranty as to the accuracy or completeness of the information included herein and shall not be liable for any action in reliance thereon. The information presented in this document is not intended as any commercial offer and does not form part of any quotation or contract, unless otherwise agreed by Signify.

Signify North America Corporation
400 Crossing Blvd, Suite 600
Bridgewater, NJ 08807
Telephone 855-486-2216

Signify Canada Ltd.
281 Hillmount Road,
Markham, ON, Canada L6C 2S3
Telephone 800-668-9008

All trademarks are owned by Signify Holding or their respective owners.