

HADCO

by  Signify

Urban

Swan

CXF4C Comfort Optics Pendant



The Hadco Swan pendant family offers a simple modern take on the traditional pendant lantern, providing style and elegance to downtown areas, commercial developments, parks and residential communities. These pendants are now available with comfort optics, providing a low glare, comfortable solution.

Project: _____

Location: _____

Cat.No: _____

Type: _____

Lamps: _____ Qty: _____

Notes: _____

Ordering guide

Example: CXF4C-196-G2-A-A-2-830-A-4-DL-SP1

Series	LEDs	Generation	Mounting	Finish	Distribution	CCT	Voltage	Drive current
CXF4C	196	G2						
CXF4C Swan	196 196 LEDs	G2 Gen 2	A Arm T Top W Wall mount	A Black B White G Verde Green H Bronze I Silver Gray J Dark Green	1 Type 1 2 Type 2 3 Type 3 4 Type 4 5 Type 5	830 3000K (80CRI) 840 4000K (80CRI)	A 120-277 VAC B 347-480 VAC	4 450mA 6 650mA 11 1150mA 16 1675mA 21 2100mA

Ordering guide (continued)

Driver Options	Surge Supression
DL ¹ DALI (default: logarithmic) N None	SP1 Parallel 10kV standard SP2 Parallel 20kV

Footnotes

- DL not available with B (347-480) voltage.
- DL not available with 4 (450mA) and 6 (650mA) drive currents.



CXF4C Swan

Pendant with comfort optics

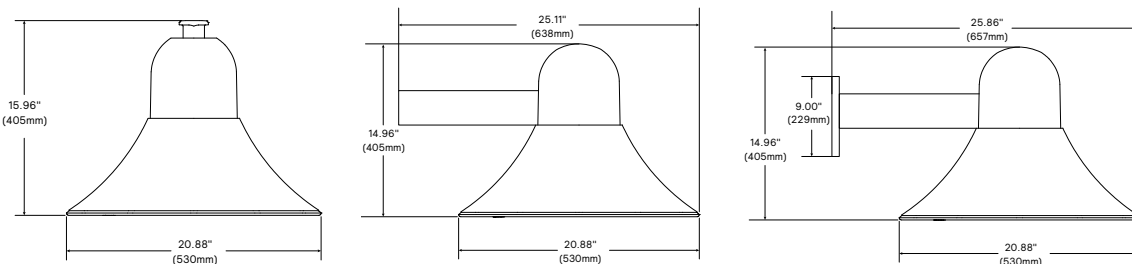
Dimensions

Width: 21" diameter

Height: 15-5/8"

EPA: 0.86 sq. ft

Weight: 20.5 lbs (max.)



Predicted Lumen Depreciation Data

Predicted performance derived from LED manufacturer's data and engineering design estimates, based on IESNA LM-80 methodology. Actual experience may vary due to field application conditions. L70 is the predicted time when LED performance depreciates to 70% of initial lumen output. Calculated per IESNA TM21-11. Published L70 hours limited to 6 times actual LED test hours.

Ambient Temperature °C	Driver mA	Calculated L70 Hours	L70 per TM-21	Lumen Maintenance % at 60,000 hrs
25°C	2100mA	>100,000 hours	>60,000 hours	>87%

LED Wattage and Lumen Values

LED Module: 3000K				Type 1			Type 2			Type 3			Type 4			Type 5		
Ordering Code	LED qty	LED Current (mA)	Avg. System Wattage	Delivered Lumens ²	BUG Rating	Efficacy (LPW)	Delivered Lumens ²	BUG Rating	Efficacy (LPW)	Delivered Lumens ²	BUG Rating	Efficacy (LPW)	Delivered Lumens ²	BUG Rating	Efficacy (LPW)	Delivered Lumens ²	BUG Rating	Efficacy (LPW)
CXF4C-196-G2-x-830-4	196	450	21	2431	B1-U0-G1	116	2090	B1-U0-G1	100	2334	B1-U0-G1	112	2519	B1-U0-G1	121	2270	B1-U0-G1	109
CXF4C-196-G2-x-830-6	196	650	30	3503	B2-U0-G2	117	3012	B1-U0-G1	100	3363	B2-U0-G2	112	3630	B1-U0-G1	121	3271	B2-U0-G1	109
CXF4C-196-G2-x-830-11	196	1150	51	5988	B3-U0-G3	117	5148	B2-U0-G2	101	5749	B2-U0-G2	113	6205	B2-U0-G2	122	5591	B3-U0-G2	110
CXF4C-196-G2-x-830-16	196	1675	74	8357	B3-U0-G3	113	7185	B3-U0-G3	97	8024	B3-U0-G3	109	8661	B2-U0-G2	118	7804	B3-U0-G2	106
CXF4C-196-G2-x-830-21	196	2100	93	10000	B3-U0-G3	107	8598	B3-U0-G3	92	9601	B3-U0-G3	103	10364	B3-U0-G3	111	9338	B3-U0-G2	100

LED Module: 4000K				Type 1			Type 2			Type 3			Type 4			Type 5		
Ordering Code	LED qty	LED Current (mA)	Avg. System Wattage	Delivered Lumens ²	BUG Rating	Efficacy (LPW)	Delivered Lumens ²	BUG Rating	Efficacy (LPW)	Delivered Lumens ²	BUG Rating	Efficacy (LPW)	Delivered Lumens ²	BUG Rating	Efficacy (LPW)	Delivered Lumens ²	BUG Rating	Efficacy (LPW)
CXF4C-196-G2-x-840-4	196	450	21	2528	B1-U0-G1	121	2174	B1-U0-G1	104	2427	B1-U0-G1	116	2620	B1-U0-G1	125	2361	B1-U0-G1	113
CXF4C-196-G2-x-840-6	196	650	30	3643	B2-U0-G2	121	3132	B1-U0-G1	104	3498	B2-U0-G2	117	3775	B1-U0-G1	126	3402	B2-U0-G1	113
CXF4C-196-G2-x-840-11	196	1150	51	6228	B3-U0-G3	122	5354	B2-U0-G2	105	5979	B2-U0-G2	117	6453	B2-U0-G2	127	5815	B3-U0-G2	114
CXF4C-196-G2-x-840-16	196	1675	74	8691	B3-U0-G3	118	7472	B3-U0-G3	101	8345	B3-U0-G3	113	9007	B2-U0-G2	122	8116	B3-U0-G2	110
CXF4C-196-G2-x-840-21	196	2100	93	10400	B3-U0-G3	112	8942	B3-U0-G3	96	9985	B3-U0-G3	107	10779	B3-U0-G3	116	9712	B3-U0-G2	104

Actual performance may vary due to installation variables including optics, mounting/ceiling height, dirt depreciation, light loss factor, etc.; highly recommended to confirm performance with a layout
 Note: Some data may be scaled based on tests of similar but not identical luminaires.

CXF4C Swan

Pendant with comfort optics

Specifications

Housing

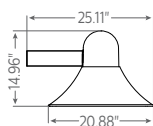
In a round shape, this housing is constructed of low copper die-cast aluminum and 0.090" thick spun aluminum. All non-ferrous fasteners prevent corrosion and ensure longer life.

Access-mechanism

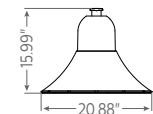
The hinged lens frame is cast aluminum with a stainless steel spring latch for tool-less access

Mounting

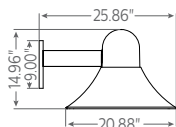
A: Side arm mount



T: Top arm mount



W: Wall mount



Light engine

Light guide technology provides low-glare, uniform illumination. Composed of 196 LEDs strategically positioned on the edge of the optical plate. Light engine luminous opening size optimized to best achieve a balance between lumen output and optical performance with the need to provide visual comfort. Light engine frame ensures contact with housing to provide heat conduction and sealing against the elements. Light engine is RoHS compliant. Maximum ambient operating temperature up to 40°C(104°F). Standard color temperatures: 3000K +/- 130K, 4000K +/- 130K, Minimum CRI of 80. Also available in 2700K, 3500K, 5000K and Amber (>590nm) with extended lead times. Contact factory for details.

Finish

Color in accordance with the AAMA 2603 standard. Application of polyester powder coat paint (4 mils/100 microns) with ± 1 mils / 24 microns of tolerance. The Thermosetting resins provides a discoloration resistant finish in accordance with the ASTM D2244 standard, as well as luster retention in keeping with the ASTM D523 standard and humidity proof in accordance with the ASTM D2247 standard. The surface treatment achieves a minimum of 2000 hours for salt spray resistant finish in accordance with testing performed and per ASTM B117 standard.

Optical system

The advanced LED comfort optical system provides Types 1, 2, 3, 4 and 5. Composed of high performance UV-stabilized optical grade lens with molded micro-optics to achieve desired distribution optimized to get an exceptional lighting uniformity. Performance tested per LM-79 and TM-15 (IESNA) certifying its photometric performance. Street side indicated luminaire designed with 0% uplight (U0 per IESNA TM-15).

Driver

High power factor of 95%. Electronic driver, operating range 50/60 Hz. Auto adjusting universal voltage input from 120 to 277 and 347 to 480 VAC rated for both application line to line or line to neutral, Class 2, THD of 20% max. Maximum ambient operating temperature from 40°F (40°C) to 130°F (50°C). Certified in compliance to UL1310 cULus requirement. Dry and damp location. Assembled on a unitized removable tray with Tyco quick disconnect plug resisting to 221°F (105°C). Dimmable driver 0-10V. The current supplying the LEDs will be reduced by the driver if the driver experiences internal overheating as a protection to the LEDs and the electrical components. Output is protected from short circuits, voltage overload and current overload. Automatic recovery after correction. Standard built in driver surge protection of 2.5kV (min) with DALI, driver is class 1.

Driver options

DALI: Pre-set driver compatible with the DALI logarithmic control system.

Surge protection

Surge protector tested in accordance with ANSI/IEEE C62.45 per ANSI/IEEE C62.41.2 Scenario I Category C High Exposure 10kV/10kA waveforms for Line Ground, Line Neutral and Neutral Ground, and in accordance with U.S. DOE (Department of Energy) MSSLC (Municipal Solid State Street Lighting Consortium) model specification for LED roadway luminaires electrical immunity requirements for High Test Level 10kV / 10kA. Optional SP2: 20kV / 10kA surge protection device that provides extra protection beyond the SP1 10kV/10kA level.

Wiring

Gauge 18 wires. Top mount option come with quick disconnects. Arm mount options provide a 6" Minimum exceeding from luminaire.

Hardware

All non-ferrous fasteners prevent corrosion and ensure longer life.

LED products manufacturing standard

The electronic components sensitive to electrostatic discharge (ESD) such as light emitting diodes (LEDs) are assembled in compliance with IEC61340 5 1 and ANSI/ESD S20.20 standards so as to eliminate ESD events that could decrease the useful life of the product

Quality control

The manufacturer must provide a written confirmation of its ISO 9001 2014 Quality Standards Certification.

Certifications and Compliance

cETL listed to Canadian safety standards for wet locations. Manufactured to ISO 9001:2014 Standards. UL8750 and UL1598 compliant. ETL listed to U.S. safety standards for wet locations. cETL listed to Canadian safety standards for wet locations. LM80 & LM79 tested. IP Rating: The LED optics chamber is IP66 rated. The LED driver is IP66 rated. Pima LED luminaires are DesignLights Consortium qualified.

Warranty

5 year extended warranty.

