



The new **Gardco Form Ten** family of luminaires offers you a choice of optical systems to suit the needs of all your site lighting applications. Gardco designers were careful to maintain the retro-aesthetic that customers have responded to while providing a modern, updated version for today's requirements.

The ComfortEdge™ technology option achieves excellent photometric control and distribution performance, while creating a comfortable, reassuring environment that enhances outdoor spaces. Precision optic options are available for use at higher mounting heights or with applications requiring wider luminaire spacing and distributions for strict lighting control. **If you have been searching for a stylish solution for your site and area applications, choose a ten... Form Ten from Gardco**

Project: _____
 Location: _____
 Cat.No: _____
 Type: _____
 Lumens: _____ Qty: _____
 Notes: _____

Ordering guide

Prefix	Optical system	Nominal lumens selection (See lumen table for specific values)	CRI/CCT Combination	Generation code	Optical distribution	Shielding	Mounting	Voltage		
S-CA20	20" cylindrical arm mount luminaire	P Precision optics	P01 ^{3,4} 2,500	P09 16,500	830 80CRI, 3,000K	G1 Gen 1	2 Type 2 3 Type 3 3W ⁶ Type 3 wide 4FT ⁶ Type 4 forward throw (S&A 2-20 km) 4 ⁷ Type 4 (roadway 20-34km) 5 Type 5	- Leave blank to omit option	AR1 Arm mount <small>(for square pole or 3"-4.5" round pole)</small>	120 120V 208 208V 240 240V 277 277V UNV 120-277V 347 347V 480 480V HVU 374-480V
			P02 ^{3,4} 3,500	P10 18,000	840 80CRI, 4,000K					
S-MA20	20" semi-spherical arm mount luminaire	C ⁵ Comfort optics	P03 ³ 5,000	P11 20,000	740 70CRI, 4,000K	G1 Gen 1	2 Type 2 3 Type 3 4 Type 4 5 Type 5	(HIS not available for Comfort)		
			P04 ³ 6,000	P12 22,000	750 70CRI, 5,000K					
S-MA20	20" semi-spherical arm mount luminaire	P Precision optics	P05 ⁵ 8,000	P13 25,000	822 ¹ 80CRI, 2,200K	G1 Gen 1	2 Type 2 3 Type 3 4 Type 4 5 Type 5	(HIS not available for Comfort)		
			P06 ⁵ 10,000	P14 27,500	827 ¹ 80CRI, 2,700K					
S-MA20	20" semi-spherical arm mount luminaire	C ⁵ Comfort optics	C01 ³ 2,000	C06 10,000	830 80CRI, 3,000K	G1 Gen 1	2 Type 2 3 Type 3 4 Type 4 5 Type 5	(HIS not available for Comfort)		
			C02 3,000	C07 13,000	840 80CRI, 4,000K					
S-MA20	20" semi-spherical arm mount luminaire	C ⁵ Comfort optics	C03 5,000	C08 15,000	827 ¹ 80CRI, 2,700K	G1 Gen 1	2 Type 2 3 Type 3 4 Type 4 5 Type 5	(HIS not available for Comfort)		
			C04 6,500	C09 16,000	835 ¹ 80CRI, 3,500K					
S-MA20	20" semi-spherical arm mount luminaire	C ⁵ Comfort optics	C05 8,000	C10 18,000	750 ¹ 70CRI, 5,000K	G1 Gen 1	2 Type 2 3 Type 3 4 Type 4 5 Type 5	(HIS not available for Comfort)		

Driver option	Dimming controls ²	Lighting controls	Surge protection	Optional accent color	Primary finish
010V 0-10V	- Leave blank to omit option	- Leave blank to omit option	- Standard 10KVA	- Leave blank to omit option	BK Black
	DLEA Dimming leads externally accessible (controls by others)	PCB ⁸ Photocontrol button	SP2 Increased 20KVA	BK Black	BZ Bronze
DALI SR/DALI	FAWS Field adjustable wattage selector	TLRD7 Twist lock receptacle 7-pin	Fusing	BZ Bronze	DG Dark gray
	BL50L2 PIR motion response dim to 50% L2 lens	TLRPC ⁸ Twist lock receptacle with on/off photocell	- Leave blank to omit option	DG Dark gray	MG Medium gray
DALI SR/DALI	BL50L3 PIR motion response dim to 50% L3 lens		F1 ⁸ Single fuse (120, 277, 347VAC)	MG Medium gray	WH White
	BL50MW ³ Microwave motion sensor factory set at 50% dimming		F3 ⁸ Double pull fuse (208, 240, 480VAC)	WH White	BE8TX Royal blue
DALI SR/DALI	CS50 Security 50 % dimming, 7 hours			BE8TX Royal blue	BE6TX Ocean blue
	CM50 Median 50 % dimming, 8 hours			BE2TX Midnight blue	RD2TX Burgundy
DALI SR/DALI	CS30 Security 30 % dimming, 7 hours			RD4TX Scarlet	GN Green
	CM30 Median 30 % dimming, 8 hours			RD2TX Burgundy	GN4TX Blue green
DALI SR/DALI	SRDR SR driver connected to Zhaga socket (D4i)			GN Green	GN6TX Forest green
	WIAPLW Wireless Interact low sensor (7-15' mounting height), white housing			GN4TX Blue green	GN8TX Dark forest green
DALI SR/DALI	WIAPLB Wireless Interact low sensor (7-15' mounting height), black housing			GN6TX Forest green	BG2TX Sandstone
	WIAPHW Wireless Interact high sensor (15-40' mounting height), white housing			GN8TX Dark forest green	SC ¹ Special color
DALI SR/DALI	WIAPHB Wireless Interact high sensor (15-40' mounting height), black housing			BG2TX Sandstone	
				SC ¹ Special color	

1. Extended leadtime, consult factory.
2. Not available with other dimming control options (mutually exclusive).
3. Not available at HVU (347-480V).
4. Not available with DALI at 120-277V (UNV); Only 0-10V.
5. Not available with DALI at 347-480V (HVU); Only 0-10V.
6. Available only with lumen selections P01-P11.
7. Available only with lumen selections P12-P16.
8. Must specify input voltage. Not allowed with UNV or HVU.
9. P11, P15, P16 limited to 30°C ambient with shielding.



Form Ten Arm mount

Form Ten Arm Mount Accessories

Mounting Accessories

Note: Must Select Finish (F)

Accessory Code	Description
PTF2-CA/MA20-1-90-(F)	Pole Top Fitter PTF2 1 Hole pattern
PTF2-CA/MA20-2-90-(F)	Pole Top Fitter PTF2 2x Hole pattern at 90°
PTF2-CA/MA20-2-180-(F)	Pole Top Fitter PTF2 2x Hole pattern at 180°
PTF2-CA/MA20-3-90-(F)	Pole Top Fitter PTF2 3x Hole pattern at 90°
PTF2-CA/MA20-4-90-(F)	Pole Top Fitter PTF2 4x Hole pattern at 90°
PTF2-CA/MA20-3-120-(F)	Pole Top Fitter PTF2 3x Hole pattern at 180°
PTF3-CA/MA20-1-90-(F)	Pole Top Fitter PTF3 1 Hole pattern
PTF3-CA/MA20-2-90-(F)	Pole Top Fitter PTF3 2x Hole pattern at 90°
PTF3-CA/MA20-2-180-(F)	Pole Top Fitter PTF3 2x Hole pattern at 180°
PTF3-CA/MA20-3-90-(F)	Pole Top Fitter PTF3 3x Hole pattern at 90°
PTF3-CA/MA20-4-90-(F)	Pole Top Fitter PTF3 4x Hole pattern at 90°
PTF3-CA/MA20-3-120-(F)	Pole Top Fitter PTF3 3x Hole pattern at 180°

Controls Accessories

Accessory Code	Description
FS1R-100	Programming Remote for BL50L2/L3
IRT9015	Handheld remote for grouping and configuration of wireless Interact WIAP
















Fusing Accessories

Note: Must provide input voltage

Accessory Code	Description
FP1	Pole Fusing Single (120, 277, or 347VAC)
FP3	Pole Fusing Double Pull (208, 340, or 480V)

Accent Color Guide

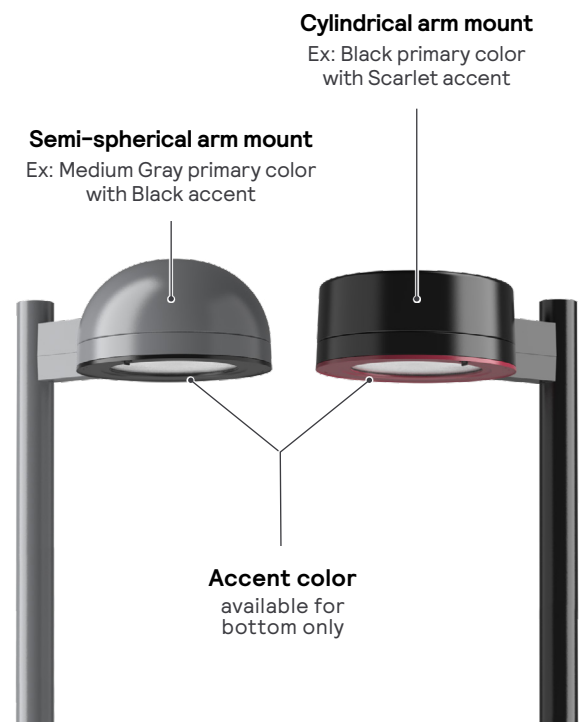
Textured finishes

				
BK Black	BZ Bronze	DG Dark Gray	MG Medium Gray	WH White
				
BE2TX Midnight Blue	BE6TX Ocean Blue	BE8TX Royal Blue	RD2TX Burgundy	RD4TX Scarlet
				
GN Green	GN4TX Blue Green	GN6TX Forest Green	GN8TX Dark Forest Green	BG2TX Sandstone

Shielding Accessories

Note: Shielding accessories can be ordered installed on the luminaire from the factory using HIS option in ordering code.

Accessory Code	Description
HIS-T2-1B	Type 2 Mini Internal Clip-on Shielding x1
HIS-T3-1B	Type 3 Mini Internal Clip-on Shielding x1
HIS-T3W-1B	Type 3W Mini Internal Clip-on Shielding x1
HIS-T4FT-1B	Type 4FT Mini Internal Clip-on Shielding x1
HIS-T5-1B	Type 5 Mini Internal Clip-on Shielding x1
HIS-T2-6B	Type 2 Nano Internal Clip-on Shielding x6
HIS-T2-7B	Type 2 Nano Internal Clip-on Shielding x7
HIS-T3-6B	Type 3 Nano Internal Clip-on Shielding x6
HIS-T3-7B	Type 3 Nano Internal Clip-on Shielding x7
HIS-T4-6B	Type 4 Roadway Nano Internal Clip-on Shielding x6
HIS-T4-7B	Type 4 Roadway Nano Internal Clip-on Shielding x7
HIS-T5-6B	Type 5 Nano Internal Clip-on Shielding x6
HIS-T5-7B	Type 5 Nano Internal Clip-on Shielding x7



Form Ten Arm mount

FormTen arm mount precision optics lumen values

Perf. Package	System Watts	Dist. Type	4000K			5000K			3000K			4000K		
			70 CRI			70 CRI			80 CRI			80 CRI		
			Lumen Output	BUG Rating	Efficacy (LPW)	Lumen Output	BUG Rating	Efficacy (LPW)	Lumen Output	BUG Rating	Efficacy (LPW)	Lumen Output	BUG Rating	Efficacy (LPW)
P01	14	2	2,723	B1-U0-G1	190	2,723	B1-U0-G1	190	2,353	B1-U0-G1	164	2,505	B1-U0-G1	175
		3	2,800	B1-U0-G1	195	2,800	B1-U0-G1	195	2,420	B1-U0-G1	169	2,576	B1-U0-G1	180
		3W	2,636	B1-U0-G1	184	2,636	B1-U0-G1	184	2,278	B1-U0-G1	159	2,426	B1-U0-G1	169
		4	-	-	-	-	-	-	-	-	-	-	-	-
		4FT	2,603	B1-U0-G1	182	2,603	B1-U0-G1	182	2,249	B1-U0-G1	157	2,395	B1-U0-G1	167
		5	2,655	B2-U0-G1	185	2,655	B2-U0-G1	185	2,294	B2-U0-G1	160	2,442	B2-U0-G1	170
P02	19	2	3,617	B1-U0-G1	189	3,617	B1-U0-G1	189	3,125	B1-U0-G1	163	3,328	B1-U0-G1	174
		3	3,720	B1-U0-G1	194	3,720	B1-U0-G1	194	3,214	B1-U0-G1	168	3,422	B1-U0-G1	179
		3W	3,502	B1-U0-G1	183	3,502	B1-U0-G1	183	3,026	B1-U0-G1	158	3,222	B1-U0-G1	168
		4	-	-	-	-	-	-	-	-	-	-	-	-
		4FT	3,458	B1-U0-G1	181	3,458	B1-U0-G1	181	2,987	B1-U0-G1	156	3,181	B1-U0-G1	166
		5	3,526	B2-U0-G1	184	3,526	B2-U0-G1	184	3,047	B2-U0-G1	159	3,244	B2-U0-G1	170
P03	27	2	4,890	B1-U0-G1	183	4,890	B1-U0-G1	183	4,225	B1-U0-G1	158	4,499	B1-U0-G1	168
		3	5,029	B1-U0-G1	188	5,029	B1-U0-G1	188	4,345	B1-U0-G1	162	4,627	B1-U0-G1	173
		3W	4,734	B1-U0-G2	177	4,734	B1-U0-G2	177	4,091	B1-U0-G1	153	4,356	B1-U0-G1	163
		4	-	-	-	-	-	-	-	-	-	-	-	-
		4FT	4,675	B1-U0-G2	175	4,675	B1-U0-G2	175	4,039	B1-U0-G1	151	4,301	B1-U0-G1	161
		5	4,767	B3-U0-G2	178	4,767	B3-U0-G2	178	4,119	B3-U0-G2	154	4,386	B3-U0-G2	164
P04	34	2	6,179	B2-U0-G2	181	6,179	B2-U0-G2	181	5,338	B1-U0-G1	157	5,684	B2-U0-G2	167
		3	6,354	B2-U0-G1	186	6,354	B2-U0-G1	186	5,490	B1-U0-G1	161	5,845	B1-U0-G1	171
		3W	5,982	B1-U0-G2	175	5,982	B1-U0-G2	175	5,168	B1-U0-G2	152	5,503	B1-U0-G2	161
		4	-	-	-	-	-	-	-	-	-	-	-	-
		4FT	5,906	B1-U0-G2	173	5,906	B1-U0-G2	173	5,103	B1-U0-G2	150	5,434	B1-U0-G2	159
		5	6,023	B3-U0-G2	177	6,023	B3-U0-G2	177	5,204	B3-U0-G2	153	5,541	B3-U0-G2	162
P05	44	2	7,784	B2-U0-G2	178	7,784	B2-U0-G2	178	6,726	B2-U0-G2	154	7,161	B2-U0-G2	164
		3	8,005	B2-U0-G2	183	8,005	B2-U0-G2	183	6,916	B2-U0-G1	158	7,364	B2-U0-G2	169
		3W	7,536	B2-U0-G2	173	7,536	B2-U0-G2	173	6,511	B1-U0-G2	149	6,933	B2-U0-G2	159
		4	-	-	-	-	-	-	-	-	-	-	-	-
		4FT	7,441	B1-U0-G2	170	7,441	B1-U0-G2	170	6,429	B1-U0-G2	147	6,845	B1-U0-G2	157
		5	7,588	B3-U0-G2	174	7,588	B3-U0-G2	174	6,556	B3-U0-G2	150	6,981	B3-U0-G2	160
P06	64	2	10,494	B2-U0-G2	166	10,494	B2-U0-G2	166	9,067	B2-U0-G2	143	9,655	B2-U0-G2	153
		3	10,792	B2-U0-G2	171	10,792	B2-U0-G2	171	9,324	B2-U0-G2	148	9,928	B2-U0-G2	157
		3W	10,160	B2-U0-G3	161	10,160	B2-U0-G3	161	8,778	B2-U0-G2	139	9,347	B2-U0-G2	148
		4	-	-	-	-	-	-	-	-	-	-	-	-
		4FT	10,031	B2-U0-G2	159	10,031	B2-U0-G2	159	8,667	B2-U0-G2	137	9,229	B2-U0-G2	146
		5	10,230	B4-U0-G3	162	10,230	B4-U0-G3	162	8,839	B3-U0-G3	140	9,412	B4-U0-G3	149
P07	79	2	12,875	B3-U0-G3	163	12,875	B3-U0-G3	163	11,124	B3-U0-G3	141	11,845	B3-U0-G3	150
		3	13,240	B3-U0-G2	168	13,240	B3-U0-G2	168	11,440	B2-U0-G2	145	12,181	B3-U0-G2	154
		3W	12,465	B2-U0-G3	158	12,465	B2-U0-G3	158	10,770	B2-U0-G3	136	11,468	B2-U0-G3	145
		4	-	-	-	-	-	-	-	-	-	-	-	-
		4FT	12,307	B2-U0-G3	156	12,307	B2-U0-G3	156	10,634	B2-U0-G3	135	11,323	B2-U0-G3	143
		5	12,552	B4-U0-G3	159	12,552	B4-U0-G3	159	10,845	B4-U0-G3	137	11,548	B4-U0-G3	146
P08	89	2	14,456	B3-U0-G3	162	14,456	B3-U0-G3	162	12,490	B3-U0-G3	140	13,299	B3-U0-G3	149
		3	14,866	B3-U0-G3	167	14,866	B3-U0-G3	167	12,844	B3-U0-G2	144	13,676	B3-U0-G2	154
		3W	13,995	B3-U0-G3	157	13,995	B3-U0-G3	157	12,092	B2-U0-G3	136	12,875	B2-U0-G3	145
		4	-	-	-	-	-	-	-	-	-	-	-	-
		4FT	13,818	B2-U0-G3	155	13,818	B2-U0-G3	155	11,939	B2-U0-G3	134	12,713	B2-U0-G3	143
		5	14,092	B4-U0-G3	158	14,092	B4-U0-G3	158	12,176	B4-U0-G3	137	12,965	B4-U0-G3	146
P09	103	2	16,298	B3-U0-G3	158	16,298	B3-U0-G3	158	14,082	B3-U0-G3	137	14,994	B3-U0-G3	146
		3	16,760	B3-U0-G3	163	16,760	B3-U0-G3	163	14,481	B3-U0-G3	141	15,419	B3-U0-G3	150
		3W	15,779	B3-U0-G3	153	15,779	B3-U0-G3	153	13,633	B2-U0-G3	132	14,516	B3-U0-G3	141
		4	-	-	-	-	-	-	-	-	-	-	-	-
		4FT	15,579	B2-U0-G3	151	15,579	B2-U0-G3	151	13,460	B2-U0-G3	131	14,333	B2-U0-G3	139
		5	15,888	B4-U0-G3	154	15,888	B4-U0-G3	154	13,728	B4-U0-G3	133	14,617	B4-U0-G3	142

Form Ten Arm mount

FormTen arm mount precision optics lumen values (continued)

Perf. Package	System Watts	Dist. Type	4000K			5000K			3000K			4000K		
			70 CRI			70 CRI			80 CRI			80 CRI		
			Lumen Output	BUG Rating	Efficacy (LPW)	Lumen Output	BUG Rating	Efficacy (LPW)	Lumen Output	BUG Rating	Efficacy (LPW)	Lumen Output	BUG Rating	Efficacy (LPW)
P10	118	2	18,147	B3-U0-G3	154	18,147	B3-U0-G3	154	15,679	B3-U0-G3	133	16,695	B3-U0-G3	141
		3	18,661	B3-U0-G3	158	18,661	B3-U0-G3	158	16,123	B3-U0-G3	137	17,168	B3-U0-G3	145
		3W	17,568	B3-U0-G3	149	17,568	B3-U0-G3	149	15,179	B3-U0-G3	129	16,163	B3-U0-G3	137
		4	-	-	-	-	-	-	-	-	-	-	-	-
		4FT	17,346	B2-U0-G3	147	17,346	B2-U0-G3	147	14,987	B2-U0-G3	127	15,959	B2-U0-G3	135
		5	17,691	B4-U0-G3	150	17,691	B4-U0-G3	150	15,285	B4-U0-G3	130	16,275	B4-U0-G3	138
P11	136	2	20,745	B3-U0-G3	153	20,745	B3-U0-G3	153	17,924	B3-U0-G3	132	19,086	B3-U0-G3	140
		3	21,333	B3-U0-G3	157	21,333	B3-U0-G3	157	18,432	B3-U0-G3	136	19,627	B3-U0-G3	144
		3W	20,084	B3-U0-G3	148	20,084	B3-U0-G3	148	17,353	B3-U0-G3	128	18,477	B3-U0-G3	136
		4	-	-	-	-	-	-	-	-	-	-	-	-
		4FT	19,830	B3-U0-G4	146	19,830	B3-U0-G4	146	17,133	B2-U0-G3	126	18,244	B2-U0-G3	134
		5	20,224	B5-U0-G4	149	20,224	B5-U0-G4	149	17,473	B4-U0-G3	128	18,606	B5-U0-G3	137
P12	129	2	22,030	B3-U0-G3	171	22,030	B3-U0-G3	171	19,034	B3-U0-G3	148	20,268	B3-U0-G3	157
		3	22,391	B3-U0-G3	174	22,391	B3-U0-G3	174	19,346	B3-U0-G3	150	20,600	B3-U0-G3	160
		3W	-	-	-	-	-	-	-	-	-	-	-	-
		4	22,158	B3-U0-G4	172	22,158	B3-U0-G4	172	19,144	B2-U0-G3	148	20,385	B2-U0-G3	158
		4FT	-	-	-	-	-	-	-	-	-	-	-	-
		5	21,779	B5-U0-G3	169	21,779	B5-U0-G3	169	18,817	B5-U0-G3	146	20,037	B5-U0-G3	155
P13	151	2	24,983	B3-U0-G3	165	24,983	B3-U0-G3	165	21,586	B3-U0-G3	143	22,985	B3-U0-G3	152
		3	25,393	B3-U0-G3	168	25,393	B3-U0-G3	168	21,939	B3-U0-G3	145	23,361	B3-U0-G3	155
		3W	-	-	-	-	-	-	-	-	-	-	-	-
		4	25,128	B3-U0-G4	166	25,128	B3-U0-G4	166	21,710	B3-U0-G4	144	23,118	B3-U0-G4	153
		4FT	-	-	-	-	-	-	-	-	-	-	-	-
		5	24,698	B5-U0-G3	164	24,698	B5-U0-G3	164	21,339	B5-U0-G3	141	22,722	B5-U0-G3	150
P14	171	2	27,477	B4-U0-G4	161	27,477	B4-U0-G4	161	23,740	B3-U0-G3	139	25,279	B3-U0-G3	148
		3	27,927	B3-U0-G3	163	27,927	B3-U0-G3	163	24,129	B3-U0-G3	141	25,693	B3-U0-G3	150
		3W	-	-	-	-	-	-	-	-	-	-	-	-
		4	27,636	B3-U0-G4	162	27,636	B3-U0-G4	162	23,878	B3-U0-G4	140	25,425	B3-U0-G4	149
		4FT	-	-	-	-	-	-	-	-	-	-	-	-
		5	27,163	B5-U0-G4	159	27,163	B5-U0-G4	159	23,469	B5-U0-G3	137	24,990	B5-U0-G3	146
P15	204	2	31,823	B4-U0-G4	156	31,823	B4-U0-G4	156	27,495	B4-U0-G4	135	29,277	B4-U0-G4	144
		3	32,344	B4-U0-G3	159	32,344	B4-U0-G3	159	27,946	B3-U0-G3	137	29,757	B3-U0-G3	146
		3W	-	-	-	-	-	-	-	-	-	-	-	-
		4	32,007	B3-U0-G4	157	32,007	B3-U0-G4	157	27,654	B3-U0-G4	136	29,447	B3-U0-G4	144
		4FT	-	-	-	-	-	-	-	-	-	-	-	-
		5	31,460	B5-U0-G4	154	31,460	B5-U0-G4	154	27,181	B5-U0-G4	133	28,943	B5-U0-G4	142
P16	224	2	34,240	B4-U0-G4	153	34,240	B4-U0-G4	153	29,583	B4-U0-G4	132	31,501	B4-U0-G4	141
		3	34,801	B4-U0-G4	155	34,801	B4-U0-G4	155	30,068	B3-U0-G3	134	32,017	B4-U0-G3	143
		3W	-	-	-	-	-	-	-	-	-	-	-	-
		4	34,438	B3-U0-G5	154	34,438	B3-U0-G5	154	29,755	B3-U0-G4	133	31,683	B3-U0-G4	141
		4FT	-	-	-	-	-	-	-	-	-	-	-	-
		5	33,849	B5-U0-G4	151	33,849	B5-U0-G4	151	29,246	B5-U0-G4	131	31,141	B5-U0-G4	139

Form Ten Arm mount

FormTen arm mount comfort optics lumen values

Perf. Package	System Watts	Dist. Type	3000K			4000K		
			80 CRI			80 CRI		
			Lumen Output	BUG Rating	Efficacy (LPW)	Lumen Output	BUG Rating	Efficacy (LPW)
C01	14	2	1,866	B1-U0-G1	129	1,994	B1-U0-G1	138
		3	1,766	B1-U0-G1	123	1,888	B1-U0-G1	131
		4	1,943	B1-U0-G1	135	2,077	B1-U0-G1	144
		5	1,584	B1-U0-G1	111	1,693	B1-U0-G1	118
C02	24	2	3,150	B1-U0-G2	129	3,367	B1-U0-G2	138
		3	2,981	B1-U0-G1	122	3,187	B1-U0-G1	131
		4	3,280	B1-U0-G2	135	3,506	B1-U0-G2	144
		5	2,691	B2-U0-G1	112	2,877	B2-U0-G1	119
C03	34	2	4,353	B2-U0-G2	127	4,653	B2-U0-G2	135
		3	4,120	B2-U0-G2	120	4,404	B2-U0-G2	128
		4	4,533	B2-U0-G2	132	4,845	B2-U0-G2	141
		5	3,722	B2-U0-G2	108	3,978	B3-U0-G2	116
C04	49	2	5,978	B2-U0-G2	123	6,390	B2-U0-G2	132
		3	5,658	B2-U0-G2	117	6,048	B2-U0-G2	125
		4	6,224	B2-U0-G2	128	6,654	B2-U0-G2	137
		5	5,226	B3-U0-G2	109	5,587	B3-U0-G2	116
C05	59	2	7,358	B3-U0-G3	124	7,865	B3-U0-G3	132
		3	6,964	B3-U0-G3	117	7,444	B3-U0-G3	125
		4	7,661	B2-U0-G3	129	8,190	B3-U0-G3	138
		5	6,542	B3-U0-G2	110	6,993	B3-U0-G2	118
C06	75	2	9,022	B3-U0-G3	121	9,644	B3-U0-G3	129
		3	8,539	B3-U0-G3	115	9,128	B3-U0-G3	123
		4	9,395	B3-U0-G3	126	10,043	B3-U0-G3	135
		5	7,924	B3-U0-G3	106	8,471	B3-U0-G3	114
C07	104	2	11,884	B3-U0-G3	114	12,704	B3-U0-G3	122
		3	11,248	B3-U0-G3	108	12,024	B3-U0-G3	116
		4	12,375	B3-U0-G3	119	13,228	B3-U0-G3	127
		5	10,870	B4-U0-G3	107	11,620	B4-U0-G3	114
C08	115	2	12,631	B3-U0-G3	110	13,503	B3-U0-G3	118
		3	11,955	B3-U0-G3	104	12,780	B3-U0-G3	112
		4	13,153	B3-U0-G3	115	14,060	B3-U0-G3	123
		5	11,416	B4-U0-G3	100	12,203	B4-U0-G3	107
C09	134	2	14,398	B3-U0-G3	107	15,390	B3-U0-G4	115
		3	13,627	B3-U0-G3	102	14,567	B3-U0-G3	109
		4	14,992	B3-U0-G3	112	16,026	B3-U0-G4	119
		5	13,280	B4-U0-G3	98	14,196	B4-U0-G3	105
C10	154	2	15,923	B3-U0-G4	103	17,021	B3-U0-G4	110
		3	15,070	B3-U0-G3	98	16,110	B3-U0-G3	104
		4	16,580	B3-U0-G4	107	17,723	B3-U0-G4	115
		5	14,707	B4-U0-G3	96	15,721	B4-U0-G3	102

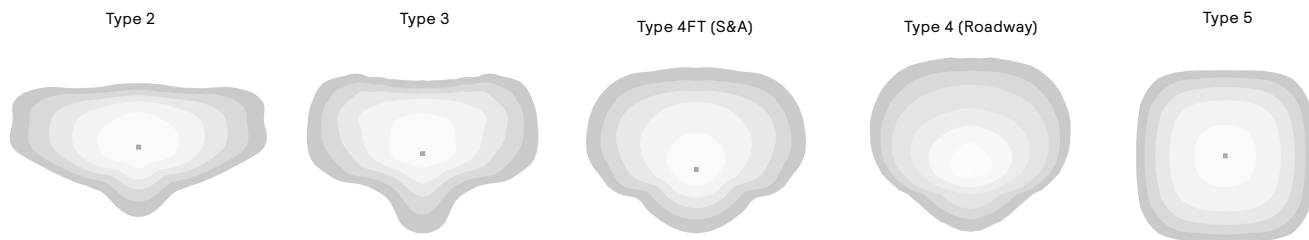
Form Ten Arm mount

Predicted Lumen Depreciation Data

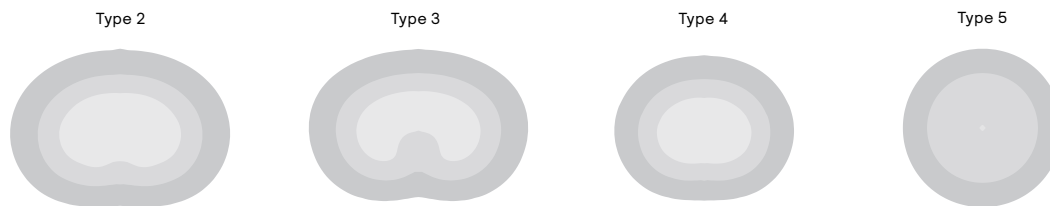
Predicted performance derived from LED manufacturer's data and engineering design estimates, based on IESNA LM-80 methodology. Actual experience may vary due to field application conditions. L70 is the predicted time when LED performance depreciates to 70% of initial lumen output. Calculated per IESNA TM21-11. Published L70 hours limited to 6 times actual LED test hours

Optic type	Calculated L ₇₀ Hours	L ₇₀ reported per TM-21	Lumen Maintenance % at 60,000 hrs
Precision (P01-P11)	>100,000 hours	>100,000 hours	88.15%
Precision (P12-P16)	89,000 hours	89,000 hours	79.82%
Comfort (C01-C10)	>100,000 hours	>100,000 hours	88.93%

Precision Optical Distributions

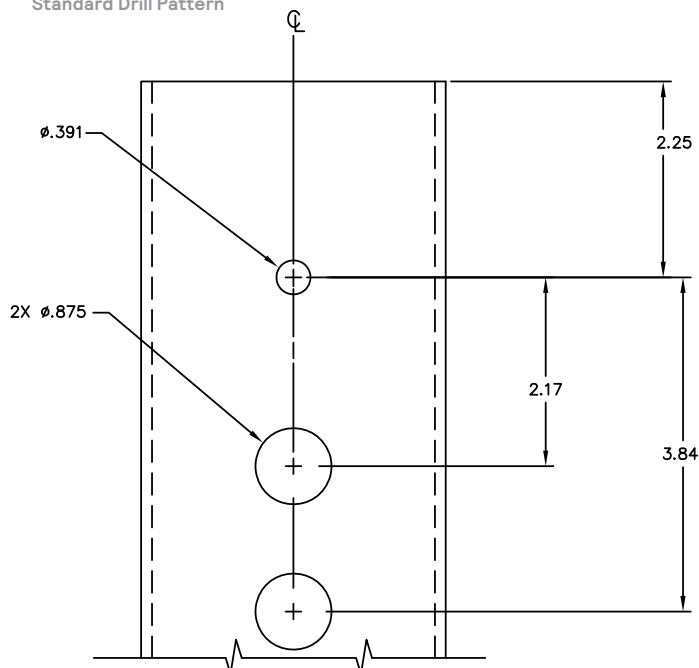


Comfort Optical Distributions



Dimensions

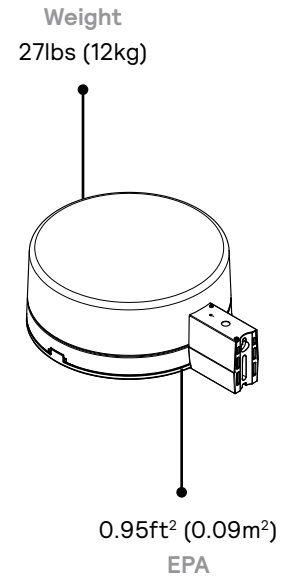
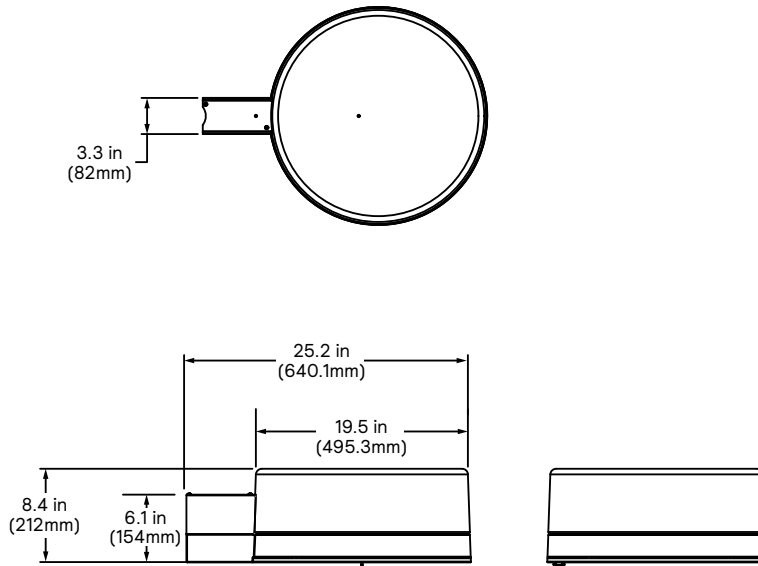
Standard Drill Pattern



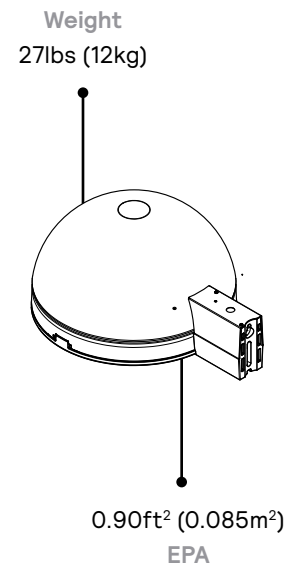
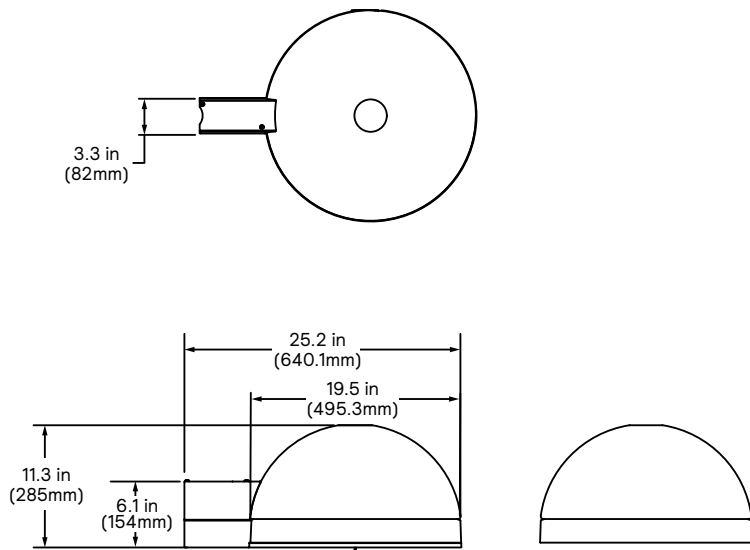
Form Ten Arm mount

Dimensions

Side arm cylinder



Side arm dome



Form Ten Arm mount

Specifications

Housing

Form Ten Housing is die cast A360.1 aluminum alloy 0.1 (2.5mm) thick. Comprised of LED heatsink and electronic compartment cover to protect vital components from the elements and keep them cool, extending product life. Maintaining the classic style, Form Ten offers two decorative spun aluminum housing tops in cylinder (CA) or dome (MA) shapes mechanically assembled to the housing.

Mounting

Side arm pole mount feature provides wide bolt spacing range to accommodate easy retrofit applications while maintaining legacy design. Two-piece arm includes structural casting and removable sheet metal cover for easy access to wires during installation. Suitable for square or round pole 3-4.5"Ø without requiring access to luminaire.

Finish

The thermosetting powder coating provided meets the color requirements of the AAMA 2603 standard. Application of polyester powder coat paint (4 mils/100 microns) with ± 1 mils/24 microns of tolerance. The Thermosetting resins provides a discoloration resistant finish in accordance with the ASTM D2244 standard, as well as luster retention in keeping with the ASTM D523 standard and humidity proof in accordance with the ASTM D2247 standard. The surface treatment achieves a minimum of 2000 hours for salt spray resistant finish in accordance with testing performed and per ASTM B117 standard. Unique and customizable paint combinations are available to enhance any site.

Certifications & Listings

UL/cUL wet location Listed to the UL 1598 standard, Suitable for use in ambients from -40°C to 40°C on all configurations. Lumen Packages P01-P08 are available to 50°C. Configurations P11, P15, and P16 with shielding are limited to 30°C. Most Form Ten comfort configurations are qualified under DesignLights Consortium® Premium or Standard category where applicable. Consult DLC Qualified Products list to confirm your specific luminaire selection is approved. CCTs 3000K and warmer are IDA DarkSky compliant.

LED products manufacturing standard

The electronic components sensitive to electrostatic discharge (ESD) such as light emitting diodes (LEDs) are assembled in compliance with IEC61340-5-1 and ANSI/ESD S20.20 standards so as to eliminate ESD events that could decrease the useful life of the product.

Quality Control

The manufacturer must provide a written confirmation of its ISO 9001 and ISO 14001 International Quality Standards Certification.

Vibration resistance

Luminaire is tested and rated Level 1 for normal application (formerly 1.5G) for 100k cycles conforming to standards set forth by ANSI C136.31-2023. Testing includes vibration to 1.5G acceleration in three axes, all performed on the same luminaire.

Light engine

ComfortEdge Technology provides low-glare, uniform illumination, composed of LEDs strategically positioned on the edge of the optical plate. Light engine luminous opening size optimized to best achieve a balance between lumen output and optical performance with the need to provide visual comfort. Light engine frame ensures contact with housing to provide heat conduction and sealing against the elements.

Precision LED modules are comprised of LEDs mounted to metal clad printed circuit board and sealed to a high-performance UV stabilized optical grade polymer refractor lens to achieve desired distribution, optimized to get maximum spacing, target lumens and a superior lighting uniformity. Modules carry an IP66 rating per ANSI C136.37 and IK09 Impact rating per IEC 62262.

Optical systems

ComfortEdge technology provides a unique and lower perceived glare lighting solution designed to enhance visual comfort for pedestrian applications. Available in IES distribution types 2, 3, 4 and 5 available up to 18,000 lumens.

Precision optics are available for site and area applications type 2, 3W, 4 Forward Throw and T5. Form Ten now offers Type 4 roadway distribution at higher lumen packages to improve street lighting. Other optical distributions available through ETO, contact factory for inquiries. Internal shielding option available for all precision optics mounts directly to optical plate to provide additional cutoff and address light trespass and requirements around property lines. These can be ordered installed from the factory or separately as an accessory if needed after shipment. All optical systems are performance tested per LM-79 and TM-15 (IESNA) certifying its photometric performance. Luminaire designed with 0% uplight (UO per IESNA TM-15).

Driver

High power factor of 90% minimum electronic driver, operating range 50/60 Hz. Auto-adjusting universal voltage input rated for both application line-to-line or line-to-neutral, THD of 20% max.

UNV: 120 to 277VAC HVU: 347 to 480VAC

The current supplying the LEDs will be reduced by the driver if the driver experiences internal overheating as a protection to the LEDs and the electrical components. Output is protected from short circuits, voltage overload and current overload. Automatic recovery after correction.

Energy saving benefits

System efficacy up to 195 lms/W with significant energy savings over legacy technology and early generation LED luminaires. Optional control options provide added energy savings during unoccupied periods and code compliance.

Surge protection

Surge protector tested in accordance with ANSI/IEEE C62.45 per ANSI/IEEE C62.41.2 Scenario I Category C High Exposure 10kV/10kA waveforms for Line Ground, Line Neutral and Neutral Ground, and in accordance with U.S. DOE (Department of Energy) MSSLC (Municipal Solid State Street Lighting Consortium) model specification for LED luminaires electrical immunity requirements for High Test Level 10kV/10kA. Optional Fail-On 20kV/10kA SP2 option includes surge protection device that provides extra protection beyond standard 10kV/10kA level.

Service tag

Each individual luminaire is uniquely identifiable, thanks to the Service Tag application. With a simple scan of a QR code placed on the inside of the mast door, you gain instant access to the luminaire configuration, making installation and maintenance operations faster and easier, no matter the stage of the luminaire's lifetime. Just download the app and register your product right away. For more details visit: signify.com/servicetag.

Warranty

Form Ten luminaires feature a 5-year limited warranty. See signify.com/warranties for complete details and exclusions.

Controls

0-10V Dimming Control Options

DLEA: Access to 0-10V dimming leads supplied (for secondary dimming controls by others). Cannot be used with other control options.

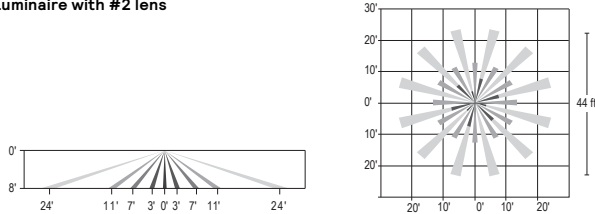
BL50L2/BL50L3: Motion Response module is mounted integral to luminaire factory pre-programmed to 50% dimming when not ordered with other control options. BL50Lx options are set/operate in the following fashion: The motion sensor is set to a constant 50%. When motion is detected by the PIR sensor, the luminaire returns to full power/light output. Dimming on low is factory set to 50% with 5 minutes default in "full power" prior to dimming back to low. When no motion is detected for 5 minutes, the motion response system reduces the wattage by 50%, to 50% of the normal constant wattage reducing the light level. Other dimming settings can be provided if different dimming levels are required. Contact technical support for details.

Form Ten Arm mount

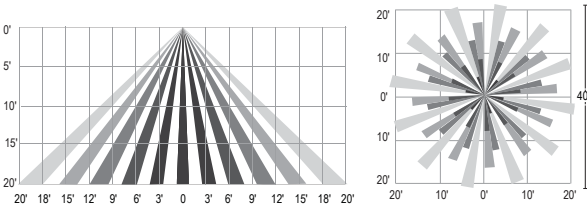
Specifications (cont'd)

Infrared Motion Response Lenses (BL50L2/BL50L3): Lens #2 is designed for mounting heights 8' to 15'. Lens #3 is designed for higher mounting heights up to 20' with a 40' diameter coverage area.

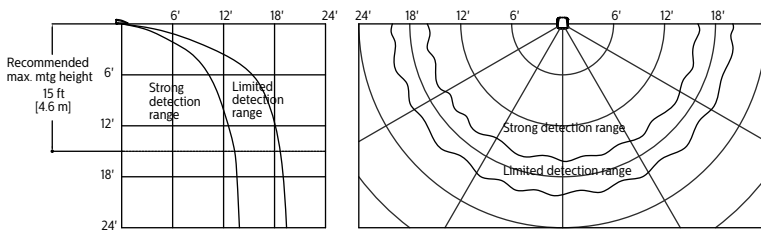
Luminaire with #2 lens



MR3 Luminaire or remote mount controller with #3 lens



Microwave Motion Response (BL50MW): Motion response luminaires include a high frequency microwave sensor, 5.8GHz+/- 75MHz microwave ISM continuous wave band with 360° coverage area, <0.5 mW transmitting power and <1W standby power. Factory programmed settings dim fixture to 50% with time delay of 5 minutes with no stand-by period. When motion is detected, the luminaire returns to 100% full light output and will remain on full power for 5 minutes.



Field Adjustable Wattage Selector (FAWS): Luminaire equipped with the ability to manually adjust the wattage in the field to reduce total luminaire lumen output and light levels. Comes pre-set to the highest of 10 output positions. Consult factory for specific dimming settings for each position.

Sensor Ready(SR)/DALI Control Options

Automatic Profile Dimming (CS/CM/CE/CA): Standard dimming profiles provide flexibility towards energy savings goals while optimizing light levels during specific dark hours. Dimming profiles include two dimming settings including dim to 30% or 50% of the total lumen output. Automatic dimming profile scheduled with the following settings:

- **CS50/CS30:** Security for 7 hours night duration (Ex., 11 PM - 6 AM)
- **CM50/CM30:** Median for 8 hours night duration (Ex., 10 PM - 6 AM)

All above profiles are calculated from mid point of the night. Dimming is set for 6 hours after the mid point and 1 or 2 hours before depending of the duration of dimming. Time clock or photocell is required for on/off functionality to allow for midpoint calculation. Cannot be used with other dimming control options.

Sensor Ready Zhaga Socket Connector (SRDR): Product is zD4i Certified and equipped with Sensor Ready drivers connected to 4-pin Zhaga Book 18 compliant receptacle designed for sensor and other control system applications. Receptacle is rated IP66 assembly in a compact design that

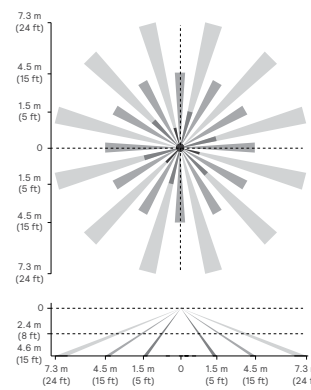
provides a sealed electrical interface and rated UV resistance, mounted on underside of the luminaire, protective dust cap included. When a controller not provided by Signify is used with Sensor Ready Zhaga socket connector, the controller must be certified to work with the Xitanium SR LED drivers as part of the SR certified program. SRDR can be used with NEMA 7-pin twist lock receptacle, which is mounted on top of the luminaire. D4i certification validates compliance with specifications for data exchange in connected lighting systems, ensuring interoperability, compatibility, and efficient operation. It also assures customers that the device meets industry standards.

Outdoor Interact: Scalable connected sensor with integral occupancy and daylight sensing, supports wireless mesh connectivity. Sensor works in the Foundation mode when configured without a gateway or in an Interact Advanced mode if a compatible gateway (can be added later) is used. Interact offers an app, a portal and a broad portfolio of Interact ready Indoor and Outdoor luminaires, lamps and retrofit kits all working on the same system. Startup is implemented via Interact Pro App (available in iOS® or Android®) and Bluetooth® connectivity. The app provides flexibility to choose between a gateway or non gateway mode for setup. Setup with the gateway requires wired Internet access to the gateway. Prepare project configuration steps remotely and use IRT9015 remote accessory (ordered separately) or the App on-site to identify and group devices together. WIAP includes SR driver and SR receptacle. Daylight harvesting supported through dimming - activated via the Interact app. Sensors are available in black or white finish and high or low mounting height lenses. IP66 rated.

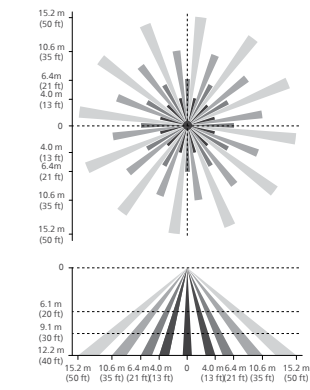
For more information on Interact visit:

www.interact-lighting.com/interactproscalablesystem

LB or LW low sensor



HB or HW high sensor



Note: The beam patterns shown are intended solely as a general guide and are not to scale. Sensing capabilities and coverage area depend on many factors including the size, speed and direction of travel of persons and vehicles; sensor mounting height; environmental and site conditions; etc.

Lighting Control Options

Button Photocontrol (PCB): Button style design for internal luminaires mounting applications. The photocontrol is constructed of a high impact UV stabilized polycarbonate housing. Rated voltage of 120V, 208-277V, or 347-480V with a load rating of 1000 VA. The photocell will turn on with 1-4Fc of ambient light.

Twist-Lock Receptacle (TLRD7/TLRDPC): Receptacle with 7 pins enabling dimming and with two extra connections for future use (these connections are capped off at the factory - requires connections to be made in the field), can be used with a twist-lock control device or photoelectric cell or a shorting cap. Use of photocell or shorting cap is required to ensure proper illumination. When specified with receptacle and photoelectric cell (TLRDPC), 7-pin receptacle is supplied and voltage must be specified. When ordering Twist-lock receptacle (TLRD7), photocell or shorting cap is not included.