



Gardco PureForm LED post top features a sleek, low profile design and is available with two light engines. ComfortEdge optics provide a unique and lower glare lighting solution designed to enhance visual comfort for pedestrian applications, while precision optics maximize efficiency and spacing. PureForm post top is available with multiple optical distributions with output up to 17,000 lumens. A full range of control options provides additional energy savings. Optional integral emergency battery backup is available for path-of-egress illumination.

Project: \_\_\_\_\_  
 Location: \_\_\_\_\_  
 Cat.No: \_\_\_\_\_  
 Type: \_\_\_\_\_  
 Lamps: \_\_\_\_\_ Qty: \_\_\_\_\_  
 Notes: \_\_\_\_\_

Ordering guide

Example: PPT-P-A09-840-T5M-T3-120-DALI-CS30-PCB-BZ

Prefix	Catalog Code	Lumens Selection	CCT/CRI	Distribution	Shielding	Mounting	Voltage
<b>PPT</b>							
PPT PureForm post top, comfort optics	P Precision optics	A01 <sup>4</sup> 2500 A06 11000	730 70CRI, 3000K	T2M Area optic type 2	None - Internal house side shield (clip-on)	T3 Mounts to a 3"x4" tenon (standard)	120 120V
		A02 <sup>4</sup> 3500 A07 13500	740 70CRI, 4000K	T3M Area optic type 3			208 208V
		A03 <sup>4</sup> 5000 A08 16000	750 70CRI, 5000K	T4M Area optic type 4			240 240V
		A04 7000 A09 17000	830 80CRI, 3000K	T5M Area optic type 5		T2 Post top tenon adapter for 2-3/8" x 4" (ships separately)	277 10-277V
		A05 9000	840 80CRI, 4000K	BLC Back light control			UNV 120-277V
			827 <sup>1</sup> 80CRI, 2700K (ETor)				347 347V
	C Comfort optics	A01 <sup>4</sup> 2000 A06 11000	830 80CRI, 3000K	T2M Comfort optic type 2M	None - (comfort shielding must be ordered as separately as accessory PPT-EHS-BK)		480 480V
		A02 3500 A07 <sup>14</sup> 13500	840 80CRI, 4000K	T3M Comfort optic type 3M			HVU 374-480V
		A03 5000 A08 <sup>14</sup> 16000	827 <sup>1</sup> 80CRI, 2700K (ETor)	T4M Comfort optic type 4M			
		A04 7000 A09 <sup>14</sup> 17000	835 <sup>1</sup> 80CRI, 3500K (ETor)	T5M Comfort optic type 5M			
		A05 9000	750 <sup>1</sup> 70CRI, 5000K (ETor)				

Driver type	Dimming Controls (only one may be selected)	Lighting controls <sup>10</sup> (only one may be selected)	Emergency	Finish
<b>0-10V</b>				
010V 0-10V	None - DLEA Dimming leads externally accessible (controls by others) FAWS Field adjustable wattage selector BL50L2 <sup>2</sup> PIR motion response dim to 50% L2 lens BL50L3 <sup>2</sup> PIR motion response dim to 50% L3 lens BL30MW <sup>13</sup> Microwave motion sensor factory set at 50% dimming	None - PCB <sup>4,12,13</sup> Photocontrol button TLR5 5-pin twist lock w/ 0-10v driver TLR7 7-pin twist lock w/ 0-10v driver (non-D4i) TLRPC <sup>4,13</sup> 7-pin twist lock w/ 0-10v driver (non-D4i) & on/off photocell	None - EM <sup>4,8,15</sup> Emergency battery backup (0°C to +40°C/32°F to +104°F) EMC <sup>4</sup> Emergency battery pack, cold rated (20°C to +40°C/-4°F to +104°F)	Standard textured finish BK Black WH White BZ Bronze DG Dark gray MG Medium gray
<b>DALI</b>				
DALI SR/ DALI	None - CS50 <sup>5,6</sup> Security 50 % dimming, 7 hours CS50 <sup>5,6</sup> Median 50 % dimming, 8 hours CS30 <sup>5,6</sup> Security 30 % dimming, 7 hours CM30 <sup>5,6</sup> Median 30 % dimming, 8 hours SRDR <sup>5,6</sup> SR driver connected to Zhaga socket (D4i) WIAPLW <sup>5,6</sup> Wireless Interact outdoor low mounting (7-15'), white housing WIAPLB <sup>5,6</sup> Wireless Interact outdoor low mounting (7-15'), black housing WIAPHW <sup>5,6</sup> Wireless Interact outdoor low mounting (15-40'), white housing WIAPHB <sup>5,6</sup> Wireless Interact outdoor low mounting (15-40'), black housing	None - PCB <sup>4,12</sup> Photocontrol button TR5 <sup>5,6,13</sup> 5-pin twist lock SR/DALI driver TR7 <sup>5,6,13</sup> 7-pin twist lock SR/DALI driver (D4i) TLP <sup>5,6,12</sup> 7-pin twist lock SR/DALI driver (D4i) & on/off photocell	None - F1 <sup>12</sup> Single Fuse (120V, 277V, or 347V) F2 <sup>12</sup> Double Fuse (208V, 240V, or 480V) F3 <sup>12</sup> Double Fuse Canadian double pole (208V, 240V, or 480V) <b>Surge Protection</b> None SP1 Surge Protector 10kV / 10kA (standard) SP2 Surge Protector 20kV/ 10kA (option)	Customer specified OC Optional color (specify optional color or RAL, contact factory) SC Special color (must supply color chip, requires factory quote)

- Extended lead times apply. Contact factory for details.
- Available with Area optics only. Not allowed with Comfort optics.
- Available with Comfort optics only at 120-347V. Not allowed with Area optics.
- Not available at 347-480V(HVU).
- Not available at 347-480V(HVU) for Pixelated (P-Axx) optic lumen packages. A01-A02 and Comfort (C-Axx) optic lumen packages A01-A09.
- Not available at 120-277V(UNV) for Pixelated (P-Axx) optic lumen packages A01-A02 and Comfort (C-Axx) optic lumen packages A01-A02.
- EMC only compatible with DLEA and Dimmer (CSXX, CMXX) Dimming control options.
- Not available with Microwave Motion Sensor BL50MW.
- Not available with Comfort (C-Axx) optic lumen packages A07-A09.
- If selected with Dimming control, DIM leads from receptacle will not be connected to driver.
- Available only with Comfort optics.
- Must specify input voltage.
- BL50MW options and Twistlock photocell options (TLR5, TLR7, TLRPC, PCB) are not compatible due to mechanical conflict.
- Not available with emergency options.
- EMC limited to 25°C max ambient with shielding and A09. All other configurations listed to 40°C ambient.
- For comfort PPT, emergency cold-pack conflicts with BL50xx & PCB/TLRx & Zhaga & FAWS.



# PPT PureForm LED post top

PureForm Accessories (order separately)

## Mounting Accessories

- PPT-T2** Post top tenon adapter for 2 3/8" x 4"
- FSIR-100** BL Optional Remote Programming Tool
- PPT-EHS-BK** External house side shield, black

## PPT Precision optics lumen values

Perf. Package	System Watts	Dist. Type	70 CRI			70 CRI			70 CRI			80 CRI			80 CRI		
			3000K			4000K			5000K			3000K			4000K		
			Lumen Output	BUG Rating	Efficacy (LPW)	Lumen Output	BUG Rating	Efficacy (LPW)	Lumen Output	BUG Rating	Efficacy (LPW)	Lumen Output	BUG Rating	Efficacy (LPW)	Lumen Output	BUG Rating	Efficacy (LPW)
A01	15	T2M	2.525	B1-U0-G1	171	2.666	B1-U0-G1	180	2,666	B1-U0-G1	180	2,234	B1-U0-G1	151	2,380	B1-U0-G1	161
		T3M	2.578	B1-U0-G1	174	2.722	B1-U0-G1	184	2,722	B1-U0-G1	184	2,282	B1-U0-G1	154	2,430	B1-U0-G1	164
		T4M	2.518	B1-U0-G1	170	2.658	B1-U0-G1	180	2,658	B1-U0-G1	180	2,228	B1-U0-G1	151	2,373	B1-U0-G1	160
		T5M	2.575	B2-U0-G1	174	2,719	B2-U0-G1	184	2,719	B2-U0-G1	184	2,279	B2-U0-G1	154	2,427	B2-U0-G1	164
		BLC	1.775	B0-U0-G1	120	1,874	B0-U0-G1	127	1,874	B0-U0-G1	127	1,571	B0-U0-G1	106	1,673	B0-U0-G1	113
A02	21	T2M	3.596	B1-U0-G1	173	3,796	B1-U0-G1	183	3,796	B1-U0-G1	183	3,182	B1-U0-G1	153	3,389	B1-U0-G1	163
		T3M	3.672	B1-U0-G1	177	3,876	B1-U0-G1	186	3,876	B1-U0-G1	186	3,249	B1-U0-G1	156	3,460	B1-U0-G1	166
		T4M	3.586	B1-U0-G2	172	3,785	B1-U0-G2	182	3,785	B1-U0-G2	182	3,173	B1-U0-G2	153	3,395	B1-U0-G2	163
		T5M	3.667	B3-U0-G2	176	3,872	B3-U0-G2	186	3,872	B3-U0-G2	186	3,245	B2-U0-G1	156	3,456	B2-U0-G2	166
		BLC	2.528	B0-U0-G1	122	2,669	B0-U0-G1	128	2,669	B0-U0-G1	128	2,237	B0-U0-G1	108	2,383	B0-U0-G1	115
A03	30	T2M	5.002	B1-U0-G2	164	5,281	B1-U0-G2	173	5,281	B1-U0-G2	173	4,427	B1-U0-G1	145	4,714	B1-U0-G1	154
		T3M	5.108	B1-U0-G2	167	5,393	B1-U0-G2	177	5,393	B1-U0-G2	177	4,520	B1-U0-G1	148	4,814	B1-U0-G1	158
		T4M	4.988	B1-U0-G2	163	5,266	B1-U0-G2	173	5,266	B1-U0-G2	173	4,414	B1-U0-G2	145	4,723	B1-U0-G2	155
		T5M	5.102	B3-U0-G2	167	5,386	B3-U0-G2	176	5,386	B3-U0-G2	176	4,515	B3-U0-G2	148	4,808	B3-U0-G2	158
		BLC	3.517	B0-U0-G1	115	3,713	B0-U0-G1	122	3,713	B0-U0-G1	122	3,112	B0-U0-G1	102	3,315	B0-U0-G1	109
A04	42	T2M	7.095	B2-U0-G2	165	7,490	B2-U0-G2	174	7,490	B2-U0-G2	174	6,279	B2-U0-G2	146	6,687	B2-U0-G2	156
		T3M	7.245	B2-U0-G2	169	7,648	B2-U0-G2	178	7,648	B2-U0-G2	178	6,411	B1-U0-G2	149	6,828	B2-U0-G2	159
		T4M	7.075	B1-U0-G3	165	7,469	B1-U0-G3	174	7,469	B1-U0-G3	174	6,261	B1-U0-G2	146	6,699	B1-U0-G2	156
		T5M	7.236	B3-U0-G2	168	7,640	B3-U0-G2	178	7,640	B3-U0-G2	178	6,404	B3-U0-G2	149	6,820	B3-U0-G2	159
		BLC	4.988	B0-U0-G2	116	5,267	B0-U0-G2	123	5,267	B0-U0-G2	123	4,415	B0-U0-G2	103	4,701	B0-U0-G2	109
A05	53	T2M	8.407	B2-U0-G2	156	8,876	B2-U0-G2	165	8,876	B2-U0-G2	165	7,440	B2-U0-G2	138	7,924	B2-U0-G2	147
		T3M	8.585	B2-U0-G2	159	9,063	B2-U0-G2	168	9,063	B2-U0-G2	168	7,597	B2-U0-G2	141	8,091	B2-U0-G2	150
		T4M	8.384	B2-U0-G3	156	8,851	B2-U0-G3	164	8,851	B2-U0-G3	164	7,419	B1-U0-G3	138	7,938	B2-U0-G3	147
		T5M	8.574	B4-U0-G3	159	9,053	B4-U0-G3	168	9,053	B4-U0-G3	168	7,588	B3-U0-G2	141	8,081	B3-U0-G2	150
		BLC	5.911	B0-U0-G2	110	6,241	B0-U0-G2	116	6,241	B0-U0-G2	116	5,231	B0-U0-G2	97	5,571	B0-U0-G2	103
A06	70	T2M	10,388	B2-U0-G2	150	10,967	B2-U0-G2	158	10,967	B2-U0-G2	158	9,193	B2-U0-G2	132	9,790	B2-U0-G2	141
		T3M	10,607	B2-U0-G2	153	11,198	B2-U0-G2	161	11,198	B2-U0-G2	161	9,387	B2-U0-G2	135	9,997	B2-U0-G2	144
		T4M	10,358	B2-U0-G3	149	10,936	B2-U0-G3	157	10,936	B2-U0-G3	157	9,167	B2-U0-G3	132	9,808	B2-U0-G3	141
		T5M	10,594	B4-U0-G3	153	11,185	B4-U0-G3	161	11,185	B4-U0-G3	161	9,376	B4-U0-G3	135	9,985	B4-U0-G3	144
		BLC	7,304	B0-U0-G2	105	7,711	B0-U0-G2	111	7,711	B0-U0-G2	111	6,463	B0-U0-G2	93	6,883	B0-U0-G2	99
A07	90	T2M	13,080	B3-U0-G3	147	13,809	B3-U0-G3	155	13,809	B3-U0-G3	155	11,575	B3-U0-G3	130	12,328	B3-U0-G3	139
		T3M	13,356	B3-U0-G3	150	14,101	B3-U0-G3	159	14,101	B3-U0-G3	159	11,820	B2-U0-G3	133	12,588	B3-U0-G3	142
		T4M	13,043	B2-U0-G3	147	13,771	B2-U0-G3	155	13,771	B2-U0-G3	155	11,543	B2-U0-G3	130	12,351	B2-U0-G3	139
		T5M	13,341	B4-U0-G3	150	14,084	B4-U0-G3	158	14,084	B4-U0-G3	158	11,806	B4-U0-G3	133	12,573	B4-U0-G3	141
		BLC	9,197	B1-U0-G2	103	9,710	B1-U0-G2	109	9,710	B1-U0-G2	109	8,139	B0-U0-G2	92	8,668	B0-U0-G2	98

# PPT PureForm LED post top

## PPT Precision optics lumen values (continued)

Perf. Package	System Watts	Dist. Type	70 CRI			70 CRI			70 CRI			80 CRI			80 CRI		
			3000K			4000K			5000K			3000K			4000K		
			Lumen Output	BUG Rating	Efficacy (LPW)	Lumen Output	BUG Rating	Efficacy (LPW)	Lumen Output	BUG Rating	Efficacy (LPW)	Lumen Output	BUG Rating	Efficacy (LPW)	Lumen Output	BUG Rating	Efficacy (LPW)
A08	107	T2M	15,324	B3-U0-G3	146	16,179	B3-U0-G3	154	16,179	B3-U0-G3	154	13,561	B3-U0-G3	129	14,443	B3-U0-G3	137
		T3M	15,648	B3-U0-G3	149	16,520	B3-U0-G3	157	16,520	B3-U0-G3	157	13,847	B3-U0-G3	132	14,748	B3-U0-G3	140
		T4M	15,281	B3-U0-G4	145	16,133	B3-U0-G4	153	16,133	B3-U0-G4	153	13,523	B2-U0-G3	129	14,470	B2-U0-G3	138
		T5M	15,629	B4-U0-G3	149	16,501	B4-U0-G3	157	16,501	B4-U0-G3	157	13,831	B4-U0-G3	132	14,730	B4-U0-G3	140
		BLC	10,775	B1-U0-G3	103	11,375	B1-U0-G3	108	11,375	B1-U0-G3	108	9,535	B1-U0-G2	91	10,155	B1-U0-G2	97
A09	114	T2M	16,062	B3-U0-G3	144	16,957	B3-U0-G3	152	16,957	B3-U0-G3	152	14,214	B3-U0-G3	127	15,138	B3-U0-G3	135
		T3M	16,401	B3-U0-G3	147	17,315	B3-U0-G3	155	17,315	B3-U0-G3	155	14,514	B3-U0-G3	130	15,457	B3-U0-G3	138
		T4M	16,017	B3-U0-G4	143	16,910	B3-U0-G4	151	16,910	B3-U0-G4	151	14,174	B2-U0-G3	127	15,166	B3-U0-G4	136
		T5M	16,382	B5-U0-G4	147	17,295	B5-U0-G4	155	17,295	B5-U0-G4	155	14,497	B4-U0-G3	130	15,439	B4-U0-G3	138
		BLC	11,293	B1-U0-G3	101	11,923	B1-U0-G3	107	11,923	B1-U0-G3	107	9,994	B1-U0-G2	89	10,644	B1-U0-G2	95

## PPT Comfort optics lumen values

Perf. Package	System Watts	Dist. Type	80 CRI			80 CRI		
			3000K			4000K		
			Lumen Output	BUG Rating	Efficacy (LPW)	Lumen Output	BUG Rating	Efficacy (LPW)
A01	13	T2M	1,565	B1-U0-G1	120	1,674	B1-U0-G1	129
		T3M	1,490	B1-U0-G1	115	1,594	B1-U0-G1	123
		T4M	1,650	B1-U0-G1	127	1,765	B1-U0-G1	136
		T5M	1,467	B1-U0-G1	113	1,569	B1-U0-G1	121
A02	23	T2M	2,993	B1-U0-G1	130	3,203	B1-U0-G1	139
		T3M	2,850	B1-U0-G1	124	3,050	B2-U0-G2	133
		T4M	3,156	B1-U0-G1	137	3,377	B1-U0-G1	147
		T5M	2,806	B2-U0-G1	122	3,002	B2-U0-G2	131
A03	35	T2M	4,172	B2-U0-G2	119	4,464	B2-U0-G2	128
		T3M	3,973	B2-U0-G2	114	4,251	B2-U0-G2	121
		T4M	4,399	B2-U0-G2	126	4,707	B2-U0-G2	135
		T5M	3,911	B3-U0-G2	112	4,184	B3-U0-G2	120
A04	50	T2M	5,881	B2-U0-G2	118	6,293	B2-U0-G2	126
		T3M	5,600	B2-U0-G2	112	5,992	B3-U0-G3	120
		T4M	6,201	B2-U0-G2	124	6,635	B2-U0-G2	133
		T5M	5,513	B3-U0-G2	110	5,898	B3-U0-G2	118
A05	67	T2M	7,562	B3-U0-G3	113	8,091	B3-U0-G3	121
		T3M	7,200	B3-U0-G3	107	7,704	B3-U0-G3	115
		T4M	7,973	B3-U0-G3	119	8,531	B3-U0-G3	127
		T5M	7,088	B3-U0-G3	106	7,584	B3-U0-G3	113

Perf. Package	System Watts	Dist. Type	80 CRI			80 CRI		
			3000K			4000K		
			Lumen Output	BUG Rating	Efficacy (LPW)	Lumen Output	BUG Rating	Efficacy (LPW)
A06	83	T2M	8,979	B3-U0-G3	109	9,608	B3-U0-G3	116
		T3M	8,550	B3-U0-G3	103	9,149	B3-U0-G3	111
		T4M	9,468	B3-U0-G3	114	10,130	B3-U0-G3	123
		T5M	8,416	B3-U0-G3	102	9,006	B3-U0-G3	109
A07	106	T2M	11,237	B3-U0-G3	107	12,024	B3-U0-G3	114
		T3M	10,700	B3-U0-G3	101	11,449	B3-U0-G3	109
		T4M	11,849	B3-U0-G3	112	12,678	B3-U0-G3	120
		T5M	10,533	B4-U0-G3	100	11,270	B4-U0-G3	107
A08	132	T2M	13,238	B3-U0-G3	100	14,165	B3-U0-G3	108
		T3M	12,575	B3-U0-G3	95	13,455	B3-U0-G3	102
		T4M	13,958	B3-U0-G3	106	14,935	B3-U0-G3	113
		T5M	12,408	B4-U0-G3	94	13,277	B4-U0-G3	101
A09	140	T2M	14,283	B3-U0-G3	102	14,283	B3-U0-G3	102
		T3M	13,600	B3-U0-G3	97	14,552	B3-U0-G3	104
		T4M	15,060	B3-U0-G3	107	16,114	B3-U0-G3	115
		T5M	13,388	B4-U0-G3	95	14,325	B4-U0-G3	102

## Predicted Lumen Depreciation Data

Predicted performance derived from LED manufacturer's data and engineering design estimates, based on IESNA LM-80 methodology. Actual experience may vary due to field application conditions. L70 is the predicted time when LED performance depreciates to 70% of initial lumen output. Calculated per IESNA TM21-11. Published L70 hours limited to 6 times actual LED test hours

Optic type	Ambient Temperature °C	Calculated L70 Hours	L70 reported per TM-21	Lumen Maintenance % at 60,000 hrs
Precision (A01-A09)	25°C	>100,000 hours	>72,000 hours	95.60%
Comfort (P01-P09)	25°C	>100,000 hours	>100,000 hours	89.10%

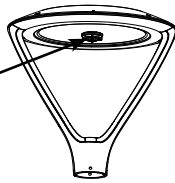
# PPT PureForm LED post top

## Dimensions – Post Top Luminaire

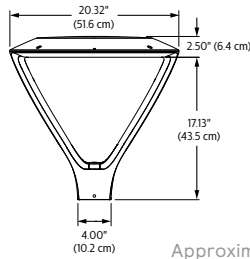
### Effective Projected Area ft<sup>2</sup> / m<sup>2</sup>

Type	Single
PPT	0.35 ft <sup>2</sup> /0.032m <sup>2</sup>

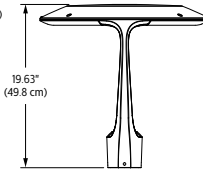
Approximate Motion Sensor Placement



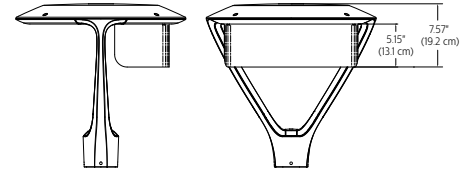
Front View



Side View



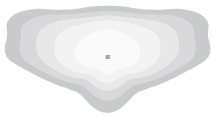
Luminaire with EHS Shield



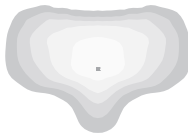
Approximate Luminaire Weight:  
Standard: 20 lbs (9.1 kg)  
With battery pack: 26 lbs (11.8 kg)

## Precision Optical Distributions

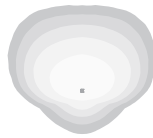
Type 2 Medium



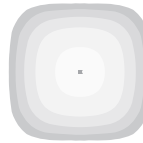
Type 3 Medium



Type 4 Medium



Type 5 Medium



Back Light Control



## Comfort Optical Distributions

Type 2



Type 3



Type 4



Type 5

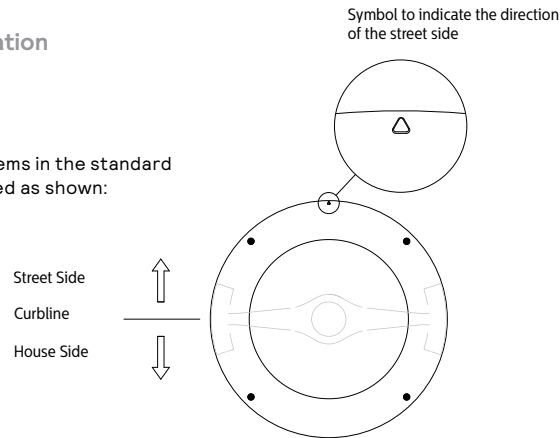


## Asymmetric Optical Orientation Information

### Standard Optic Position

### Aimed Between The Yoke Supports

Luminaires ordered with asymmetric optical systems in the standard optic position will have the optical system oriented as shown:



# PPT PureForm LED post top

## Specifications

### Housing

Two-piece sealed enclosure with main part of the housing designed as the structural and heat sink frame, enclosed by cover to give its unique form. It also includes yoke arm with arm covers. All die-cast parts are made of low-copper, die-cast aluminum alloy for a high resistance to corrosion. The sleek profile without optimized surface area allows housing to provide excellent convection heat transfer with minimum use of heat fins, giving the freedom to have a clean minimalist aesthetic design. Luminaire housing rated to IP66, tested in accordance to Section 9 of IEC 60598-1.

### Vibration resistance

Luminaire is tested and rated Level 2 for Bridge and Overpass application (formerly 3G) cycles conforming to standards set forth by ANSI C136.31-2023. Testing includes vibration to 3G acceleration in three axes, all performed on the same luminaire.

### Light engine

Comfort Edge technology provides low-glare, uniform illumination. Composed of LEDs strategically positioned on the edge of the optical plate. Light engine luminous opening size optimized to best achieve a balance between lumen output and optical performance with the need to provide visual comfort. LEDs are mounted directly to the housing to provide heat conduction and ensure maximized LED lifetime and performance. Light engine is RoHS compliant and available in 4 IES distribution options. Standard color temperatures: 3000K +/- 130K, 4000K +/- 130K, 5000K +/- 225K. Minimum CRI of 70. Also available in 2700K and 3500K color temperatures with extended leadtimes. Contact factory for details.

Precision LED Modules are comprised of 40 count LEDs mounted to metal clad printed circuit board and sealed to a polymer optic plate to meet IP66 rating.

### Energy saving benefits

System efficacy up to 193 lms/W with significant energy savings over Pulse Start Metal Halide luminaires. Optional control options provide added energy savings during unoccupied periods.

### Optical systems

ComfortEdge technology provides a unique and lower perceived glare lighting solution designed to enhance visual comfort for pedestrian applications. Available in IES distribution types 2, 3, 4, and 5 available up to 17,000 lumens.

Precision optics are available in type 2, 3, 4, 5 and Backlight Control (BLC) distributions available. Internal shield option mounts to LED optics to provide additional cutoff, and dedicated BLC optics provide the most stringent cutoff to meet requirements around property lines. Performance tested per LM-79 and TM-15 (IESNA) certifying its photometric performance. Luminaire designed with 0% uplight (UO per IESNA TM-15).

### Mounting

PureForm Post Top mounts standard to a 3" x 4" Tenon, but can also be mounted to a 2-3/8" x 4" Tenon if a separate sleeve is specified and shipped as separately as an accessory.

### Listings

PPT is UL/cUL wet location listed to the UL 1598 standard, suitable for use in ambient temperatures from -40° to 40°C (-40° to 104°F). Most PureForm PPT comfort configurations are qualified under Standard DesignLights Consortium® category. Consult DLC Qualified Products list to confirm your specific luminaire selection is approved. CCTs 3000K and warmer are Dark Sky Approved.

### Controls

#### 0-10V Dimming Control Options

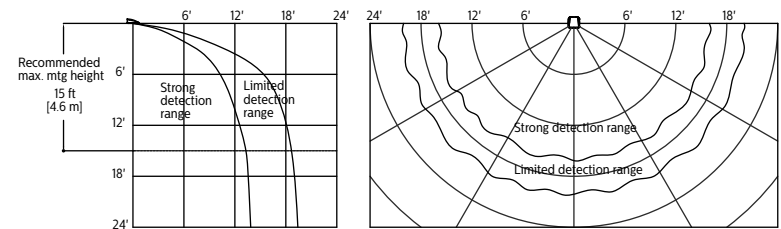
**DLEA:** Access to 0-10V dimming leads supplied through the yoke of the luminaire (for secondary dimming controls by others). Cannot be used with other control options.

**Field Adjustable Wattage Selector (FAWS):** Luminaire equipped with the ability to manually adjust the wattage in the field to reduce total luminaire lumen output and light levels. Comes pre-set to the highest of 10 output positions. Consult factory for specific dimming settings for each position.

**BL50L2/BL50L3:** Motion Response module is mounted integral to luminaire factory pre-programmed to 50% dimming when not ordered with other control options. BL50Lx options are set/operate in the following fashion: The motion sensor is set to a constant 50%. When motion is detected by the PIR sensor, the luminaire returns to full power/light output. Dimming on low is factory set to 50% with 5 minutes default in "full power" prior to dimming back to low. When no motion is detected for 5 minutes, the motion response system reduces the wattage by 50%, to 50% of the normal constant wattage reducing the light level. Other dimming settings can be provided if different dimming levels are required. Contact technical support for details.

**Infrared Motion Response Lenses (BL50L2/BL50L3):** Lens #2 is designed for mounting heights 8' to 15'. Lens #3 is designed for higher mounting heights up to 20' with a 40' diameter coverage area.

**Microwave Motion Response (BL30MW):** Motion response luminaires include a high frequency microwave sensor, 5.8GHz +/- 75MHz microwave ISM continuous wave band with 360° coverage area, <0.5 mW transmitting power and <1 W standby power. Factory programmed settings dim fixture to 30% with time delay of 5 minutes with no stand-by period. When motion is detected, the luminaire returns to 100% full light output and will remain on full power for 5 minutes.



**Note:** The beam patterns shown are intended solely as a general guide and are not to scale. Sensing capabilities and coverage area depend on many factors including the size, speed and direction of travel of persons and vehicles; sensor mounting height; environmental and site conditions; etc.

#### 0-10V Lighting Control Options

**Button Photocontrol (PCB):** Button style design for internal luminaires mounting applications. The photocontrol is constructed of a high impact UV stabilized polycarbonate housing. Rated voltage of 120V or 208-277V with a load rating of 1000 VA. The photocell will turn on with 1-4Fc of ambient light.

**Twist-Lock Receptacle (TLR5/TLR7/ TLRPC):** TLR options come with 5 pin or with 7 pins connected to 0-10V driver and not all pins will be connected. Dimming Receptacle Type B (5-pin) and Type D-24 (7-pin) in accordance to ANSI C136.41. Can be used with third-party control system. Receptacle located on top of luminaire housing. When specified with receptacle and photoelectric cell (TLRPC), 7-pin receptacle is supplier and voltage must be specified. When ordering Twist-lock receptacle (TLR5 or TLR7), photocell or shorting cap is not included. If Twistlock receptacle option is ordered with Dimming Control option, then dimming leads from driver will not be connected to TLR but consumed by selected device. Devices installed to NEMA twist-lock Receptacle must be IPX6 rated.

#### Sensor Ready(SR)/DALI Control Options

**Automatic Profile Dimming (CS/CM/CE/CA):** Standard dimming profiles provide flexibility towards energy savings goals while optimizing light levels during specific dark hours. Dimming profiles include two dimming settings including dim to 30% or 50% of the total lumen output. When used in combination with not programmed motion response it overrides the controller's schedule when motion is detected. After 5 minutes with no motion, it will return to the automatic dimming profile schedule. Automatic dimming profile scheduled with the following settings:

- **CS50/CS30:** Security for 7 hours night duration (Ex., 11 PM - 6 AM)
- **CM50/CM30:** Median for 8 hours night duration (Ex., 10 PM - 6 AM)

All above profiles are calculated from mid point of the night. Dimming is set for 6 hours after the mid point and 1 or 2 hours before depending of the duration of dimming. Time clock or photocell is required for on/off functionality to allow for midpoint calculation. Cannot be used with other dimming control options.

# PPT PureForm LED post top

## Specifications

**Sensor Ready Zhaga Socket Connector (SRDR):** Product is D4i Certified and equipped with Sensor Ready drivers connected to 4-pin Zhaga Book 18 compliant receptacle designed for sensor and other control system applications. Receptacle is rated IP66 assembly in a compact design that provides a sealed electrical interface and rated UV resistance, mounted on underside of the luminaire, protective dust cap included. When a controller not provided by Signify is used with Sensor Ready Zhaga socket connector, the controller must be certified to work with the Xitanium SR LED drivers as part of the SR certified program. SRDR can be used with NEMA 7-pin twist lock receptacle, which is mounted on top of the luminaire. D4i certification validates compliance with specifications for data exchange in connected lighting systems, ensuring interoperability, compatibility, and efficient operation. It also assures customers that the device meets industry standards.

### Outdoor Interact:

Scalable connected sensor with integral occupancy and daylight sensing, supports wireless mesh connectivity. Sensor works in the Foundation mode when configured without a gateway or in an Interact Advanced mode if a compatible gateway (can be added later) is used. Interact offers an app, a portal and a broad portfolio of Interact ready Indoor and Outdoor luminaires, lamps and retrofit kits all working on the same system. Startup is implemented via Interact Pro App (available in iOS® or Android®) and Bluetooth® connectivity. The app provides flexibility to choose between a gateway or non gateway mode for setup. Setup with the gateway requires wired Internet access to the gateway. Prepare project configuration steps remotely and use IRT9015 remote accessory (ordered separately) or the App on-site to identify and group devices together. WIAP includes SR driver and SR receptacle. Daylight harvesting supported through dimming - activated via the Interact app. Sensors are available in black or white finish and high or low mounting height lenses. IP66 rated.

For more information on Interact visit:

[www.interact-lighting.com/interactproscalablesystem](http://www.interact-lighting.com/interactproscalablesystem)

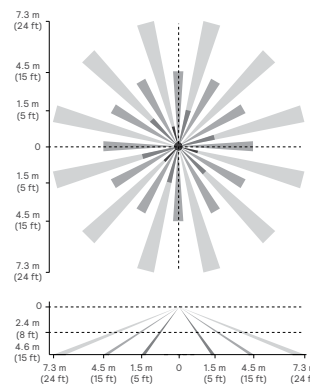
### SR/DALI Lighting Control Options

**Button Photocontrol (PCB):** Button style design for internal luminaires mounting applications. The photocontrol is constructed of a high impact UV stabilized polycarbonate housing. Rated voltage of 120V or 208-277V with a load rating of 1000 VA. The photocell will turn on with 1-4Fc of ambient light.

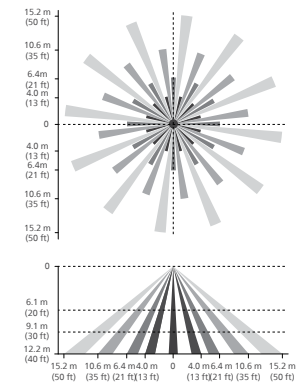
**Twist-Lock Receptacle (TR5/TR7/ TLP):** TLR5 includes with 5 pin (Type B) receptacle connected to SR/DALI driver all applicable connections made to driver and is not D4i compliant. TR7 includes (Type D-24) connected to SR/DALI driver with all leads connected for use of 3rd party control systems. Receptacles are in accordance to ANSI C136.41. Receptacle located on top of luminaire housing. When specified with receptacle and photoelectric cell (TRPC), 7-pin receptacle is supplied and voltage must be specified. When ordering Twist-lock receptacle (TR5 or TR7), photocell or shorting cap is not included. Devices installed to NEMA twist-lock Receptacle must be IPX6 rated.

**Note:** The beam patterns shown are intended solely as a general guide and are not to scale. Sensing capabilities and coverage area depend on many factors including the size, speed and direction of travel of persons and vehicles; sensor mounting height; environmental and site conditions; etc.

LW low sensor



HW high sensor



### Finish

Each standard color luminaire receives a fade and abrasion resistant, electrostatically applied, thermally cured, triglycidic isocyanurate (TGIC) textured polyester powdercoat finish. The surface treatment achieves a minimum of 1000 hours for salt spray resistant finish in accordance with testing performed and per ASTM B117 standard. Standard colors include bronze (BZ), black (BK), white (WH), dark gray (DGY), and medium gray (MGY). Consult factory for specs on optional or custom colors.

### Warranty

PureForm luminaires feature a 5-year limited warranty.

See [signify.com/warranties](http://signify.com/warranties) for complete details and exclusions.