



Lumec **Optima** LED post top and pendant luminaires are the perfect choice for urban projects such as streets, walkways and public spaces that compel that extra little bit of detail. This timeless luminaire is made from top-quality materials, is easy to maintain, and adds a distinctive decorative aspect to any contemporary environment. Paired with the latest LED technology, its IP66 rating, multiple lumen outputs, various luminaire style options and energy-saving control options are well suited to meet wide range of project requirements.

Project: _____

Location: _____

Cat.No: _____

Type: _____

Lamps: _____ Qty: _____

Notes: _____

Ordering guide

example: OT10-72W32LED3K-G3-ACDR-LE3A-120-DMG-RC-GN8TX

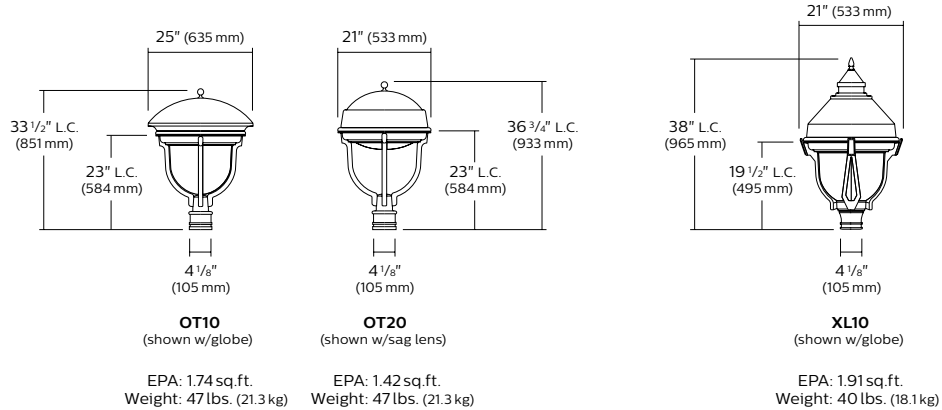
Series	LED module	CCT	Gen. G3	Optical system	Voltage	Driver options	Options				Poles/ Brackets	Finish
							Receptical	Control	Luminaire	Decorative		
OT10 OT20	35W32LED 55W32LED 72W32LED 55W48LED ⁸ 80W48LED 70W64LED	3K 3000K 4K 4000K	G3 Gen3	ACRD-LE2A Type II (ASYM) with acrylic globe ACRD-LE3A Type III (ASYM) with acrylic globe ACRD-LE4A Type IV (ASYM) with acrylic globe LE2F Type II (ASYM) w/flat glass lens LE2F Type II (ASYM) w/flat glass lens LE2S Type II (ASYM) w/sag glass lens LE3F Type III (ASYM) w/flat glass lens LE3S Type III (ASYM) w/sag glass lens LE4F Type IV (ASYM) w/flat glass lens LE4S Type IV (ASYM) w/sag glass lens LE5F ² Type V (SYMM) w/flat glass lens LE5S ² Type V (SYMM) w/sag glass lens	UNV 120V-277V 347 480	DMG 0-10V SRD ¹ Sensor ready driver, standard configuration SRD1 ¹ Sensor ready driver, alternate configuration	RC ^{3,5} Receptacle for twist-lock photocell or shorting cap, 3-pins RCD7 ^{3,5} Receptacle for twist-lock photocell or shorting cap, 7-pins	PH8 ⁶ Twist-lock Photoelectric Cell PH9 ⁶ Shorting cap PHXL ^{1,6} Twist-lock Photoelectric Cell extended life, UNV (120-277VAC)	HS House Side Shield SP2 20kV / 10kA Surge protector TN2.875C Fitter to fit over a 2 7/8" (73 mm) O.D by 4" (102 mm) long tenon TN3 Fitter to fit over a 3" (76 mm) O.D by 4" (102 mm) long tenon TN3.5 Fitter to fit over a 3 1/2" (89 mm) O.D by 4" (102 mm) long tenon	DA Decorative arches DC Decorative cap DF10 ⁴ Decorative Coupola DF20 ⁴ Decorative Coupola FN1 ^{4,7} Decorative finial FN2 ^{4,7} Decorative finial FN3 ^{4,7} Decorative finial FN5 ^{4,7} Decorative finial FN6 ^{4,7} Decorative finial FN8 ^{4,7} Decorative finial FN9 ^{4,7} Decorative finial FN10 ^{4,7} Decorative finial FNC ^{4,7} Decorative finial painted copper	Consult with Signify.com/ outdoor luminaires for details and the complete line of Signify poles and brackets.	Textured BE2TX Midnight Blue BE6TX Ocean Blue BE8TX Royal Blue BG2TX Sandstone BKTX Black BRTX Bronze GN4TX Blue Green GN6TX Forest Green GN8TX Dark Forest Green GNTX Green GY3TX Medium Grey RD2TX Burgundy RD4TX Scarlet WHTX White Other GR Gray Sandtex NP Natural Aluminum TG Hammer-tone Gold

1. Not available 347-480 volt.
 2. Not available with HS option.
 3. Use of photoelectric cell or shorting cap is required to ensure proper illumination.
 4. Not available with RCD7 and RC.
 5. The RCD7 is located on top of the roof in place of the finial for use with a control node.
 6. RC or RCD7 must be selected for this option.
 7. Not available with DF10 or DF20.
 8. Not available with SRD or SRD1.

OT10/OT20 Optima LED Post Top

Urban Luminaire

Dimensions



OT10/OT20 Optima LED Post Top

Urban Luminaire

LED Wattage and Lumen Values: for OT10/OT20

Ordering Code:	Total LEDs	LED current (mA)	Average System Wattage (W)	LE2F			LE3F			LE4F			LE5F		
				Lumen Output	BUG Rating	Efficacy (LPW)	Lumen Output	Efficacy (LPW)	BUG Rating	Lumen Output	Efficacy (LPW)	BUG Rating	Lumen Output	Efficacy (LPW)	BUG Rating
Flat Lens 3000K															
35W32LED3K-G3-x	32	350	37	4781	B1-U0-G1	129	4689	B1-U0-G1	127	4682	B1-U0-G1	127	4500	B3-U0-G1	122
55W32LED3K-G3-x	32	530	54	6858	B2-U0-G1	127	6726	B1-U0-G1	125	6716	B1-U0-G2	124	6454	B3-U0-G1	120
72W32LED3K-G3-x	32	700	73	8649	B2-U0-G1	118	8483	B2-U0-G2	116	8470	B2-U0-G2	116	8140	B3-U0-G2	112
55W48LED3K-G3-x	48	350	54	7172	B2-U0-G1	133	7034	B1-U0-G1	130	7023	B1-U0-G2	130	6749	B3-U0-G1	125
80W48LED3K-G3-x	48	530	80	10287	B2-U0-G2	129	10090	B2-U0-G2	126	10074	B2-U0-G2	126	9681	B4-U0-G2	121
Flat Lens 4000K															
35W32LED4K-G3-x	32	350	37	5020	B1-U0-G1	136	4924	B1-U0-G1	133	4916	B1-U0-G1	133	4724	B3-U0-G1	128
55W32LED4K-G3-x	32	530	54	7201	B2-U0-G1	133	7063	B1-U0-G1	131	7052	B1-U0-G2	131	6777	B3-U0-G1	126
72W32LED4K-G3-x	32	700	73	9081	B2-U0-G1	124	8907	B1-U0-G2	122	8894	B1-U0-G2	122	8547	B3-U0-G2	117
55W48LED4K-G3-x	48	350	54	7530	B2-U0-G1	139	7386	B2-U0-G2	137	7375	B2-U0-G2	137	7087	B3-U0-G2	131
80W48LED4K-G3-x	48	530	80	10801	B2-U0-G2	135	10594	B2-U0-G2	132	10578	B2-U0-G2	132	10165	B4-U0-G2	127
Sag Lens 3000K															
35W32LED3K-G3-x	32	350	37	4808	B1-U0-G1	130	4688	B1-U0-G1	127	4681	B1-U0-G1	127	4541	B3-U0-G1	123
55W32LED3K-G3-x	32	530	54	6896	B2-U0-G1	128	6725	B1-U0-G2	125	6715	B1-U0-G2	124	6513	B3-U0-G2	121
72W32LED3K-G3-x	32	700	73	8698	B2-U0-G2	119	8481	B2-U0-G2	116	8468	B2-U0-G2	116	8214	B3-U0-G2	113
55W48LED3K-G3-x	48	350	54	7212	B2-U0-G1	134	7032	B1-U0-G2	130	7022	B1-U0-G2	130	6811	B3-U0-G2	126
80W48LED3K-G3-x	48	530	80	10345	B2-U0-G2	129	10087	B2-U0-G2	126	10072	B2-U0-G2	126	9770	B4-U0-G2	122
Sag Lens 4000K															
35W32LED4K-G3-x	32	350	37	5048	B1-U0-G1	136	4923	B1-U0-G1	133	4915	B1-U0-G1	133	4768	B3-U0-G1	129
55W32LED4K-G3-x	32	530	54	7241	B2-U0-G1	134	7061	B1-U0-G2	131	7050	B1-U0-G2	131	6839	B3-U0-G2	127
72W32LED4K-G3-x	32	700	73	9133	B2-U0-G1	125	8905	B1-U0-G2	122	8892	B1-U0-G2	122	8625	B3-U0-G2	118
55W48LED4K-G3-x	48	350	54	7572	B2-U0-G2	140	7384	B2-U0-G2	137	7373	B2-U0-G2	137	7152	B4-U0-G2	132
80W48LED4K-G3-x	48	530	80	10862	B2-U0-G2	136	10591	B2-U0-G2	132	10575	B2-U0-G2	132	10258	B4-U0-G2	128
Prism Globe 3000K															
35W32LED3K-G3-x	32	350	37	4895	B1-U3-G1	132	4679	B1-U3-G1	126	4655	B1-U3-G1	126	-	-	-
55W32LED3K-G3-x	32	530	54	7021	B2-U3-G2	130	6711	B1-U3-G2	124	6677	B1-U3-G2	124	-	-	-
72W32LED3K-G3-x	32	700	73	8855	B2-U3-G2	121	8464	B2-U3-G2	116	8420	B2-U3-G2	115	-	-	-
55W48LED3K-G3-x	48	350	54	7342	B2-U3-G2	136	7018	B1-U3-G2	130	6982	B1-U3-G2	129	-	-	-
80W48LED3K-G3-x	48	530	80	10532	B3-U3-G3	132	10066	B2-U3-G2	126	10015	B2-U3-G2	125	-	-	-
Prism Globe 4000K															
35W32LED4K-G3-x	32	350	37	5140	B2-U3-G2	139	4913	B1-U3-G1	133	4887	B1-U3-G2	132	-	-	-
55W32LED4K-G3-x	32	530	54	7372	B2-U3-G2	137	7046	B1-U3-G2	130	7010	B1-U3-G2	130	-	-	-
55W48LED4K-G3-x	48	350	54	9298	B2-U3-G2	172	8887	B2-U3-G2	165	8841	B2-U3-G2	164	-	-	-
72W32LED4K-G3-x	32	700	73	7709	B2-U3-G2	106	7369	B2-U3-G2	101	7331	B1-U3-G2	100	-	-	-
80W48LED4K-G3-x	48	530	80	11058	B3-U3-G3	138	10570	B2-U3-G2	132	10516	B2-U3-G2	131	-	-	-

Actual performance may vary due to installation variables including optics, mounting/ceiling height, dirt depreciation, light loss factor, etc.;

highly recommended to confirm performance with a layout - contact Applications at signify.com/outdoorluminaires.

Note: Some data may be scaled based on tests of similar. But not identical luminaires.

OT10/OT20 Optima LED Post Top

Urban Luminaire

Specifications

Housing

Finial: Decorative cast 356 aluminum, mechanically assembled.

Cupola: Decorative spun aluminum 1100-0, mechanically mounted on hood.

Hood: Spun aluminum 1100 0 dome, mechanically assembled on the luminaire.

Guard: In a round shape with 4 arms, this guard is a one piece cast aluminum 356 welded to the fitter

Access-mechanism

A die cast A360 aluminum technical ring with latch and hinge. The mechanism shall offer tool free access to the inside of the luminaire. An embedded memory retentive gasket shall ensure weatherproofing.

Light engine

LEDgine composed of 5 main components: Heat Sink / Lens / LED lamp / Driver / Optical System. Electrical components are RoHS compliant.

LED engine

Composed of high-performance white LEDs. Color temperature as per ANSI/NEMA bin Neutral White, 4000 Kelvin nominal (3985K +/-275K or 3710K to 4260K) or Warm white, 3000 Kelvin nominal (3045K +/- 175K or 2870K to 3220K), CRI 70 Min. 75 Typical.

Lens

LExF / LEEx: Made of soda lime tempered glass lens, mechanically assembled and sealed onto the lower part of the heat sink.

LExA (Globe): Made of one-piece seamless injection-molded impact-resistant (DR) acrylic having an inner prismatic surface. The globe is mechanically assembled and sealed onto the lower part of the heat sink.

Heat sink

Made of cast aluminum optimizing the LEDs efficiency and life. Product does not use any cooling device with moving parts (only passive cooling device).

Optical system

Composed of high performance optical grade PMMA acrylic refractor lenses to achieve desired distribution optimized to get maximum spacing, target lumens and a superior lighting uniformity. Optical system is rated IP66. Performance shall be tested per LM 63, LM 79 and TM 15 (IESNA) certifying its photometric performance. Street side indicated.



Prismatic globe: IP66 rated optical system, composed of individual pre-oriented lens to achieve desired distribution, assembled with globe having an inner prismatic surface permanently sealed onto the lower part of the heat sink.

LE2A – Type II (ASYM) with globe (ACDR)

LE3A – Type III (ASYM) with globe (ACDR)

LE4A – Type IV (ASYM) with globe (ACDR)



Sag lens: IP66 rated optical system, composed of individual pre-oriented lens to achieve desired distribution, assembled with a tempered-glass sag lens permanently sealed onto the lower part of the heat sink.

LE2S – Type II (ASYM) with sag glass lens

LE3S – Type III (ASYM) with sag glass lens

LE4S – Type IV (ASYM) with sag glass lens

LE5S – Type V (SYMM) with sag glass lens



Flat lens: IP66 rated optical system, composed of individual preoriented lens to achieve desired distribution, assembled with a tempered-glass flat lens permanently sealed onto the lower part of the heat sink.

LE2F – Type II (ASYM) with flat glass lens

LE3F – Type III (ASYM) with flat glass lens

LE4F – Type IV (ASYM) with flat glass lens

LE5F – Type V (SYMM) with flat glass lens

Driver

Driver comes standard with dimming compatible 0-10V. High power factor of 90% minimum. Electronic driver, operating range 50/60 Hz. Auto adjusting universal voltage input from 120 to 277 or 347 to 480 VAC rated for both application line to line or line to neutral, Class I, THD of 20% max.

Maximum ambient operating temperature from 40°F (40°C) to 130°F (55°C). Certified in compliance to UL1310 cULus requirement. Dry and damp location. Assembled on a unitized removable tray with Tyco quick disconnect plug resisting to 221°F (105°C). The current supplying the LEDs will be reduced by the driver if the driver experiences internal overheating as a protection to the LEDs and the electrical components. Output is protected from short circuits, voltage overload and current overload. Automatic recovery after correction. Standard built in driver surge protection of 2.5kV (min).

Surge protector

Surge protector tested in accordance with ANSI/IEEE C62.45 per ANSI/IEEE C62.41.2 Scenario I Category C High Exposure 10kV/10kA waveforms for Line Ground, Line Neutral and Neutral Ground, and in accordance with U.S. DOE (Department of Energy) MSSLC (Municipal Solid State Street Lighting Consortium) model specification for LED roadway luminaires electrical immunity requirements for High Test Level 10kV / 10kA. SP2 20kV/20kA optional.

Driver options

DMG: Dimmable driver 0-10V.

SRD: Sensor Ready Driver including SR communication (used for dimming and other functionalities), 24V auxiliary supply and a logical signal input (LSI) connected to the top NEMA twist lock receptacle.

SRD1: Sensor Ready Driver including SR communication (used for dimming and other functionalities) but with 24V auxiliary supply and a logical signal input (LSI) not connected to the top NEMA twist lock.

LED Performance

Predicted lumen depreciation data ¹				
Ambient Temperature (°C)	Driver mA	Calculated L ₇₀ hours ^{1,2}	L ₇₀ per TM-21 ^{2,3}	Lumen Maintenance % @ 60,000 hours
25°C	700 mA	>100,000	>60,000	86%

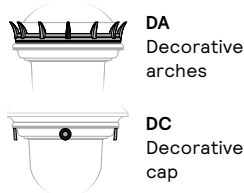
1. Predicted performance derived from LED manufacturer's data and engineering design estimates, based on IESNA LM-80 methodology. Actual experience may vary due to field application conditions.
2. L₇₀ is the predicted time when LED performance depreciates to 70% of initial lumen output.
3. Calculated per IESNA TM21-11. Published L₇₀ hours limited to 6 times actual LED test hours.

OT10/OT20 Optima LED Post Top

Urban Luminaire

Specifications (continued)

Luminaire options



DA
Decorative arches

DC
Decorative cap

DF10 Decorative cupola (DF10 with OT10)

DF20 Decorative cupola (DF20 with OT20)



FN1 Decorative finial



FN2 Decorative finial



FN3 Decorative finial



FN5 Decorative finial



FN6 Decorative finial



FN8 Decorative finial



FN9 Decorative finial

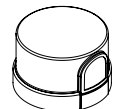


FN10 Decorative finial

FNC Decorative finial painted copper



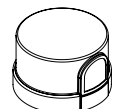
HS
House side shield



PH8
Photoelectric cell, twist-lock type. Allows 90° rotation



PH9
Shorting cap, twist-lock type



PHXL
Extended life Photoelectric cell, twist-lock type. Allows 90° rotation

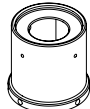


RC
Receptacle 3-pins

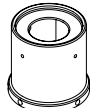


RCD7
Receptacle 7-pins

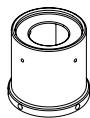
SP2 20kV/20kA integral surge protector (optional)



TN2.875C
2-7/8" dia.
tenon adaptor



TN3
3" dia.
tenon adaptor



TN3.5
3-1/2" dia.
tenon adaptor

Fitter

Cast 356 aluminum c/w 4 set screws 3/8 16 UNC. This fitter holds 2 arms made of cast aluminum 356 mechanically assembled. Slip fits on a 4" (102mm) outside diameter X 4" (102mm) long tenon.

Finish

In accordance with the AAMA 2603 standard. Application of polyester powder coat paint (4 mils/100 microns) with +/- 1 mils/24 microns of tolerance. The Thermosetting resins provides a discoloration resistant finish in accordance with the ASTM D2244 standard, as well as luster retention in keeping with the ASTM D523 standard and humidity proof in accordance with the ASTM D2247 standard. The surface treatment achieves a minimum of 2000 hours for salt spray resistant finish in accordance with testing performed and per ASTM B117 standard.

Textured Finish Options:

BE2TX: Textured Midnight Blue
BE6TX: Textured Ocean Blue
BE8TX: Textured Royal Blue
BG2TX: Textured Sandstone
BKTX: Textured Black
BRTX: Textured Bronze
GN4TX: Textured Blue Green
GN6TX: Textured Forest Green
GN8TX: Textured Dark Forest Green
GNTX: Textured Green
GY3TX: Textured Medium Grey
RD2TX: Textured Burgundy
RD4TX: Textured Scarlet
WHTX: Textured White

Non-Textured Finish Options:

GR: Gray Sandtex
NP: Natural Aluminum
TG: Hammer-tone Gold

Luminaire useful life

Refer to IES files for energy consumption and delivered lumens for each option. Based on ISTMT in situ thermal testing in accordance with UL1598 and UL8750, using LM-80 data from LED manufacturers and engineering prediction methods, the luminaire useful life is expected to reach 100,000+ hours with >L70 lumen maintenance @ 25°C. Luminaire Useful Life accounts for LED lumen maintenance AND all of these additional factors including: LED life, driver life, PCB substrate, solder joints, on/off cycles, burning hours and corrosion. Entire luminaire is rated for operation in ambient temperature of -40°C / -40°F up to +35°C / +95°F.

Hardware

All exposed screws shall be complete with Ceramic primer-seal base coat to reduce seizing of the parts and offers a high resistance to corrosion. All seals and sealing devices are made and/or lined with EPDM and/or silicone and/or rubber.

Wiring

Gauge (#14) TEW/AWM 1015 or 1230 wires, 6" (152mm) minimum exceeding from luminaire.

Quality control

Manufactured to ISO 9001 2015 standards and ISO 14001-2015 International Quality Standards Certification.

LED products (manufacturing standard)

The electronic components sensitive to electrostatic discharge (ESD) such as light emitting diodes (LEDs) are assembled in compliance with IEC61340 5 1 and ANSI/ESD S20.20 standards so as to eliminate ESD events that could decrease the useful life of the product.

Quality control

Manufactured to ISO 9001 2008 standards and ISO 14001-2004 International Quality Standards Certification.

Certifications and Compliance


cULus Listed for Canada and USA.

Luminaires are DesignLights Consortium qualified.

OT10/OT20 Optima LED Post Top

Urban Luminaire

Poles



Consult signify.com/outdoorluminaires for details and the complete line of Signify poles and brackets.



© 2023 Signify Holding. All rights reserved. The information provided herein is subject to change, without notice. Signify does not give any representation or warranty as to the accuracy or completeness of the information included herein and shall not be liable for any action in reliance thereon. The information presented in this document is not intended as any commercial offer and does not form part of any quotation or contract, unless otherwise agreed by Signify.

Signify North America Corporation
400 Crossing Blvd, Suite 600
Bridgewater, NJ 08807
Telephone: 800-555-0050

Signify Canada Ltd.
281 Hillmount Road,
Markham, ON, Canada L6C 2S3
Telephone: 800-668-9008

All trademarks are owned by Signify Holding or their respective owners.