

Hadco P2100 Series decorative aluminum poles provide a wide range of options in a timeless aesthetic. All poles are made in the USA and always open to a wide range of add-ons and customizations to meet any project need.

Project: _____
 Location: _____
 Cat.No: _____
 Type: _____
 Qty: _____
 Notes: _____

Ordering guide

example: P2165 18 A

Series	Pole height	Finish	Accessory Location (factory installed)	Pole Accessories	Tenon Options
P2165	12 12ft	A Black	N No Option	N No Option	N Standard Tenon - 3" OD x 3"
P2170	14 14ft	B White	T 12" Down from Top - Aligned with House Side	D Standard Duplex	ISF Internal Slip Fitter (for HFP Brackets)
	16 16ft	G Verde	B 4" Up from Top of Base - Aligned with House Side	G GFI Duplex	T4 4" OD Tenon or 4" pole w/o standard 3" tenon (consult factory for 3" OD poles)
	18 18ft	H Bronze	Z Custom	M Motion Control ¹	
		I Gray			
		J Green			
		Z Custom ¹			

Note: Top outlets not available with the HFP arms. Consult factory for HFP arm outlet mounting.

Footnotes:

1. Consult factory for quotation

Anchor Bolts & Templates (ordered separately)

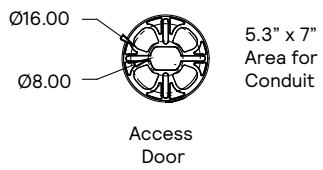
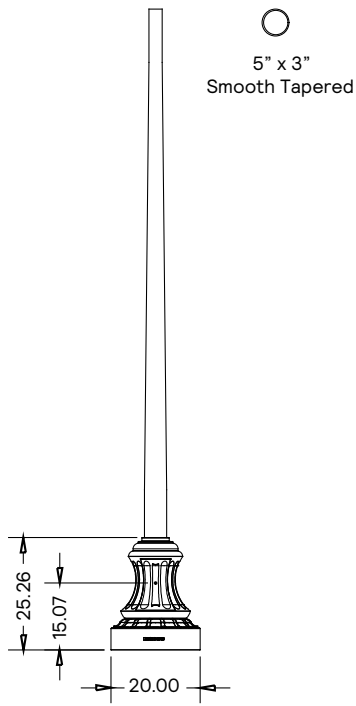

12NC	Description
912400110297	ANCHOR BOLT, 3/4-10x19x3, 4/PK
912400128334	AB TEMPLATE, P2100

P2100 Series

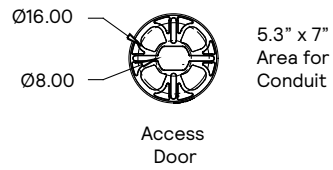
Urban Decorative Poles

Dimensions

All 10ft models shown



P2165



P2170

P2100 Series

Urban Decorative Poles

Pole Specifications

Pole Family	Catalog Number	Pole Dia. (in.)	Pole Shape	Pole Style	Pole Height (ft.)	Wall Thickness (in.)	Tenon OD x H (in.)	Weight (lbs.)	Bolt Circle (in.)	Base Size Dia. x H (in.)	Hand Hole Size W x H (in.)	Anchor Bolts (in.) *
P2100	P2165-12	5	Straight	Fluted, 12 Flat	12	0.188-0.267	3 x 3	104	8 to 16	20 x 25.375	11 x 16	3/4 x 19 x 3
P2100	P2165-14	5	Straight	Fluted, 12 Flat	14	0.188-0.267	3 x 3	112	8 to 16	20 x 25.375	11 x 16	3/4 x 19 x 3
P2100	P2165-16	5	Straight	Fluted, 12 Flat	16	0.188-0.267	3 x 3	121	8 to 16	20 x 25.375	11 x 16	3/4 x 19 x 3
P2100	P2165-18	5	Straight	Fluted, 12 Flat	18	0.188-0.267	3 x 3	130	8 to 16	20 x 25.375	11 x 16	3/4 x 19 x 3
P2100	P2170-12	5-3	Tapered	Smooth	12	0.125	3 x 3	79	8 to 16	20 x 25.375	11 x 16	3/4 x 19 x 3
P2100	P2170-14	5-3	Tapered	Smooth	14	0.188	3 x 3	83	8 to 16	20 x 25.375	11 x 16	3/4 x 19 x 3
P2100	P2170-16	5-3	Tapered	Smooth	16	0.188	3 x 3	88	8 to 16	20 x 25.375	11 x 16	3/4 x 19 x 3
P2100	P2170-18	5-3	Tapered	Smooth	18	0.188	3 x 3	93	8 to 16	20 x 25.375	11 x 16	3/4 x 19 x 3

Tenon height is nominal, the available tenon height can be greater on tapered poles.
Anchor bolt max projection is determined by the anchor bolt template.

EPA Data

Pole Family	Catalog Number	80 MPH	90 MPH	100 MPH	110 MPH	120 MPH	130 MPH	140 MPH	150 MPH
P2100	P2165-12	27.98	21.40	16.70	13.22	10.57	8.51	6.87	5.55
P2100	P2165-14	23.97	18.24	14.14	11.10	8.80	7.00	5.58	4.43
P2100	P2165-16	19.32	14.62	11.26	8.77	6.88	5.41	4.24	3.30
P2100	P2165-18	16.79	12.58	9.56	7.33	5.63	4.31	3.27	2.42
P2100	P2170-12	15.78	12.06	9.40	7.43	5.93	4.76	3.83	3.09
P2100	P2170-14	20.33	15.41	11.90	9.30	7.32	5.78	4.56	3.58
P2100	P2170-16	16.36	12.33	9.45	7.32	5.70	4.44	3.44	2.63
P2100	P2170-18	14.18	10.57	7.98	6.07	4.62	3.49	2.59	1.86

P2100 Series

Urban Decorative Poles

Hadco poles are available with a wide variety of decorative and functional add-ons, adapters, and accessories. Use in combination with Hadco Poles and Hadco Post Top and Hanging Arms to realize your project's vision.

Post Top Tenon Adapter

example: M0090-A

Product Code		Finish
M0090	4" round pole to 3" OD luminaire tenon	A Black
M0091	3" square pole to 3" OD luminaire tenon	B White
M0093	4" square pole to 3" OD luminaire tenon	G Verde
		H Bronze
		I Gray
		J Green
		Z Custom



Ladder Rest

example: M0012-A

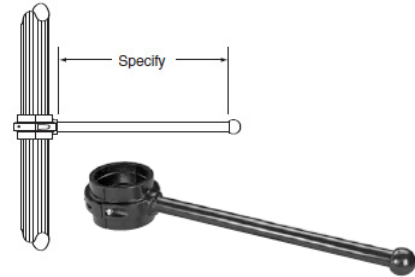
Product Code		Finish
M0012		
M0012	For 3" OD Tenons (includes extended 3" OD top tenon)	A Black
		B White
		G Verde
		H Bronze
		I Gray
		J Green
		Z Custom



Banner Arm Bracket

example: BA31A18B-A

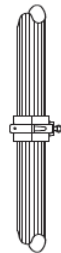
Product Code	Pole Dia.	# of Arms	Materials	Length	Finial	Finish
BA			A		B	
BA	3" 4" 5"	1 One 2 Two at 180°	A Aluminum	18" 24" 30"	B Ball	A Black B White G Verde H Bronze I Gray J Green Z Custom



Tie Down Bracket

example: TD32-H

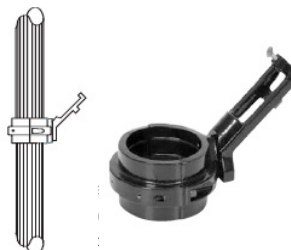
Product Code	Pole Dia.	# of Arms	Finish
TD			
TD	3" 4" 5"	1 One 2 Two at 180°	A Black B White G Verde H Bronze I Gray J Green Z Custom



Flag Holder Bracket

example: FHB411-A

Product Code	Pole Dia.	# of Arms	Length	Finish
FHB			12	
FHB	4" 5"	1 One 2 Two at 180°	12"	A Black B White G Verde H Bronze I Gray J Green Z Custom



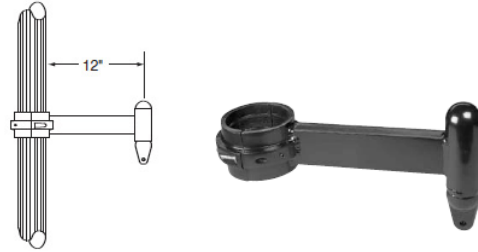
P2100 Series

Urban Decorative Poles

Flower Pot Bracket

example: FPB4212-B

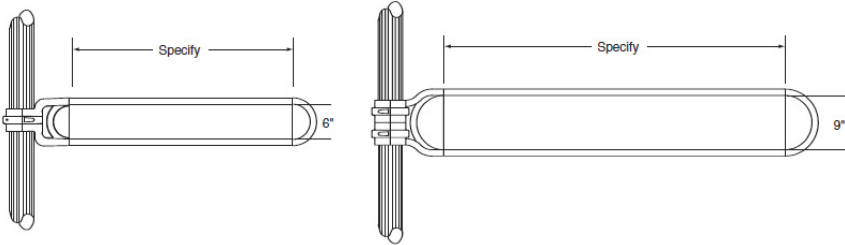
Product Code	Pole Dia.	# of Arms	Length	Finish
<input type="text" value="FPB"/>			<input type="text" value="12"/>	
FPB Flower Pot Bracket	4" 5"	1 One 2 Two at 180°	12"	A Black B White G Verde H Bronze I Gray J Green Z Custom



Street Sign Holder

example: SS5942-A

Product Code	Pole Dia.	Sign Height	Sign Length	Finish
<input type="text" value="SS"/>				
SS Street Sign Holder	4" 5"	6" 9"	24" 30" 36" 42"	A Black B White G Verde H Bronze I Gray J Green Z Custom



Other Adapters & Accessories

example: M0004-A

Product Code	Finish
M0004 Button Eye Photocell - 120V	A Black B White G Verde H Bronze I Gray J Green Z Custom
M0005 Button Eye Photocell - 208V, 240V	
M0080 9-1/2" dia. Pier Base w/ 3" O.D. tenon, 7" bolt circle	

P2100 Series

Urban Decorative Poles

Specifications

Housing

6000 series extruded aluminum alloy.

Anchor Base

356 HM high-strength, low-copper, proprietary cast aluminum alloy. Anchor rods are hot dipped galvanized steel.

Finish

A durable polyurethane enamel finish is applied after assemblies are shot blasted to create a surface profile which allows for the highest level of paint adhesion. Laboratory tested for superior weatherability and fade resistance in accordance with ASTM B-117-64 and ANSI/ASTM G53-77 specifications. For larger projects where a custom color is required, or to match other standard Signify brand finishes such as those from Lumec, Gardco, or the discontinued Hanover brand, contact the factory for more information as most special requests can be accommodated.

Warranty

Hadco aluminum poles are covered by a 5-year structural and finish warranty. Some exceptions apply. For more information visit signify.com/warranties

Outlets

Standard Duplex Outlet (D) includes a universal color-matched metal weatherproof cover. Weatherproof while in use. Heavy-duty all-metal construction. Lockable security cover. Meets NEC 406.9 (B). Weather resistant. Maximum 15A output.

GFI Duplex Outlet (G) includes a dual-function indicator light and universal color-matched metal weatherproof cover. Weatherproof while in use. Heavy-duty all-metal construction. Lockable security cover. Meets NEC 406.9 (B). Weather resistant. Maximum 15A output.

Buy American Act of 1933 (BAA)

This product is manufactured in one of our US factories and, as of the date of this document, this product was considered a commercially available off-the-shelf (COTS) item meeting the requirements of the BAA. This BAA designation hereunder does not address (i) the applicability of, or availability of a waiver under, the Trade Agreements Act, or (ii) the "Buy America" domestic content requirements imposed on states, localities, and other non-federal entities as a condition of receiving funds administered by the Department of Transportation or other federal agencies. Prior to ordering, please visit www.signify.com/baa to view a current list of BAA-compliant products to confirm this product's current compliance.

Build America, Buy America Act (BABA)

BABA establishes the minimum domestic content requirements that federal agencies must apply. This BABA designation does not address the "Buy America" domestic content requirements, which may be stricter, imposed on states, localities, and other non-federal entities as a condition of receiving funds administered by federal agencies. Failure to properly select the "BABA" suffix could result in you receiving product that is not BABA compliant product with no recourse for an RMA or refund.

General Pole Information

Design

EPA specs conform to AASHTO 2001 standard. The poles as charted are designed to withstand dead loads and predicted dynamic loads developed by variable wind pressure with an additional 2.5 gust factor under the following conditions: The charted weights include luminaire(s) and/or mounting bracket(s). Poles installed in areas of known abnormal conditions may require special consideration. For example: coastal areas, airports, and areas of special winds. Poles are designed for ground mounted applications. Poles mounted on structures (such as buildings and bridges) may also necessitate special consideration requiring Hadco's recommendation. Height correction factors and drag coefficients are applied to the entire structure. An appropriate safety factor is maintained based on the minimum yield strength of the material incorporated in the pole.

Warnings

This design information is intended as a general guideline only. The customer is solely responsible for proper selection of pole, luminaire, accessory, and foundation under the given site conditions and intended usage. The addition of any items to the pole, in addition to the luminaire, will dramatically impact the EPA load on that pole. It is strongly recommended that a qualified professional be consulted to analyze the loads given the user's specific needs to ensure proper selection of the pole, luminaire, accessories, and foundation. Hadco assumes no responsibility for such proper analysis or product selections. Failure to ensure proper site analysis, pole selection, loads and installation can result in pole failure, leading to serious injury or property damage.