



by  signify

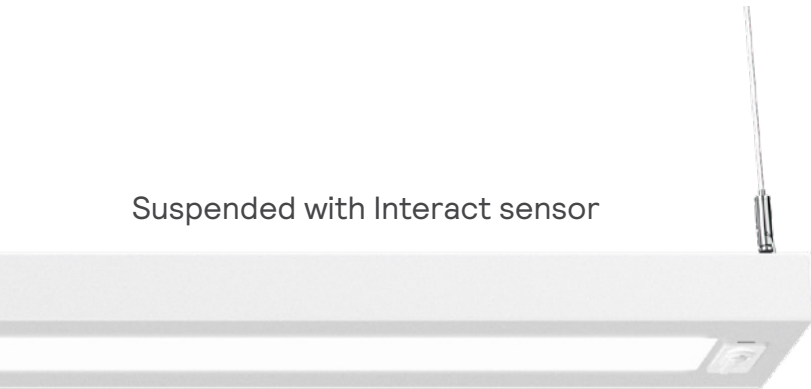
SyncLine

Application Guide

Performance that's in sync with your environment

SyncLine offers a clean, modern, compact aesthetic with a broad choice of optical distributions providing high quality of light and energy efficiency for educational, office, healthcare and public spaces.

Suspended with Interact sensor



Continuous wall mount



Key Features

- 10+ optical configurations with wide indirect distribution
- Single circuit or dual circuit for **independent up/down lighting control**
- AccuRender static and tunable white with **high CRI90+**
- **BioUp tunable technology** to support health & well-being
- **Several control options** (Interact, 0-10V, DALI, Lutron)

Benefits of SyncLine with Interact

Call on climate action. Interact reduces energy consumption when there is no occupancy in the spaces. Turning off or dimming the lighting, collecting occupancy data and interfacing with demand based HVAC systems.

Circular economy. Interact brings utilization and maintenance reports to facilitate serviceability of your assets.

Benefits of SyncLine with BioUp



Supports daytime circadian rhythm for engagement during the day while allowing good sleep quality at night.

Can contribute towards WELL v2 Circadian Lighting Design points by achieving 250 lux M-EDI (D65) at eye level for a period of at least four hours per day.

SyncLine Application Guide

School Hallway (front cover)

Luminaire Schedule

Symbol	Qty	Label	Catalog code	Description
	6	L1	SL06L93530NNAA08	Suspended, Direct/Indirect, CRI90, 3500K, 2000lm/4ft, 30% Down/70% Up, 8ft
	2	L2	SL23L93520NNNA04	Wall Mount, Indirect, CRI90, 3500K, 2000lm/4ft, 100% Up, 4ft

Calculation Summary ⁴

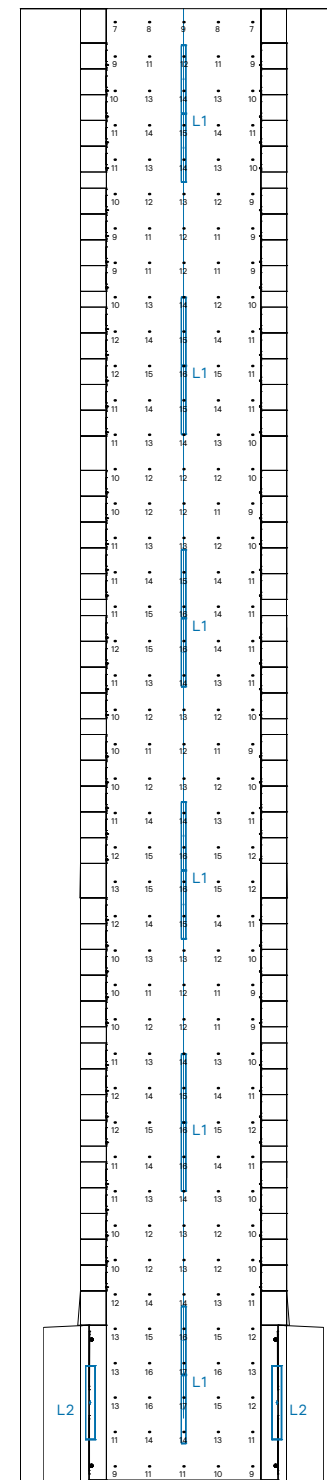
Calc. Type	Units	Average	Maximum	Minimum	Avg./Min.	Max./Min.
Illuminance	fc	12.20	17	7	1.74	2.43

LPD Area Summary

Area	Total Power	LPD
769.5 ft ²	271.2 W	0.352 W/ft ²

Notes:




- Hallway dimensions: 85'L x 9'W x 10'H
- Calculation height & spacing: 2.5' AFF, 2'x2' between points
- LLF: 0.850 (used for all luminaires)
- Meets ANSI/IES RP-10-20+E2, Tables A-1 & A-2 recommended illuminance criteria and uniformity ratios for **circulation corridors**



SyncLine Application Guide

School Classroom

Luminaire Schedule

Symbol	Qty	Label	Catalog code	Description
	3	L2	SL23L93520NNA08	Wall Mount, Indirect, CRI90, 3500K, 2000lm/4ft, 100% Up, 8ft
	4	L1A	SL06L93520NNA04	Suspended, Direct/Indirect, CRI90, 3500K, 2000lm/4ft, 30% Down/70% Up, 4ft
	12	L1B	SL06L93520NNA08	Suspended, Direct/Indirect, CRI90, 3500K, 2000lm/4ft, 30% Down/70% Up, 8ft

Calculation Summary ⁴

Calc. Type	Units	Average	Max.	Min.	Avg./Min.	Max./Min.
Illuminance	fc	37.25	47	18	2.07	2.61

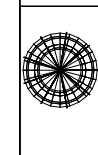
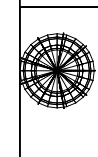
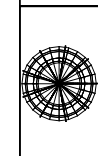
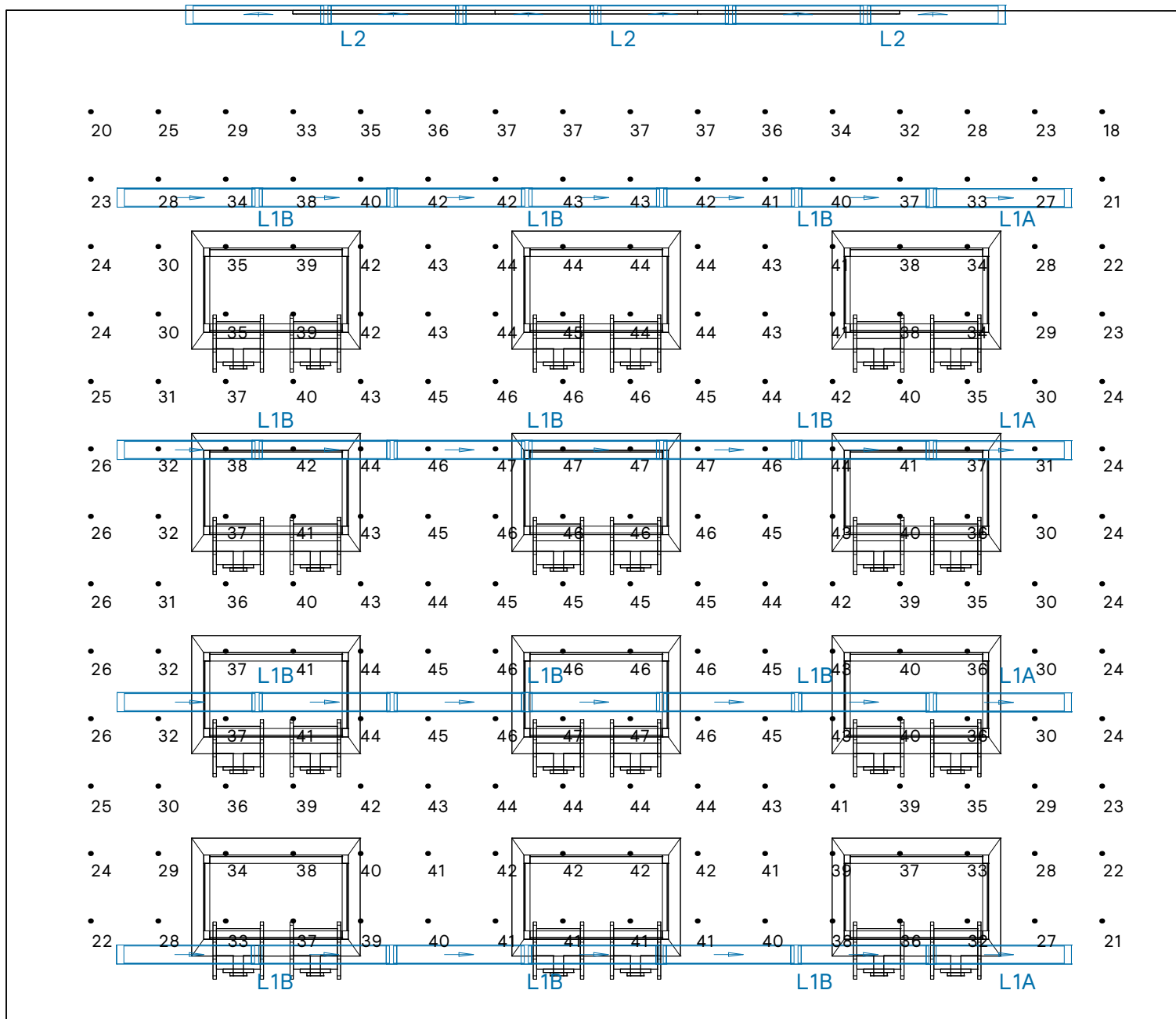
LPD Area Summary

Area	Total Power	LPD
1050 ft ²	528.4 W	0.503 W/ft ²

Notes:

1. Classroom dimensions: 30'L x 35'W x 10'H
2. Calculation height & spacing: 2.5' AFF, 2'x2' between points
3. LLF: 0.850 (used for all luminaires)
4. Meets ANSI/IES RP-3-20+E1, Table A-1 recommended illuminance criteria and uniformity ratios for **spaces specific to educational facilities**








SyncLine Application Guide

Library

Luminaire Schedule

Symbol	Qty	Label	Catalog code	Description
	12	L1A	SL06L93520NNA08	Suspended, Direct/Indirect, CRI90, 3500K, 2000lm/4ft, 30% Down/70% Up, 8ft
	2	L1B	SL06L93520NNA04	Suspended, Direct/Indirect, CRI90, 3500K, 2000lm/4ft, 30% Down/70% Up, 4ft
	24	L1C	SL06L93520NNAD08	Suspended, Direct/Indirect, CRI90, 3500K, 2000lm/4ft, 50% Down/50% Up, 8ft

Calculation Summary ⁴

Calc. Type	Units	Average	Max.	Min.	Avg./Min.	Max./Min.
Illuminance	fc	32.37	47	18	1.80	2.61

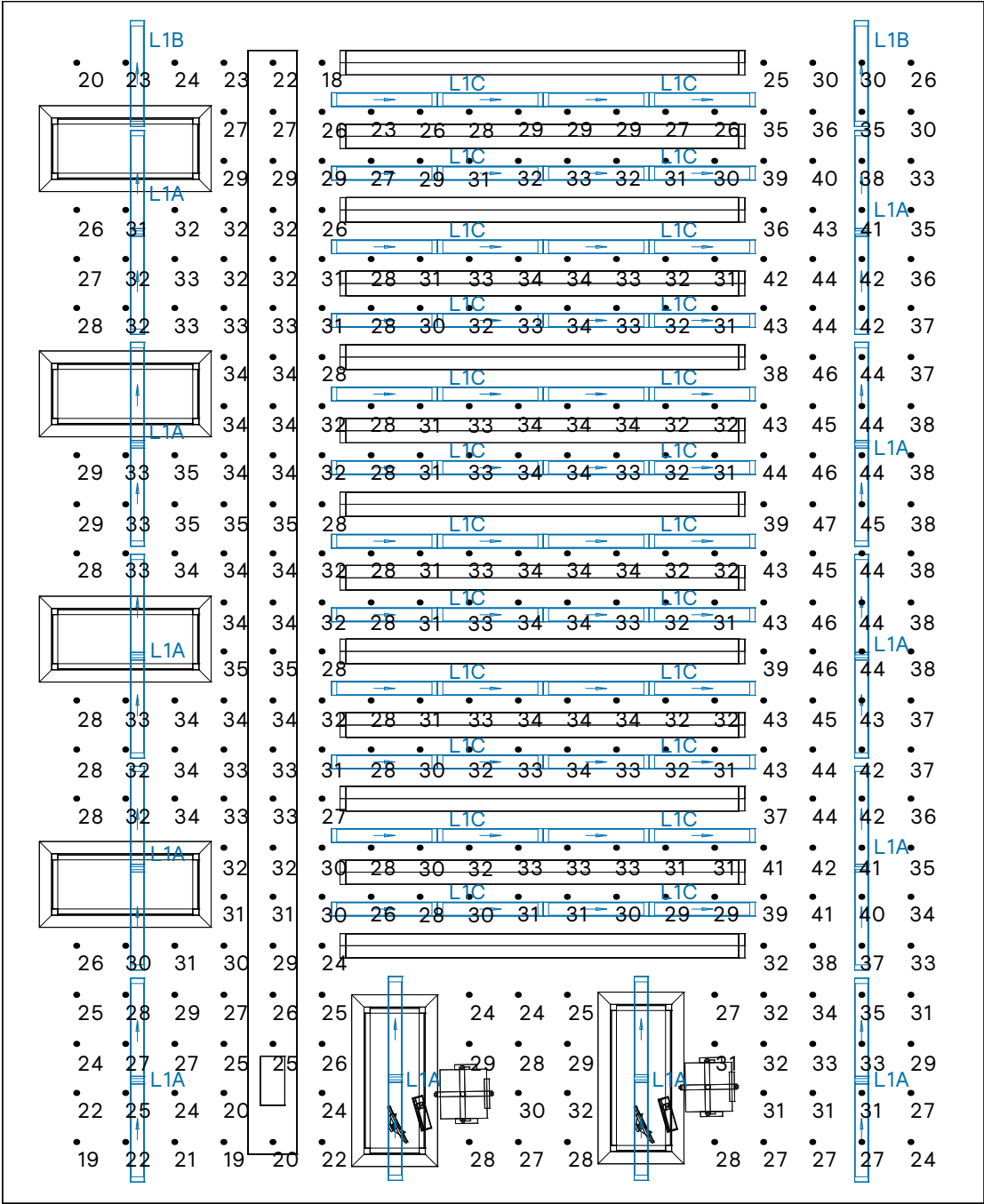
LPD Area Summary

Area	Total Power	LPD
1960 ft ²	1154 W	0.589 W/ft ²

Notes:

1. Library dimensions: 49'L x 40'W x 10'H
2. Calculation height & spacing: 2.5' AFF, 2'x2' between points
3. LLF: 0.850 (used for all luminaires)
4. Meets ANSI/IES RP-4-20+E1, Tables A-1 recommended illuminance criteria and uniformity ratios for **spaces specific to library applications**






SyncLine Application Guide

Office

Luminaire Schedule

Symbol	Qty	Label	Catalog code	Description
	6	L1	SL06L93530NNA08	Suspended, Direct/Indirect, CRI90, 3500K, 2000lm/4ft, 30% Down/70% Up, 8ft

Calculation Summary ⁴

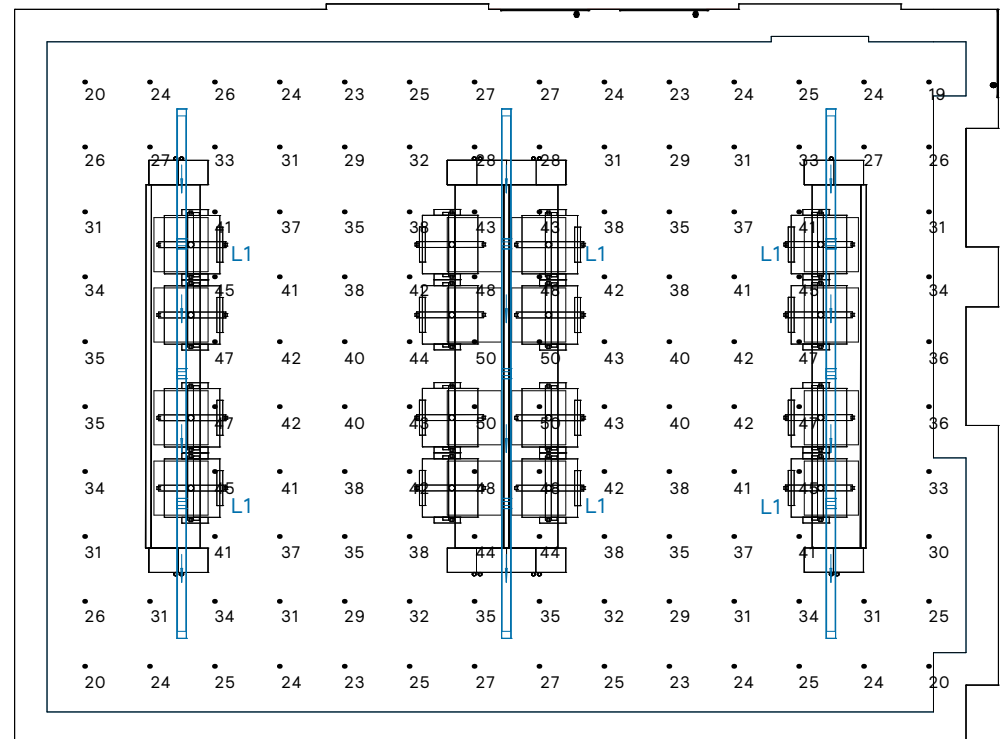
Calc. Type	Units	Avg.	Max.	Min.	Avg./Min.	Max./Min.
Illuminance	fc	34.69	50	19	1.83	2.63

LPD Area Summary

Area	Total Power	LPD
572 ft ²	271.2 W	0.474 W/ft ²

Notes:

- Office dimensions: 27.3'L x 20.6'W x 9'H
- Calculation height & spacing: 2.5' AFF, 2'x2' between points
- LLF: 0.850 (used for all luminaires)
- Meets ANSI/IES RP-10-20+E2, Tables A-1 & A-2 recommended illuminance criteria and uniformity ratios for the most **commonly occurring office tasks**









SyncLine Application Guide

Hospital Waiting Area

Luminaire Schedule

Symbol	Qty	Label	Catalog code	Description
	1	L1A	SL06L93520NNAG08	Suspended, Direct/Indirect, CRI90, 3500K, 2000lm/4ft, 80% Down/20% Up, 8ft
	1	L1B	SL06L93520NNAA04	Suspended, Direct/Indirect, CRI90, 3500K, 2000lm/4ft, 30% Down/70% Up, 4ft
	4	L1C	SL06L93520NNAG08	Suspended, Direct/Indirect, CRI90, 3500K, 2000lm/4ft, 30% Down/70% Up, 8ft
	2	L2	SL26L93530NNAA08	Wall Mount, Direct/Indirect, CRI90, 3500K, 2000lm/4ft, 30% Down/70% Up, 8ft

Calculation Summary ⁴

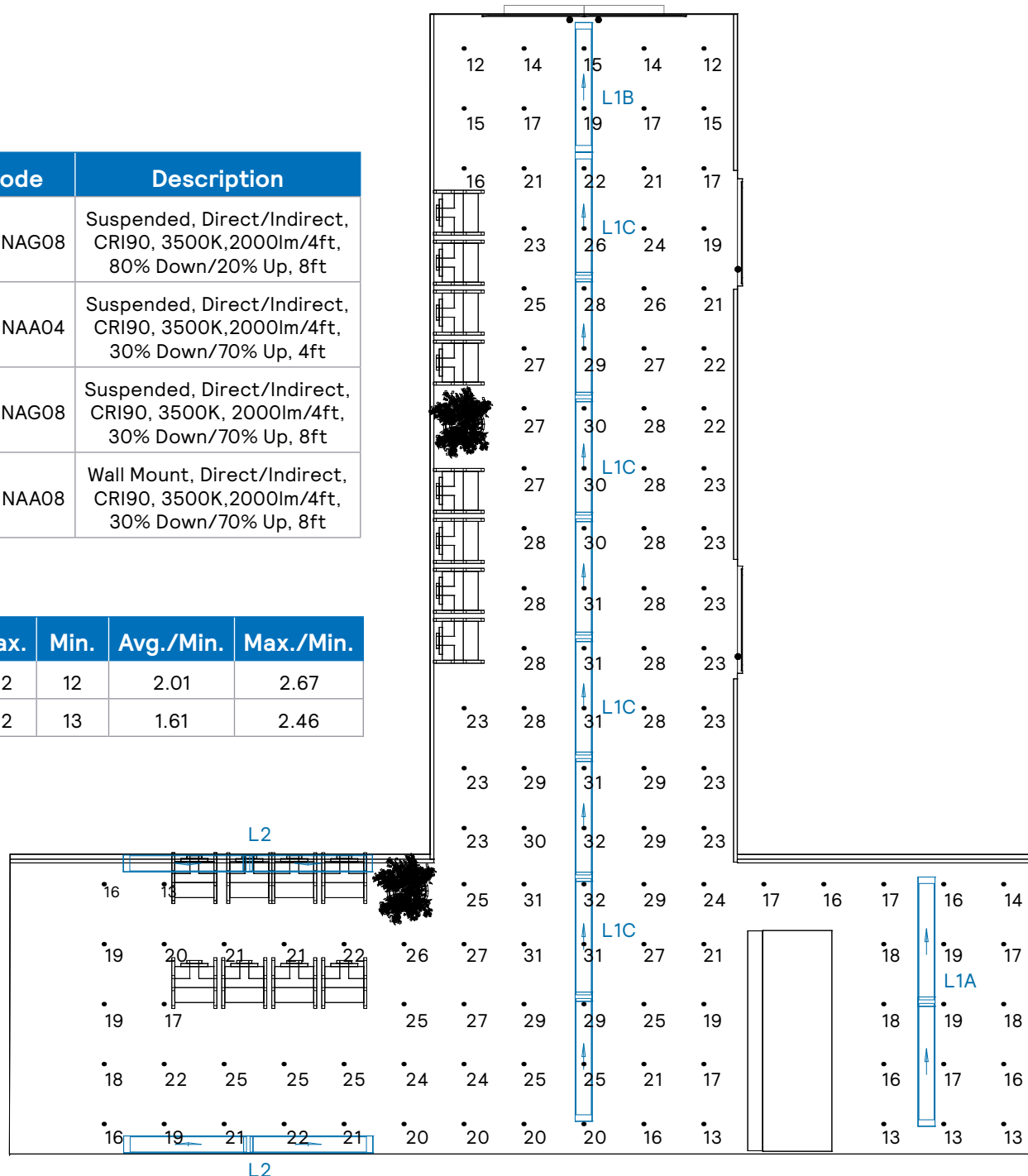
Application	Calc. Type	Units	Avg.	Max.	Min.	Avg./Min.	Max./Min.
Hallway	Illuminance	fc	24.08	32	12	2.01	2.67
Lobby	Illuminance	fc	20.95	32	13	1.61	2.46

LPD Area Summary

Area	Total Power	LPD
630 ft ²	284.6 W	0.452 W/ft ²

Notes:

- Hallway dimension: 28'L x 10.25'W x 10'H
Lobby dimensions: 10'L x 34'W x 10'H
- Calculation height & spacing: 0' AFF, 2'x2' between points
- LLF: 0.850 (used for all luminaires)
- Meets ANSI/IES RP-29-22+E1, Tables A-1 recommended illuminance criteria and uniformity ratios for **spaces specific to hospitals and ambulatory care facilities**







© 2023 Signify Holding. All rights reserved. The information provided herein is subject to change, without notice. Signify does not give any representation or warranty as to the accuracy or completeness of the information included herein and shall not be liable for any action in reliance thereon. The information presented in this document is not intended as any commercial offer and does not form part of any quotation or contract, unless otherwise agreed by Signify. All trademarks are owned by Signify Holding or their respective owners.

Signify North America Corporation
400 Crossing Blvd, Suite 600
Bridgewater, NJ 08807
Telephone 800-555-0050

Signify Canada Ltd.
281 Hillmount Road,
Markham, ON, Canada L6C 2S3
Telephone 800-668-9008