



Lumec's Serenade DSX LED post top luminaires are a beautiful staple of elegance and subtlety with a mighty and brilliant heart. It can be used to accentuate any environment no matter how harsh the prevailing conditions might be. The Serenade is a straightforward, no-nonsense luminaire, designed for performance and reliability.

Project: _____
 Location: _____
 Cat.No: _____
 Type: _____
 Lamps: _____ Qty: _____
 Notes: _____

Ordering guide

Example: S55-72W32LED4K-G3-ACDR-LE3-UNV-SFX-RC-BKTX

Series	LED module	Gen. G3	Globe material	Optical system	Voltage	Driver options	Adapters	Options				Poles/Brackets	Finish
								Receptacle	Control	Luminaire	Decorative		
S55 Serenade DSX S55C1 Serenade DSX S55C2 Serenade DSX	3000K 35W32LED3K 55W32LED3K 55W48LED3K 72W32LED3K 80W48LED3K 108W48LED3K 4000K 35W32LED4K 55W32LED4K 55W48LED4K 72W32LED4K 80W48LED4K 108W48LED4K	G3 Gen 3	ACDR Acrylic globe GL Glass globe	LE2 Type II (ASYM) LE3 Type III (ASYM) LE3W Type III (ASYM) wide LE4 Type IV (ASYM) LE5 ¹ Type V (SYMM)	UNV 120-277V 347 347V 480 480V	DMG 0-10V SRD Sensor ready driver, standard configuration SRD1 Sensor ready driver, alternate configuration	SFOK Oak leaf fitter SFX Standard fitter	RC ^{3,4} Receptacle for twist-lock photocell or shorting cap, 3-pin RCD7 ^{3,4} Receptacle for twist-lock photocell or shorting cap, 7-pin	PH8 ⁵ Twist-lock Photoelectric Cell PH9 ⁵ Shorting cap PHXL ^{2,5} Twist-lock Photoelectric Cell, extended life, UNV (120-277VAC)	HS House Side Shield SP2 Surge protector TN2.875C Fitter to fit over a 2 7/8" (73 mm) O.D. by 4" (102 mm) long tenon TN3 Fitter to fit over a 3" (76 mm) O.D. by 4" (102 mm) long tenon TN3.5 Fitter to fit over a 3 1/2" (89 mm) O.D. by 4" (102 mm) long tenon	BS ⁶ Brass decorative band BSC ⁶ Brass decorative band with clear coat BST Brass decorative cupola BSTC Brass decorative cupola with clear coat CPT Copper decorative cupola CPTC Copper decorative cupola with clear coat CR55 ⁷ Decorative crown FN2 Decorative finial FN3 Decorative finial FN4 Decorative finial FN8 Decorative finial FN9 Decorative finial FN10 Decorative finial FN11 Decorative finial FNC Finial painted copper	Consult signify.com/outdoorluminaires for details and the complete line of Signify poles and brackets.	Textured BE2TX Midnight Blue BE6TX Ocean Blue BE8TX Royal Blue BG2TX Sandstone BKTX Black BRTX Bronze GN4TX Blue Green GN6TX Forest Green GN8TX Dark Forest Green GNTX Green GY3TX Medium Grey RD2TX Burgundy RD4TX Scarlet WHTX White Other GR Gray Sandtex NP Natural Aluminum TG Hammertone Gold

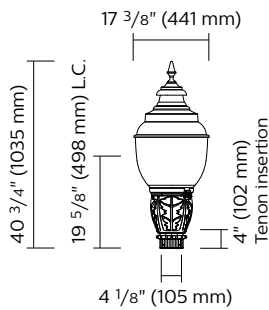
1. Not available with HS option.
 2. Not available 347-480 volt.
 3. Use of photoelectric cell or shorting cap (PH9) is required to ensure proper illumination.
 4. The RC, RCD7 is located on top of the fitter, inside the globe.
 5. RC, RCD or RCD7 must be selected for this option.
 6. Only available with S55C1 and S55C2
 7. Only available with S55



S55 – S55C1-C2 Serenade DSX LED

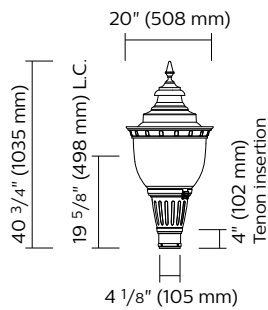
Urban Luminaire

Dimensions



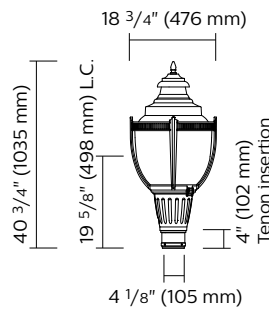
S55-SFOK

EPA: 2.25 sq. ft
Weight: 58 lbs (26.31 kg)



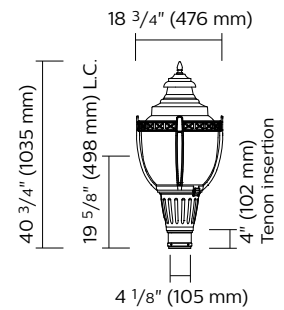
S55-SFX-CR55

EPA: 2.50 sq. ft
Weight: 63 lbs (28.58 kg)



S55C1-SFX

EPA: 2.60 sq. ft
Weight: 62 lbs (28.12 kg)



S55C2-SFX

EPA: 2.57 sq. ft
Weight: 58 lbs (26.31 kg)

Predicted Lumen Depreciation Data

Predicted performance derived from LED manufacturer's data and engineering design estimates, based on IESNA LM-80 methodology. Actual experience may vary due to field application conditions. L₇₀ is the predicted time when LED performance depreciates to 70% of initial lumen output. Calculated per IESNA TM21-11. Published L₇₀ hours limited to 6 times actual LED test hours.

Ambient Temperature °C	Driver mA	Calculated L ₇₀ Hours	L ₇₀ per TM-21	Lumen Maintenance % at 60,000 hrs
35°C	700 mA	>100,000 hours	>60,000 hours	>85%

S55 – S55C1-C2 Serenade DSX LED

Urban Luminaire

LED Wattage and Lumen Values: for S55-S55C1-C2

Ordering Code: (4000K)	Total LEDs	System current (mA)	Average System Watts ¹ (W)	LE2			LE3			LE2W			LE4			LE5		
				Lumen Output ²	BUG Rating	Efficacy (LPW)	Lumen Output ²	BUG Rating	Efficacy (LPW)	Lumen Output ²	BUG Rating	Efficacy (LPW)	Lumen Output ²	BUG Rating	Efficacy (LPW)	Lumen Output ²	BUG Rating	Efficacy (LPW)
Globe 3000K (S55)																		
35W32LED3K-G3-x	32	350	37	4080	B1-U3-G1	110	4185	B1-U3-G2	113	4361	B1-U3-G2	118	4299	B1-U3-G2	116	4560	B3-U3-G2	123
55W32LED3K-G3-x	32	530	54	5803	B2-U3-G2	107	5952	B2-U3-G2	110	6202	B2-U3-G2	115	6113	B1-U3-G2	113	6486	B3-U3-G2	120
72W32LED3K-G3-x	32	700	71	7256	B2-U3-G2	102	7442	B2-U3-G2	105	7756	B2-U3-G3	109	7644	B2-U3-G2	108	8110	B4-U3-G2	114
55W48LED3K-G3-x	48	350	54	6215	B2-U3-G2	116	6375	B2-U3-G2	119	6643	B2-U3-G2	124	6548	B1-U3-G2	122	6947	B3-U3-G2	130
80W48LED3K-G3-x	48	530	80	8855	B2-U3-G2	111	9082	B2-U3-G2	114	9465	B2-U3-G3	118	9328	B2-U3-G3	117	9897	B4-U3-G3	124
108W48LED3K-G3-x	48	700	104	11108	B3-U3-G3	107	11393	B2-U3-G3	110	11873	B3-U3-G3	114	11702	B2-U3-G3	113	12415	B4-U3-G3	119
Globe 4000K (S55)																		
35W32LED4K-G3-x	32	350	37	4284	B1-U3-G1	116	4394	B1-U3-G2	119	4579	B1-U3-G2	124	4513	B1-U3-G2	122	4788	B3-U3-G2	129
55W32LED4K-G3-x	32	530	54	6093	B2-U3-G2	113	6250	B2-U3-G2	116	6513	B2-U3-G2	121	6419	B1-U3-G2	119	6810	B3-U3-G2	126
72W32LED4K-G3-x	32	700	71	7619	B2-U3-G2	107	7814	B2-U3-G2	110	8144	B2-U3-G3	115	8027	B2-U3-G2	113	8516	B4-U3-G3	120
55W48LED4K-G3-x	48	350	54	6526	B2-U3-G2	122	6694	B2-U3-G2	125	6975	B2-U3-G2	130	6875	B1-U3-G2	129	7294	B3-U3-G2	136
80W48LED4K-G3-x	48	530	80	9297	B2-U3-G2	116	9536	B2-U3-G3	119	9938	B2-U3-G3	124	9795	B2-U3-G3	122	10391	B4-U3-G3	130
108W48LED4K-G3-x	48	700	104	11663	B3-U3-G3	112	11963	B3-U3-G3	115	12467	B3-U3-G3	120	12287	B2-U3-G3	118	13036	B4-U3-G3	125
Globe with cage 3000K (S55C1)																		
35W32LED3K-G3-x	32	350	37	3694	B1-U3-G1	100	3793	B1-U3-G1	103	3986	B1-U3-G2	108	3900	B1-U3-G2	105	4224	B3-U3-G2	114
55W32LED3K-G3-x	32	530	54	5253	B1-U3-G1	97	5394	B1-U3-G2	100	5669	B2-U3-G2	105	5547	B1-U3-G2	103	6007	B3-U3-G2	111
72W32LED3K-G3-x	32	700	71	6569	B2-U3-G2	93	6745	B2-U3-G2	95	7088	B2-U3-G3	100	6936	B1-U3-G3	98	7511	B3-U3-G2	106
55W48LED3K-G3-x	48	350	54	5627	B2-U3-G2	105	5778	B1-U3-G2	108	6071	B2-U3-G2	113	5941	B1-U3-G2	111	6434	B3-U3-G2	120
80W48LED3K-G3-x	48	530	80	8016	B2-U3-G2	100	8231	B2-U3-G2	103	8650	B2-U3-G3	108	8464	B2-U3-G3	106	9166	B4-U3-G3	115
108W48LED3K-G3-x	48	700	106	10056	B2-U3-G2	95	10326	B2-U3-G3	97	10851	B2-U3-G3	102	10618	B2-U3-G3	100	11498	B4-U3-G3	108
Globe with cage 4000K (S55C1)																		
35W32LED4K-G3-x	32	350	37	3879	B1-U3-G1	105	3983	B1-U3-G1	108	4185	B1-U3-G2	113	4095	B1-U3-G2	111	4435	B3-U3-G2	120
55W32LED4K-G3-x	32	530	54	5516	B2-U3-G2	102	5664	B1-U3-G2	105	5952	B2-U3-G2	110	5824	B1-U3-G2	108	6307	B3-U3-G2	117
72W32LED4K-G3-x	32	700	71	6898	B2-U3-G2	97	7083	B2-U3-G2	100	7443	B2-U3-G3	105	7283	B1-U3-G3	103	7887	B4-U3-G2	111
55W48LED4K-G3-x	48	350	54	5908	B2-U3-G2	110	6067	B2-U3-G2	113	6375	B2-U3-G2	119	6238	B1-U3-G2	117	6755	B3-U3-G2	126
80W48LED4K-G3-x	48	530	80	8417	B2-U3-G2	105	8643	B2-U3-G2	108	9082	B2-U3-G3	114	8887	B2-U3-G3	111	9624	B4-U3-G3	120
108W48LED4K-G3-x	48	700	106	10559	B2-U3-G2	100	10842	B2-U3-G3	102	11394	B3-U3-G3	107	11149	B2-U3-G3	105	12073	B4-U3-G3	114

Actual performance may vary due to installation variables including optics, mounting/ceiling height, dirt depreciation, light loss factor, etc.; highly recommended to confirm performance with a layout - contact Applications at outdoorlighting.applications@signify.com.

Note: Some data may be scaled based on tests of similar. But not identical luminaires.

Specifications:

Housing

Finial: Decorative cast 356 aluminum, mechanically assembled.

Hood: Spun aluminum 1100 O dome, permanently assembled to the globe.

Guard (S55C1/C2 only): In a round shape, this guard is made of four cast aluminum 356 decorative arms and one decorative ring. The guard is welded to the fitter.

Fitter: Cast aluminum A360.1 c/w 4 set screws 3/8-16 UNC. Fits on a 4"(102mm) outside diameter by 4"(102mm) long tenon.

Access-mechanism

A cast A360.1 aluminum technical ring with latch and hinge. The mechanism shall offer tool free access to the inside of the luminaire. An embedded memory retentive gasket shall ensure weatherproofness.

Light engine

LED engine composed of 5 main components: **Heat Sink / Globe / LED lamp / Driver / Optical System**

Electrical components are RoHS compliant.

LED engine

LED type: Lumileds LUXEON T. Composed of high-performance white LEDs. Color temperature as per ANSI/NEMA bin Neutral White, 4000 Kelvin nominal (3985K +/- 275K or 3710K to 4260K) or Warm white, 3000 Kelvin nominal (3045K +/- 175K or 2870K to 3220K), CRI 70 Min. 75 Typical.

Globe

One-piece, seamless, injection-molded impact-resistant (DR) acrylic or Glass globe having an inner prismatic surface with semi-prismatic house side shield and glare softening prisms on the street side. The smooth external finish offers self-cleaning properties. The globe is permanently sealed onto the access-mechanism.

Heat sink

Made of cast aluminum optimising the LEDs efficiency and life. Product does not use any cooling device with moving parts (only passive cooling device).

Driver

Driver comes standard with dimming compatible 0-10V. High power factor of 95%. Electronic driver, operating range 50/60 Hz. Auto adjusting universal voltage input from 120 to 277 VAC rated for both application line to line or line to neutral, Class I, THD of 20% max. Maximum ambient operating temperature from 40F(40C) to 130F(55C) degrees. Certified in compliance to UL1310 cULus requirement. Dry and damp location. Assembled on a unitized removable tray with Tyco quick disconnect plug resisting to 221F(105C) degrees. The current supplying the LEDs will be reduced by the driver if the driver experiences internal overheating as a protection to the LEDs and the electrical components. Output is protected from short circuits, voltage overload and current overload. Automatic recovery after correction. Standard built in driver surge protection of 2.5kV (min).

S55 – S55C1-C2 Serenade DSX LED

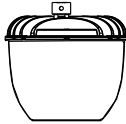
Urban Luminaire

Specifications:

Optical system

Composed of high performance optical grade PMMA acrylic refractor lenses to achieve desired distribution optimized to get maximum spacing, target lumens and a superior lighting uniformity. Optical system is rated IP66. Performance shall be tested per LM 63, LM 79 and TM 15 (IESNA) certifying its photometric performance. Street side indicated.

Prismatic globe: IP66 rated optical system, composed of individual pre-oriented lens to achieve desired distribution, assembled with globe having an inner prismatic surface permanently sealed onto the lower part of the heat sink.



- LE2 - Type II (ASYM)
- LE3 - Type III (ASYM)
- LE3W - Type III (ASYM) Wide
- LE4 - Type IV (ASYM)
- LE5 - Type V (SYMM)


Driver options

DMG: Dimmable driver 0-10V.

SRD: Sensor Ready Driver including SR communication (used for dimming and other functionalities), 24V auxiliary supply and a logical signal input (LSI) connected to the top NEMA twist lock receptacle.

SRD1: Sensor Ready Driver including SR communication (used for dimming and other functionalities) but with 24V auxiliary supply and a logical signal input (LSI) not connected to the top NEMA twist lock.

Luminaire options

BST:	Brass decorative cupola
BSTC:	Brass decorative cupola with clear coat
CPT:	Copper decorative cupola
CPTC:	Copper decorative cupola with clear coat
FN2:	Decorative finial 
FN3:	Decorative finial



FN4: Decorative finial



FN8: Decorative finial



FN9: Decorative finial



FN10: Decorative finial



FN11: Decorative finial



FNC: Finial painted copper

HS: House side shield

PH8: Photoelectric Cell, Twist-lock Type. Allows a 90 degree rotation.



PH9: Shorting cap, Twist-lock Type



PHXL: Extended life photoelectric cell, Twist-lock Type. Allows a 90° rotation.



RC: Receptacle 3 pin

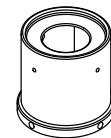


RCD7: Receptacle 7-pins

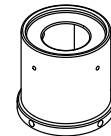


SP2: Integral surge protector

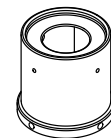
TN2.875: 2-7/8" dia. Tenon adaptor



TN3: 3" dia. Tenon adaptor



TN3.5: 3-1/2" dia. Tenon adaptor



S55 (only)

CR55: Decorative crown

S55C1-C2 (only)

BS: Brass decorative band

BSC: Brass decorative band with clear coat

CU: Copper decorative band

CUC: Copper decorative band with clear coat

S55 – S55C1-C2 Serenade DSX LED

Urban Luminaire

Specifications (continued)

Luminaire options (continued)

Surge Protector

Surge protector tested in accordance with ANSI/IEEE C62.45 per ANSI/IEEE C62.41.2 Scenario I Category C High Exposure 10kV/10kA waveforms for Line Ground, Line Neutral and Neutral Ground, and in accordance with U.S. DOE (Department of Energy) MSSLC (Municipal Solid State Street Lighting Consortium) model specification for LED roadway luminaires electrical immunity requirements for High Test Level 10kV / 10kA. **SP2** 20kV/20kA optional.

Wiring

Gauge (#14) TEW/AWM 1015 or 1230 wires, 6" (152mm) minimum exceeding from luminaire.

Hardware


All exposed screws shall be complete with Ceramic primer-seal base coat to reduce seizing of the parts and offers a high resistance to corrosion. All seals and sealing devices are made and/or lined with EPDM and/or silicone and/or rubber.

Luminaire adapters

SFOK: Oak leaf fitter. Fits on a 4" (102mm) outside diameter by 4" (102mm) long tenon.



SFX: Standard fitter. Fits on a 4" (102mm) outside diameter by 4" (102mm) long tenon.



Finish

In accordance with the AAMA 2603 standard. Application of polyester powder coat paint (4 mils/100 microns) with +/- 1 mils/24 microns of tolerance. The Thermosetting resins provides a discoloration resistant finish in accordance with the ASTM D2244 standard, as well as luster retention in keeping with the ASTM D523 standard and humidity proof in accordance with the ASTM D2247 standard. The surface treatment achieves a minimum of 2000 hours for salt spray resistant finish in accordance with testing performed and per ASTM B117 standard.

Finish Options Include:

BE2TX: Textured Midnight Blue
BE6TX: Textured Ocean Blue
BE8TX: Textured Royal Blue
BG2TX: Textured Sandstone
BKTX: Textured Black
BRTX: Textured Bronze
GN4TX: Textured Blue Green
GN6TX: Textured Forest Green
GN8TX: Textured Dark Forest Green
GNTX: Textured Green
GR: Gray Sandtex
GY3TX: Textured Medium Grey
NP: Natural Aluminum
RD2TX: Textured Burgundy
RD4TX: Textured Scarlet
TG: Hammer-tone Gold
WHTX: Textured White

Luminaire useful life

Refer to IES files for energy consumption and delivered lumens for each option. Based on ISTMT in situ thermal testing in accordance with UL1598 and UL8750, System Reliability Tool, Advance data and Lumileds LM-80/TM-21 data, expected to reach 100,000+ hours with >L70 lumen maintenance @ 25°C (32LED's at 1050mA is 88,000). Luminaire Useful Life accounts for LED lumen maintenance AND all of these additional factors including: LED life, driver life, PCB substrate, solder joints, on/off cycles, burning hours and corrosion. Entire luminaire is rated for operation in ambient temperature of -40°C / -40°F up to +35°C / +95°F.

LED products (manufacturing standard)

The electronic components sensitive to electrostatic discharge (ESD) such as light emitting diodes (LEDs) are assembled in compliance with IEC61340 5 1 and ANSI/ESD S20.20 standards so as to eliminate ESD events that could decrease the useful life of the product.

Quality control

Manufactured to ISO 9001 2015 standards and ISO 14001-2015 International Quality Standards Certification.

Certifications and Compliance


cULus Listed for Canada and USA. Serenade LED luminaires are DesignLights Consortium qualified.

S55 – S55C1-C2 Serenade DSX LED

Urban Luminaire

Specifications (continued):

Poles & Brackets Sample configurations.



Luminaire: S55-SFOK-FN10
Pole: APR4-LBC3

Luminaire: S55-SFX-CR55-FN10
Pole: RTA126-BA

Luminaire: S55C1-SFOK-FN10
Pole: RTA61-PS



© 2023 Signify Holding. All rights reserved. The information provided herein is subject to change, without notice. Signify does not give any representation or warranty as to the accuracy or completeness of the information included herein and shall not be liable for any action in reliance thereon. The information presented in this document is not intended as any commercial offer and does not form part of any quotation or contract, unless otherwise agreed by Signify.

Signify North America Corporation
400 Crossing Blvd, Suite 600
Bridgewater, NJ 08807
Telephone: 800-555-0050

Signify Canada Ltd.
281 Hillmount Road,
Markham, ON, Canada L6C 2S3
Telephone 800-668-9008

All trademarks are owned by Signify Holding or their respective owners.