

Day-Brite

CFI

by  Signify

Industrial

FBZ

High bay




Less is More

Performance with Simplicity and Efficiency

Best in class optics with less fixtures

FBZ's targeted optics solution puts the lighting where you need it all while offering you a leaner design resulting in fewer luminaires and less complexity.



On average, a typical application with FBZ versus alternate products can use

up to 38%*
fewer fixtures

* Based on a typical warehouse aisle application (10' x 300' x 28') using closest competitor comparison luminaires. Actual savings may vary depending on application.



Smart lighting capable

Maximize your efficiency with adaptive and future proof Interact Pro scalable controls



Better overall efficiency¹

A 13% overall improved efficacy rating contributes to a better overall cost of ownership.



Better Performance

A new, efficient design expands this luminaire's application to a host of non-climate controlled spaces

1. Compared to our previous generation luminaire.

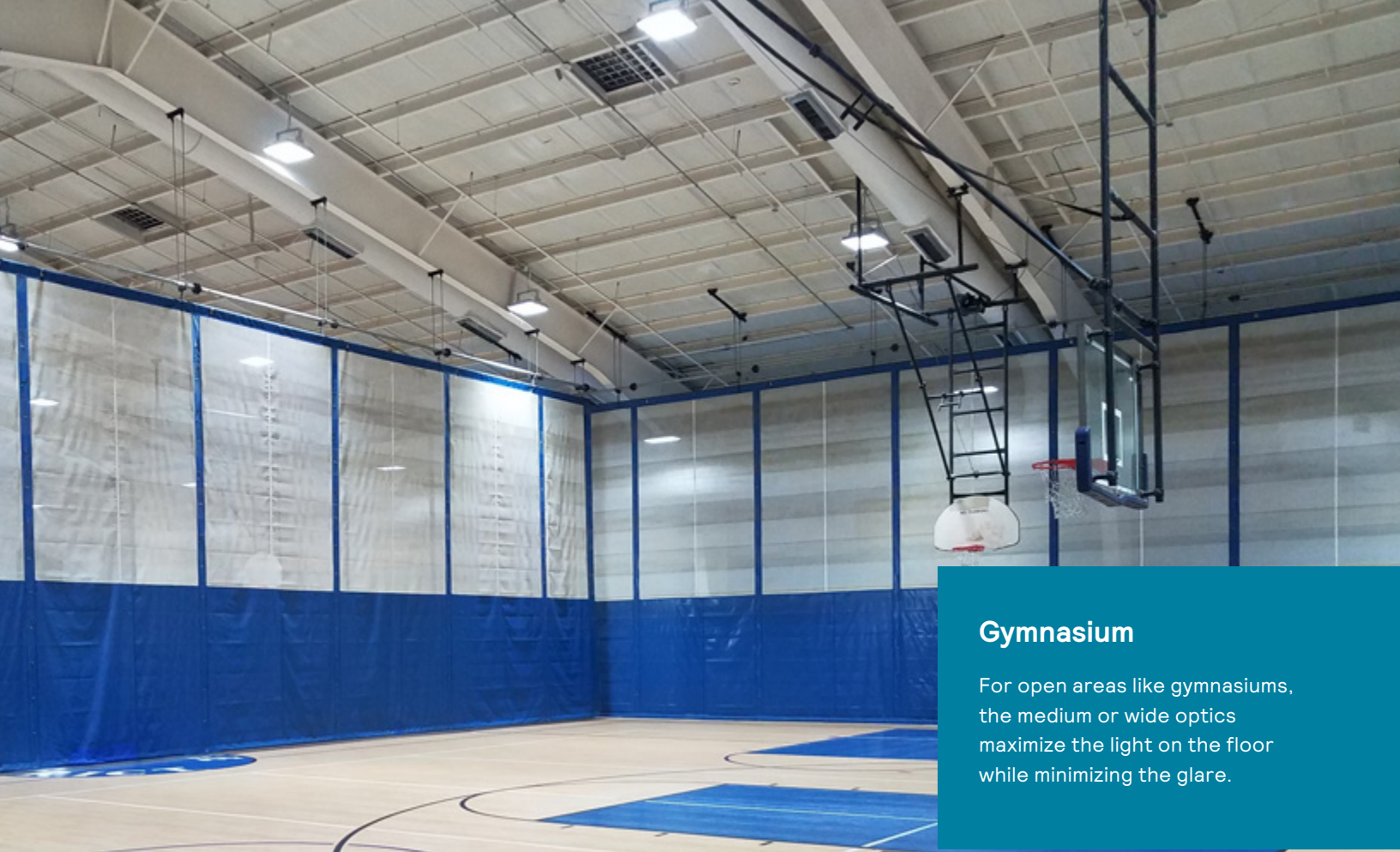
Lighting efficiency at its very best

Perfect for a wide range of applications

Featuring a small form factor with a wide range of lumen packages and optical distributions, there is an abundance of both value and performance. The FBZ contains features, options, and accessories, including scalable Interact controls, that allow it to fit into areas from education to warehousing.

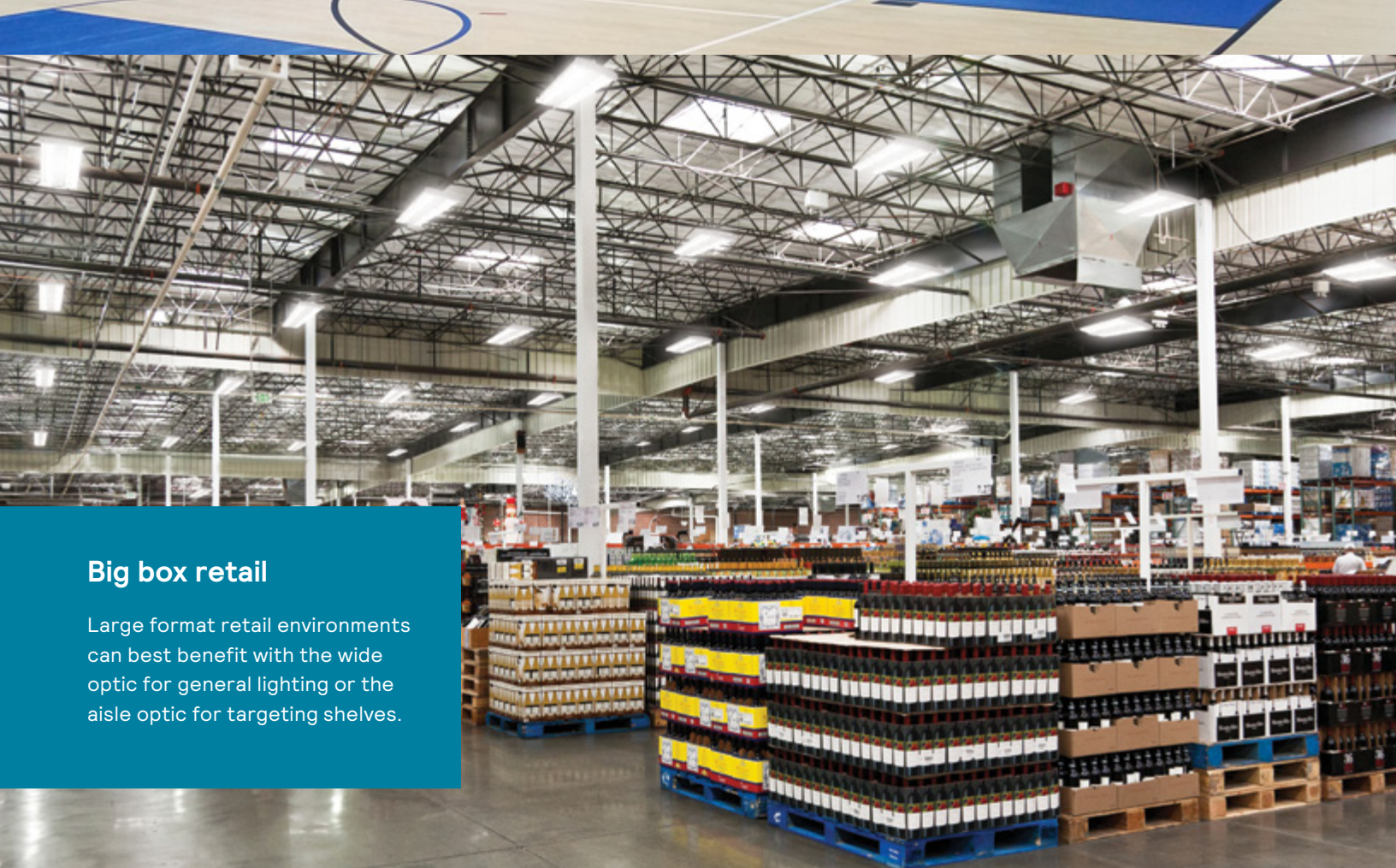
Warehouse

Diverse needs in a warehouse can be met with a narrow optic for high ceilings, the medium and wide optics for general areas, or the aisle optic for optimized storage areas.



Gymnasium

For open areas like gymnasiums, the medium or wide optics maximize the light on the floor while minimizing the glare.



Big box retail

Large format retail environments can best benefit with the wide optic for general lighting or the aisle optic for targeting shelves.

FBZ LED high bay

Application guide

Features

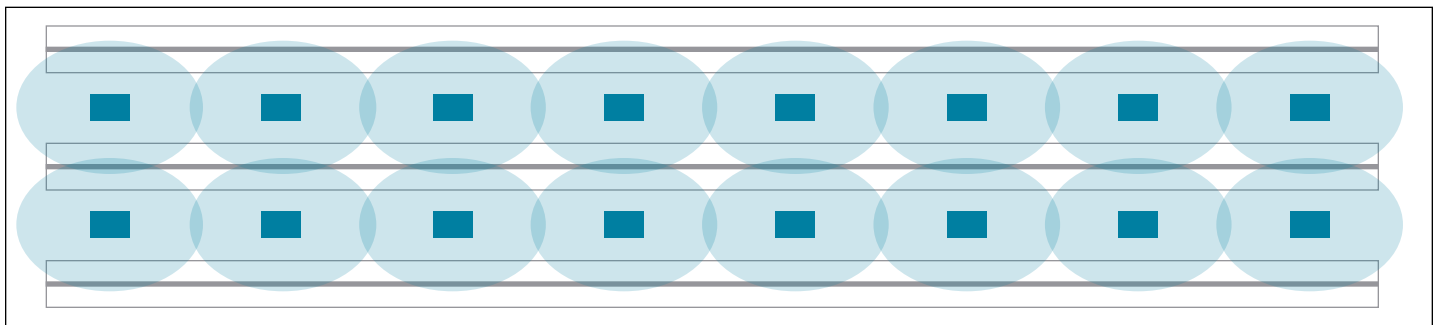
- 8,000–60,000 lumens
- Available in two housing sizes
- Up to 175 lm/W @ 4000K (standard efficacy with 80 CRI)
- 55°C standard ambient temperature (65°C on select lumen packages)
- Integrated control options (including Interact Pro scalable)
- UL damp location listed
- DLC Premium and Standard options



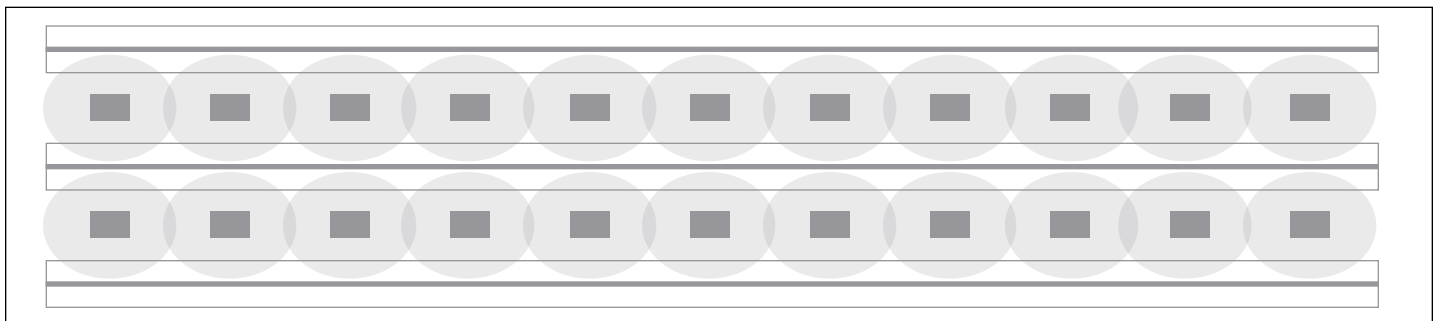
Depth of 3 3/8" (86mm)



Warehouse aisle example



FBZ (8 fixtures per aisle)



Competitor A (11 fixtures per aisle)

Luminaire Schedule

Qty	Description	Lum. Watts	Lum. Lumens	Mounting Height	Spacing	Aisle W x L	LPD
8	FBZ aisle optic	153	24024	28 ft	38 ft	10 ft x 300 ft	0.41 W/sq ft
11	Competitor A	147.85	24461	28 ft	27 ft	10 ft x 300 ft	0.54 W/sq ft
10	Competitor B	172.33	25082	28 ft	30 ft	10 ft x 300 ft	0.57 W/sq ft
10	Competitor C	149.52	24001	28 ft	30 ft	10 ft x 300 ft	0.50 W/sq ft
13	Competitor D	157.82	24180	28 ft	24 ft	10 ft x 300 ft	0.68 W/sq ft

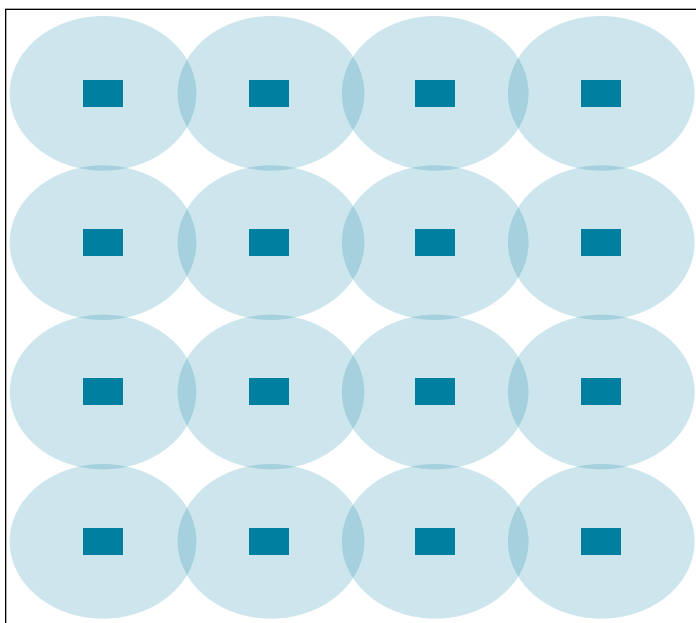
Calculation Summary

Label	Avg	Max	Min	Avg/Min	Max/Min
FBZ-A	33.44	42.60	15.90	2.10	2.68
Competitor A	30.64	38.70	12.50	2.45	3.10
Competitor B	30.76	37.40	14.40	2.14	2.60
Competitor C	32.48	40.40	13.60	2.39	2.97
Competitor D	28.23	32.40	19.90	1.42	1.63


FBZ LED high bay

Application guide

Warehouse narrow example



FBZ (16 fixtures)



Competitor A (20 fixtures)

Luminaire Schedule

Qty	Description	Lum. Watts	Lum. Lumens	Mounting Height	Spacing	Area W x L	LPD
16	FBZ narrow optic	151	24390	45 ft	25 ft x 25 ft	100 ft x 100 ft	0.24 W/sq ft
20	Competitor A	147.85	24461	45 ft	25 ft x 20 ft	100 ft x 100 ft	0.30 W/sq ft
20	Competitor B	172.33	25082	45 ft	25 ft x 20 ft	100 ft x 100 ft	0.34 W/sq ft
20	Competitor C	149.52	24001	45 ft	25 ft x 20 ft	100 ft x 100 ft	0.30 W/sq ft
20	Competitor D	157.82	24180	45 ft	25 ft x 20 ft	100 ft x 100 ft	0.32 W/sq ft

Calculation Summary

Label	Avg	Max	Min	Avg/Min	Max/Min
FBZ narrow optic	32.47	41	16	2.03	2.56
Competitor A	30.89	40.2	16.4	1.88	2.45
Competitor B	33.58	42.6	17.7	1.9	2.41
Competitor C	32.28	43	16.3	1.98	2.64
Competitor D	28.8	36.7	15.6	1.85	2.35

High Bay Performance Driven Application

Distribution, temperature, LPW, High lumens, ratings (IP, Nema4x, NSF), other unique needs

Fixture	Protection	Warehouse/ Distribution	General Area	Assembly/Light Manufacturing	Weld Shop	Cold Storage	Maintenance/ Service Bay	Machine Shop	Heavy Manufacturing
FCY/FCX	Frosted Acrylic lens/ -20C to 45C								
HCY/HCX	Die cast/ IP65/ poly carb/-20C to 50C								
FBY	Frosted Acrylic lens/ -20C to 45C								
FBX	Acrylic lens/ -35C to 40C, 50, 55, 65C								
FBZ	Acrylic lens/ -35C to 55C, 65C tent								
HBY	Die cast/ IP65/ Temp glass lens/ -20C to 55C / Xtreme								

Least to Most appropriate





Step 1:

Start simple and lay the foundation

- ✓ Smart lighting with luminaire integrated occupancy and daylight sensor.
- ✓ Simply connect the Interact Ready luminaires, retrofit kits and lamps with the intuitive Interact Pro app through a Bluetooth connection.
- ✓ Add sensors, switches, 3rd party 0-10V or phase dimming luminaires.
- ✓ Set-up is simple and straightforward, just like SpaceWise: no need for additional wiring or access to the building's internet connection.
- ✓ Save up to 80% on installation and material cost compared with more complex systems.¹
- ✓ Boost energy savings up to 75% with the unique adaptive dimming and dwell time features.²
- ✓ Sensor mounting heights for high bay applications range from 13-52ft with maximum spacing up to 98ft between luminaires.

Step 2:

Scale up for more benefits by adding a gateway

- ✓ Instant access to cloud-based benefits and functionality such as scheduling, remote access, adaptation and energy monitoring, light point information regarding lifetime and health, as well as regular feature updates.
- ✓ Integrate with utilities for Open ADR based demand response strategy.
- ✓ As your system grows, you can keep and build on all previously installed light points.
- ✓ Up to 150 luminaires can be added to a network. Gateways can be spaced up to 33 ft from two light points.

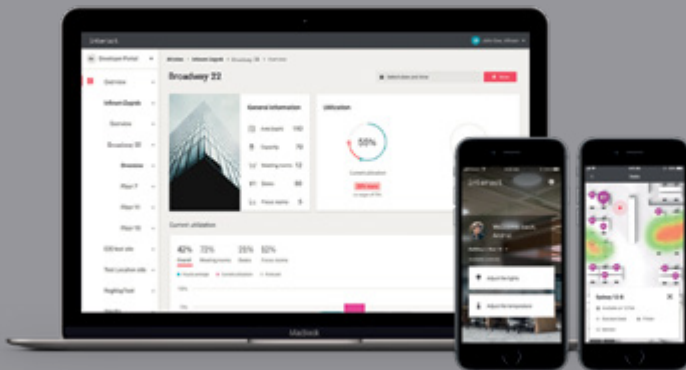


Interact Pro scalable High bay sensor

Step 3:

Tap the full potential of the IoT

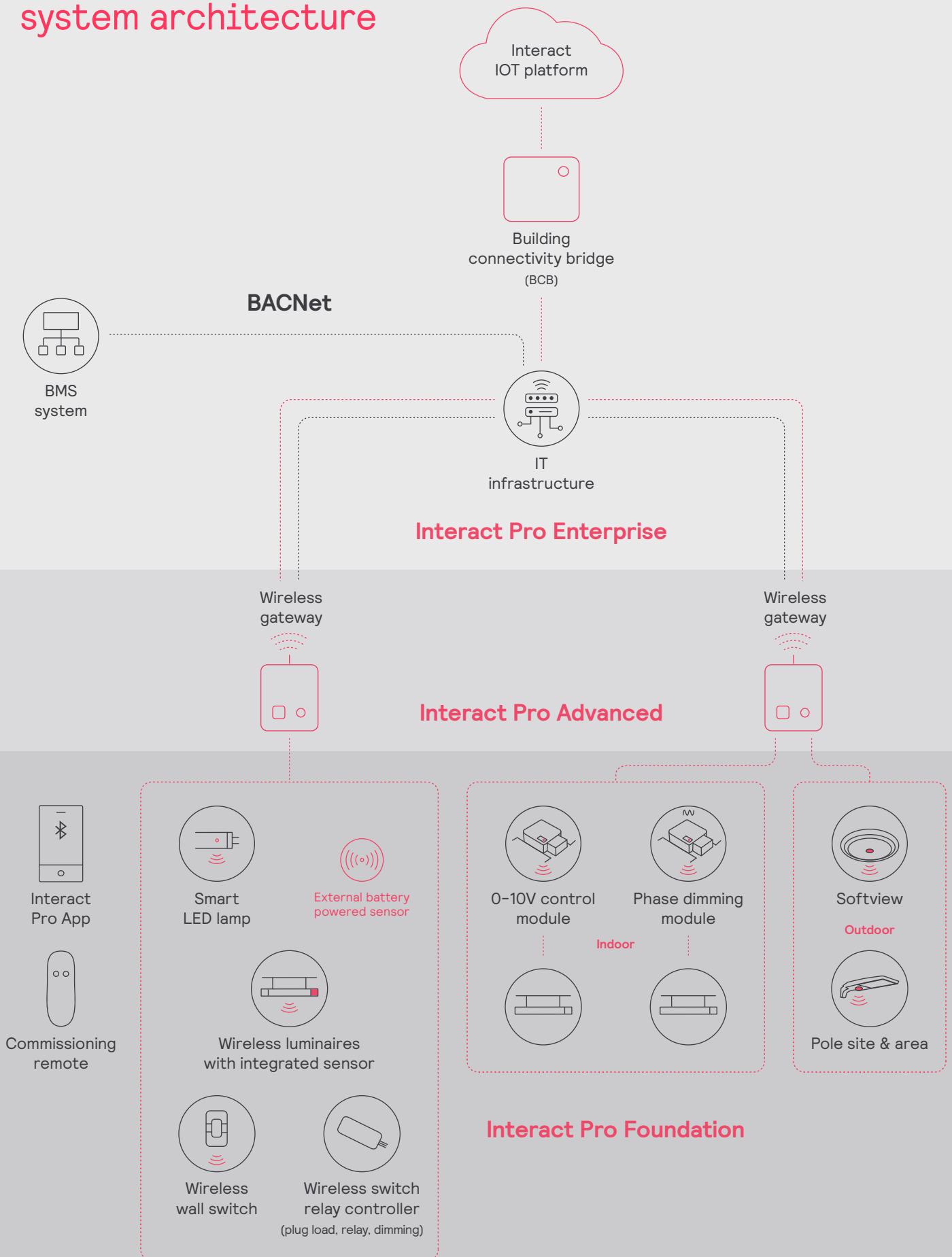
- ✓ Access to occupancy, asset health and environmental sensing data.
- ✓ Optimize workspace quality, improve safety and productivity and boost employee engagement – even across multi-sites.
- ✓ Unlock more savings with BMS integration.
- ✓ Minimize waste with real time way-finding and desk/room booking tools.



Learn more about the benefits of Interact for SME at: www.interact-lighting.com/interactproscalablesystem

1. Compared to wired networked lighting control systems.
 2. Based on installation in the GSA-operated Metcalfe Federal Building located in Chicago, Illinois. This project was installed under the GSA Green Proving Ground Program. <https://www.assets.signify.com/is/content/Signify/Assets/philips-lighting/united-states/20201013-gpg-findings-integrated-with-alc.pdf>

Interact Pro scalable system architecture





© 2022 Signify Holding. All rights reserved. The information provided herein is subject to change, without notice. Signify does not give any representation or warranty as to the accuracy or completeness of the information included herein and shall not be liable for any action in reliance thereon. The information presented in this document is not intended as any commercial offer and does not form part of any quotation or contract, unless otherwise agreed by Signify.

Signify North America Corporation
400 Crossing Blvd, Suite 600
Bridgewater, NJ 08807
Telephone: 855-486-2216

Signify Canada Ltd.
281 Hillmount Road,
Markham, ON, Canada L6C 2S3
Telephone: 800-668-9008

All trademarks are owned by Signify Holding or their respective owners.