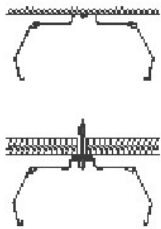


INSTALLATION INSTRUCTIONS

WBK

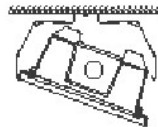
CAUTION: THE INSTALLATION AND SERVICING OF THIS PRODUCT SHOULD BE PERFORMED BY A QUALIFIED ELECTRICIAN OR SERVICE PERSONNEL
ATTENTION : L'INSTALLATION ET L'ENTRETIEN DE CE PRODUIT DOIVENT ÊTRE EFFECTUÉS PAR UN ÉLECTRICIEN OU UN MEMBRE DU PERSONNEL QUALIFIÉ.

MOUNTING BRACKET

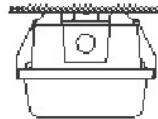


Install Mounting Bracket
- Screw Hardware by Others
- T-Bar Mounting Hardware by Others

FIXTURE INSTALLATION



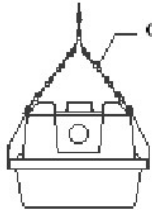
Install One Side of Housing into Bracket



Rotate Up and Snap Other Side of Housing into Bracket

Install diffuser once unit is securely installed with bracket.

CHAIN HANGING



Chain & S Hook by Others

CAUTION: This fixture is designed for permanent installation in ordinary (Non-Hazardous) locations in accordance with the National Electrical Code and all applicable local codes. Do not use in areas of limited ventilation or in high ambient enclosures. The lamp and fixture operate at high temperatures. Contact with combustible materials can cause fire and personal contact can cause severe burns.

Day-Brite

CFI

by ©ignify

Signify North America Corporation
200 Franklin Square Drive
Somerset NJ 08873, USA
Phone: 855-486-2216
www.day-brite.com

Signify Canada Ltd./Signify Canada Ltée. 281
Hillmount Road,
Markham, ON, Canada L6C 2S3
Phone: 800-658-9008
www.cfi-lighting.com