

Day-Brite



by Signify

Industrial

5FL specification

up to 14,000 lumens



Day-Brite / CFI 5FL LED specification industrial is a high performing luminaire delivering smooth diffuse light ideal for industrial or commercial applications.

Project: _____
 Location: _____
 Cat.No: _____
 Type: _____
 Lumens: _____ Qty: _____
 Notes: _____

Ordering guide

Example: 5FL440L840-PP2-UNV-DIM

Series	Length (nominal)	Lumens ¹ (nominal)	Color temp.	Reflector	Voltage	Driver	Options
5FL						DIM	
5FL LED specification industrial	4' length	40L 4,000 lumens 55L 5,500 lumens 70L 7,000 lumens	835 80 CRI, 3500K 840 80 CRI, 4000K 850 80 CRI, 5000K	PP2 Slotted upright PPS Solid	UNV Universal voltage 120-277V 347 347V	DIM Dimming 0-10V 1% dimming	BSLI0LST Factory wired Bodine integral emergency pack. Nominal 1100-1400 lumens LSXR10 ² Motion detector (ON/OFF) LSXR10HL ² Motion detector (ON/DIM to 10%) SNH200 Integral EasySense sensor, daylighting with advanced grouping NLENS No diffusing lens
	8' length	80L 8,000 lumens 110L 11,000 lumens 140L 14,000 lumens					

- Nominal delivered lumens at 25°C ambient
- Not for use with SNH200 option

Accessories (order separately)

- E4-HKK - Sliding hanger bracket with 7/8" hole (one)
- E4-HKS - Sliding hanger bracket with 1/4" x 1" slot (one)
- FL-123 - 5' chain (w/S-hooks) set
- 5F-IJ - Heavy duty in-line coupler
- 5F-DEK - Reflector end caps

General notes

- All options are factory installed.
- All accessories are field installed.
- Many luminaire components, such as reflectors, refractors, lenses, sockets, lampholders, and LEDs are made from various types of plastics which can be adversely affected by airborne contaminants. If sulfur based chemicals, petroleum based products, cleaning solutions, or other contaminants are expected in the intended area of use, consult factory for compatibility.



5FL LED specification industrial

Up to 14,000 lumens

Construction/Finish

- High reflectance white powder coat finish.
- Can be surface mounted or suspended.
- Top and end 7/8" K.O. for easy through wiring.
- Slotted reflector provides approximately 4% uplight.
- 8' tandem unit is two 4' optical assemblies with a full length chassis.
- Rosted acrylic lens for glare control is standard. May be ordered without lens.
- ETL Listed to meet UL 1598 standards. Suitable for use in damp location and -20°C to 40°C ambient.
- Dimming drivers are standard. Control is 0-10V DC.
- LED light engines and drivers are field replaceable.
- Components are RoHS compliant.

• L70 LED predicted lumen maintenance >100,000 hours.

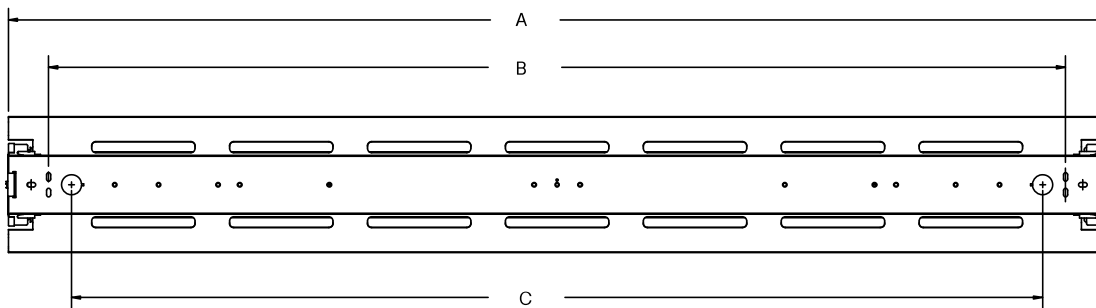
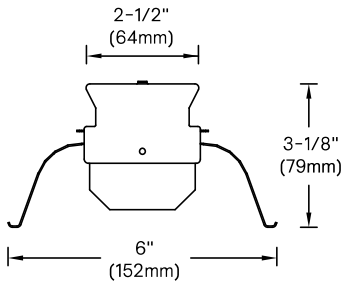
• 5 year manufacturer's limited warranty. Visit www.signify.com/warranties for complete warranty information.

SNH200 EasySense

- Philips field apps allow programming of occupancy & daylight sensing parameters and fine-tuning of light levels during installation. It can also be used for grouping of fixtures.
- Download "Philips field apps" from the Google Play Store.
- Register for the commissioning app at <http://registration.componentcloud.philips.com/appregistration/>.
- The app works on certain Android phones with NFC or IR. See

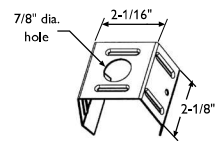
Recommended Phones and the EasySense App User Manual in the download section at <http://www.usa.lighting.philips.com/products/lighting-components/easysense> and follow the "View Downloads" link to register for access to the download area. Navigate to Connected-Lighting-Components and then Philips-EasySense-Sensors to find downloads.

Dimensions

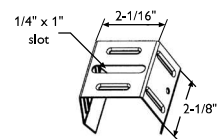


Dimensions	A (length)	B (Chain/'S' hook locations)	C (7/8" KO locations)
4' Unit	47-3/4"	44-1/4"	42-1/4"
8' Tandem Unit	95-1/2"	92"	90"

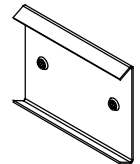
E4-HKK mounting bracket



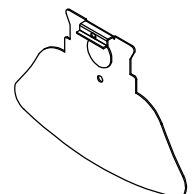
E4-HKS mounting bracket



5F-IJ in-line coupler



5F-DEK end cap



5FL LED specification industrial

Up to 14,000 lumens

Photometry

5FL LED specification industrial, slotted upright reflector, 4000 nominal delivered lumens

LER - 150

Catalog No. 5FL440L840-PP2-UNV-DIM Test No. 40777 S/MH 1.3 Lamp Type LED Lumens 4105 Input Watts 27 Comparative yearly lighting energy cost per 1000 lumens – \$1.59 based on 3000 hrs. and \$.08 pwr KWH. The photometric results were obtained in the Day-Brite laboratory which is NVLAP accredited by the National Institute of Standards and Technology. Photometric values based on test performed in compliance with LM-79.	Candlepower	Light Distribution	Average Luminance																																																																																																																																																
	<table border="1"> <thead> <tr> <th>Angle</th> <th>End</th> <th>45</th> <th>Cross</th> <th>Back-45</th> </tr> </thead> <tbody> <tr><td>0</td><td>1397</td><td>1397</td><td>1397</td><td>1397</td></tr> <tr><td>5</td><td>1369</td><td>1394</td><td>1404</td><td>1394</td></tr> <tr><td>15</td><td>1314</td><td>1354</td><td>1378</td><td>1354</td></tr> <tr><td>25</td><td>1205</td><td>1276</td><td>1322</td><td>1276</td></tr> <tr><td>35</td><td>1043</td><td>1162</td><td>1220</td><td>1162</td></tr> <tr><td>45</td><td>843</td><td>1005</td><td>1066</td><td>1005</td></tr> <tr><td>55</td><td>622</td><td>809</td><td>746</td><td>809</td></tr> <tr><td>65</td><td>379</td><td>484</td><td>314</td><td>484</td></tr> <tr><td>75</td><td>190</td><td>183</td><td>153</td><td>183</td></tr> <tr><td>85</td><td>38</td><td>74</td><td>109</td><td>74</td></tr> <tr><td>95</td><td>0</td><td>66</td><td>87</td><td>66</td></tr> <tr><td>105</td><td>0</td><td>63</td><td>80</td><td>63</td></tr> <tr><td>115</td><td>0</td><td>34</td><td>58</td><td>34</td></tr> <tr><td>125</td><td>0</td><td>14</td><td>33</td><td>14</td></tr> <tr><td>135</td><td>0</td><td>1</td><td>16</td><td>1</td></tr> <tr><td>145</td><td>0</td><td>0</td><td>2</td><td>0</td></tr> <tr><td>155</td><td>0</td><td>0</td><td>0</td><td>0</td></tr> <tr><td>165</td><td>0</td><td>0</td><td>0</td><td>0</td></tr> <tr><td>175</td><td>0</td><td>0</td><td>0</td><td>0</td></tr> </tbody> </table>	Angle	End	45	Cross	Back-45	0	1397	1397	1397	1397	5	1369	1394	1404	1394	15	1314	1354	1378	1354	25	1205	1276	1322	1276	35	1043	1162	1220	1162	45	843	1005	1066	1005	55	622	809	746	809	65	379	484	314	484	75	190	183	153	183	85	38	74	109	74	95	0	66	87	66	105	0	63	80	63	115	0	34	58	34	125	0	14	33	14	135	0	1	16	1	145	0	0	2	0	155	0	0	0	0	165	0	0	0	0	175	0	0	0	0	<table border="1"> <thead> <tr> <th>Degrees</th> <th>Lumens</th> <th>% Luminaire</th> </tr> </thead> <tbody> <tr><td>0-30</td><td>1100</td><td>26.8</td></tr> <tr><td>0-40</td><td>1818</td><td>44.3</td></tr> <tr><td>0-60</td><td>3233</td><td>78.8</td></tr> <tr><td>0-90</td><td>3943</td><td>96.1</td></tr> <tr><td>90-180</td><td>162</td><td>3.9</td></tr> <tr><td>0-180</td><td>4105</td><td>100.0</td></tr> </tbody> </table>	Degrees	Lumens	% Luminaire	0-30	1100	26.8	0-40	1818	44.3	0-60	3233	78.8	0-90	3943	96.1	90-180	162	3.9	0-180	4105	100.0	<table border="1"> <thead> <tr> <th>Zone</th> <th>End</th> <th>45°</th> <th>Cross</th> </tr> </thead> <tbody> <tr><td>45</td><td>7005</td><td>8349</td><td>8853</td></tr> <tr><td>55</td><td>6369</td><td>8287</td><td>7637</td></tr> <tr><td>65</td><td>5266</td><td>6730</td><td>4370</td></tr> <tr><td>75</td><td>4317</td><td>4153</td><td>3465</td></tr> <tr><td>85</td><td>2554</td><td>5007</td><td>7312</td></tr> </tbody> </table>	Zone	End	45°	Cross	45	7005	8349	8853	55	6369	8287	7637	65	5266	6730	4370	75	4317	4153	3465	85	2554	5007
Angle	End	45	Cross	Back-45																																																																																																																																															
0	1397	1397	1397	1397																																																																																																																																															
5	1369	1394	1404	1394																																																																																																																																															
15	1314	1354	1378	1354																																																																																																																																															
25	1205	1276	1322	1276																																																																																																																																															
35	1043	1162	1220	1162																																																																																																																																															
45	843	1005	1066	1005																																																																																																																																															
55	622	809	746	809																																																																																																																																															
65	379	484	314	484																																																																																																																																															
75	190	183	153	183																																																																																																																																															
85	38	74	109	74																																																																																																																																															
95	0	66	87	66																																																																																																																																															
105	0	63	80	63																																																																																																																																															
115	0	34	58	34																																																																																																																																															
125	0	14	33	14																																																																																																																																															
135	0	1	16	1																																																																																																																																															
145	0	0	2	0																																																																																																																																															
155	0	0	0	0																																																																																																																																															
165	0	0	0	0																																																																																																																																															
175	0	0	0	0																																																																																																																																															
Degrees	Lumens	% Luminaire																																																																																																																																																	
0-30	1100	26.8																																																																																																																																																	
0-40	1818	44.3																																																																																																																																																	
0-60	3233	78.8																																																																																																																																																	
0-90	3943	96.1																																																																																																																																																	
90-180	162	3.9																																																																																																																																																	
0-180	4105	100.0																																																																																																																																																	
Zone	End	45°	Cross																																																																																																																																																
45	7005	8349	8853																																																																																																																																																
55	6369	8287	7637																																																																																																																																																
65	5266	6730	4370																																																																																																																																																
75	4317	4153	3465																																																																																																																																																
85	2554	5007	7312																																																																																																																																																
Coefficients of Utilization EFFECTIVE FLOOR CAVITY REFLECTANCE 20 PER (pfc=0.20)																																																																																																																																																			
<table border="1"> <thead> <tr> <th>pfc =</th> <th>20</th> <th>30</th> <th>40</th> <th>50</th> <th>60</th> <th>70</th> <th>80</th> <th>90</th> </tr> </thead> <tbody> <tr><td>Ceil</td><td></td><td></td><td></td><td></td><td></td><td></td><td></td><td></td></tr> <tr><td>Wall</td><td>70</td><td>50</td><td>30</td><td>70</td><td>50</td><td>30</td><td>50</td><td>30</td></tr> <tr><td>RCR</td><td></td><td></td><td></td><td></td><td></td><td></td><td></td><td></td></tr> <tr><td>0</td><td>118</td><td>118</td><td>118</td><td>115</td><td>115</td><td>115</td><td>109</td><td>109</td></tr> <tr><td>1</td><td>108</td><td>103</td><td>99</td><td>105</td><td>101</td><td>97</td><td>96</td><td>93</td></tr> <tr><td>2</td><td>99</td><td>91</td><td>84</td><td>96</td><td>88</td><td>82</td><td>84</td><td>79</td></tr> <tr><td>3</td><td>90</td><td>80</td><td>72</td><td>87</td><td>78</td><td>71</td><td>74</td><td>68</td></tr> <tr><td>4</td><td>82</td><td>71</td><td>62</td><td>80</td><td>69</td><td>61</td><td>66</td><td>59</td></tr> <tr><td>5</td><td>76</td><td>63</td><td>54</td><td>73</td><td>62</td><td>54</td><td>59</td><td>52</td></tr> <tr><td>6</td><td>70</td><td>57</td><td>48</td><td>68</td><td>56</td><td>47</td><td>54</td><td>46</td></tr> <tr><td>7</td><td>65</td><td>52</td><td>43</td><td>63</td><td>51</td><td>42</td><td>49</td><td>41</td></tr> <tr><td>8</td><td>60</td><td>47</td><td>39</td><td>59</td><td>46</td><td>38</td><td>44</td><td>37</td></tr> <tr><td>9</td><td>56</td><td>43</td><td>35</td><td>55</td><td>42</td><td>35</td><td>41</td><td>34</td></tr> <tr><td>10</td><td>53</td><td>40</td><td>32</td><td>51</td><td>39</td><td>32</td><td>38</td><td>31</td></tr> </tbody> </table>				pfc =	20	30	40	50	60	70	80	90	Ceil									Wall	70	50	30	70	50	30	50	30	RCR									0	118	118	118	115	115	115	109	109	1	108	103	99	105	101	97	96	93	2	99	91	84	96	88	82	84	79	3	90	80	72	87	78	71	74	68	4	82	71	62	80	69	61	66	59	5	76	63	54	73	62	54	59	52	6	70	57	48	68	56	47	54	46	7	65	52	43	63	51	42	49	41	8	60	47	39	59	46	38	44	37	9	56	43	35	55	42	35	41	34	10	53	40	32	51	39	32	38	31									
pfc =	20	30	40	50	60	70	80	90																																																																																																																																											
Ceil																																																																																																																																																			
Wall	70	50	30	70	50	30	50	30																																																																																																																																											
RCR																																																																																																																																																			
0	118	118	118	115	115	115	109	109																																																																																																																																											
1	108	103	99	105	101	97	96	93																																																																																																																																											
2	99	91	84	96	88	82	84	79																																																																																																																																											
3	90	80	72	87	78	71	74	68																																																																																																																																											
4	82	71	62	80	69	61	66	59																																																																																																																																											
5	76	63	54	73	62	54	59	52																																																																																																																																											
6	70	57	48	68	56	47	54	46																																																																																																																																											
7	65	52	43	63	51	42	49	41																																																																																																																																											
8	60	47	39	59	46	38	44	37																																																																																																																																											
9	56	43	35	55	42	35	41	34																																																																																																																																											
10	53	40	32	51	39	32	38	31																																																																																																																																											

5FL LED specification industrial, solid reflector, 4000 nominal delivered lumens

LER - 151

Catalog No. 5FL440L840-PPS-UNV-DIM Test No. 40772 S/MH 1.3 Lamp Type LED Lumens 4116 Input Watts 27 Comparative yearly lighting energy cost per 1000 lumens – \$1.59 based on 3000 hrs. and \$.08 pwr KWH. The photometric results were obtained in the Day-Brite laboratory which is NVLAP accredited by the National Institute of Standards and Technology. Photometric values based on test performed in compliance with LM-79.	Candlepower	Light Distribution	Average Luminance																																																																																																																																							
	<table border="1"> <thead> <tr> <th>Angle</th> <th>End</th> <th>45</th> <th>Cross</th> <th>Back-45</th> </tr> </thead> <tbody> <tr><td>0</td><td>1483</td><td>1483</td><td>1483</td><td>1483</td></tr> <tr><td>5</td><td>1453</td><td>1479</td><td>1490</td><td>1479</td></tr> <tr><td>15</td><td>1397</td><td>1437</td><td>1462</td><td>1437</td></tr> <tr><td>25</td><td>1284</td><td>1354</td><td>1396</td><td>1354</td></tr> <tr><td>35</td><td>1116</td><td>1227</td><td>1282</td><td>1227</td></tr> <tr><td>45</td><td>910</td><td>1058</td><td>1119</td><td>1058</td></tr> <tr><td>55</td><td>678</td><td>850</td><td>791</td><td>850</td></tr> <tr><td>65</td><td>421</td><td>487</td><td>315</td><td>487</td></tr> <tr><td>75</td><td>219</td><td>177</td><td>123</td><td>177</td></tr> <tr><td>85</td><td>46</td><td>37</td><td>32</td><td>37</td></tr> </tbody> </table>	Angle	End	45	Cross	Back-45	0	1483	1483	1483	1483	5	1453	1479	1490	1479	15	1397	1437	1462	1437	25	1284	1354	1396	1354	35	1116	1227	1282	1227	45	910	1058	1119	1058	55	678	850	791	850	65	421	487	315	487	75	219	177	123	177	85	46	37	32	37	<table border="1"> <thead> <tr> <th>Degrees</th> <th>Lumens</th> <th>% Luminaire</th> </tr> </thead> <tbody> <tr><td>0-30</td><td>1167</td><td>28.4</td></tr> <tr><td>0-40</td><td>1927</td><td>46.8</td></tr> <tr><td>0-60</td><td>3430</td><td>83.3</td></tr> <tr><td>0-90</td><td>4116</td><td>100.0</td></tr> </tbody> </table>	Degrees	Lumens	% Luminaire	0-30	1167	28.4	0-40	1927	46.8	0-60	3430	83.3	0-90	4116	100.0	<table border="1"> <thead> <tr> <th>Zone</th> <th>End</th> <th>45°</th> <th>Cross</th> </tr> </thead> <tbody> <tr><td>45</td><td>7555</td><td>8789</td><td>9292</td></tr> <tr><td>55</td><td>6941</td><td>8705</td><td>8103</td></tr> <tr><td>65</td><td>5847</td><td>6774</td><td>4374</td></tr> <tr><td>75</td><td>4975</td><td>4006</td><td>2789</td></tr> <tr><td>85</td><td>3120</td><td>2460</td><td>2170</td></tr> </tbody> </table>	Zone	End	45°	Cross	45	7555	8789	9292	55	6941	8705	8103	65	5847	6774	4374	75	4975	4006	2789	85	3120	2460	2170																																									
Angle	End	45	Cross	Back-45																																																																																																																																						
0	1483	1483	1483	1483																																																																																																																																						
5	1453	1479	1490	1479																																																																																																																																						
15	1397	1437	1462	1437																																																																																																																																						
25	1284	1354	1396	1354																																																																																																																																						
35	1116	1227	1282	1227																																																																																																																																						
45	910	1058	1119	1058																																																																																																																																						
55	678	850	791	850																																																																																																																																						
65	421	487	315	487																																																																																																																																						
75	219	177	123	177																																																																																																																																						
85	46	37	32	37																																																																																																																																						
Degrees	Lumens	% Luminaire																																																																																																																																								
0-30	1167	28.4																																																																																																																																								
0-40	1927	46.8																																																																																																																																								
0-60	3430	83.3																																																																																																																																								
0-90	4116	100.0																																																																																																																																								
Zone	End	45°	Cross																																																																																																																																							
45	7555	8789	9292																																																																																																																																							
55	6941	8705	8103																																																																																																																																							
65	5847	6774	4374																																																																																																																																							
75	4975	4006	2789																																																																																																																																							
85	3120	2460	2170																																																																																																																																							
Coefficients of Utilization EFFECTIVE FLOOR CAVITY REFLECTANCE 20 PER (pfc=0.20)																																																																																																																																										
<table border="1"> <thead> <tr> <th>pfc =</th> <th>20</th> <th>30</th> <th>40</th> <th>50</th> <th>60</th> <th>70</th> <th>80</th> <th>90</th> </tr> </thead> <tbody> <tr><td>Ceil</td><td></td><td></td><td></td><td></td><td></td><td></td><td></td><td></td></tr> <tr><td>Wall</td><td>70</td><td>50</td><td>30</td><td>70</td><td>50</td><td>30</td><td>50</td><td>30</td></tr> <tr><td>RCR</td><td></td><td></td><td></td><td></td><td></td><td></td><td></td><td></td></tr> <tr><td>0</td><td>119</td><td>119</td><td>119</td><td>116</td><td>116</td><td>116</td><td>111</td><td>111</td></tr> <tr><td>1</td><td>109</td><td>105</td><td>101</td><td>107</td><td>103</td><td>99</td><td>98</td><td>95</td></tr> <tr><td>2</td><td>100</td><td>92</td><td>86</td><td>97</td><td>90</td><td>84</td><td>87</td><td>82</td></tr> <tr><td>3</td><td>91</td><td>81</td><td>73</td><td>89</td><td>80</td><td>72</td><td>77</td><td>70</td></tr> <tr><td>4</td><td>84</td><td>72</td><td>63</td><td>81</td><td>71</td><td>63</td><td>68</td><td>61</td></tr> <tr><td>5</td><td>77</td><td>64</td><td>56</td><td>75</td><td>63</td><td>55</td><td>61</td><td>54</td></tr> <tr><td>6</td><td>71</td><td>58</td><td>49</td><td>69</td><td>57</td><td>49</td><td>55</td><td>48</td></tr> <tr><td>7</td><td>66</td><td>53</td><td>44</td><td>64</td><td>52</td><td>43</td><td>50</td><td>43</td></tr> <tr><td>8</td><td>61</td><td>48</td><td>39</td><td>60</td><td>47</td><td>39</td><td>46</td><td>39</td></tr> <tr><td>9</td><td>57</td><td>44</td><td>36</td><td>56</td><td>43</td><td>36</td><td>42</td><td>35</td></tr> <tr><td>10</td><td>54</td><td>40</td><td>33</td><td>52</td><td>40</td><td>32</td><td>39</td><td>32</td></tr> </tbody> </table>				pfc =	20	30	40	50	60	70	80	90	Ceil									Wall	70	50	30	70	50	30	50	30	RCR									0	119	119	119	116	116	116	111	111	1	109	105	101	107	103	99	98	95	2	100	92	86	97	90	84	87	82	3	91	81	73	89	80	72	77	70	4	84	72	63	81	71	63	68	61	5	77	64	56	75	63	55	61	54	6	71	58	49	69	57	49	55	48	7	66	53	44	64	52	43	50	43	8	61	48	39	60	47	39	46	39	9	57	44	36	56	43	36	42	35	10	54	40	33	52	40	32	39	32
pfc =	20	30	40	50	60	70	80	90																																																																																																																																		
Ceil																																																																																																																																										
Wall	70	50	30	70	50	30	50	30																																																																																																																																		
RCR																																																																																																																																										
0	119	119	119	116	116	116	111	111																																																																																																																																		
1	109	105	101	107	103	99	98	95																																																																																																																																		
2	100	92	86	97	90	84	87	82																																																																																																																																		
3	91	81	73	89	80	72	77	70																																																																																																																																		
4	84	72	63	81	71	63	68	61																																																																																																																																		
5	77	64	56	75	63	55	61	54																																																																																																																																		
6	71	58	49	69	57	49	55	48																																																																																																																																		
7	66	53	44	64	52	43	50	43																																																																																																																																		
8	61	48	39	60	47	39	46	39																																																																																																																																		
9	57	44	36	56	43	36	42	35																																																																																																																																		
10	54	40	33	52	40	32	39	32																																																																																																																																		

Catalog No.	Delivered Lumens	Efficacy	Input Watts *	Uplight%
5FL440L840-PP2-UNV-DIM	4105	150	27	3.9
5FL440L840-PPS-UNV-DIM	4116	151	27	
5FL455L840-PP2-UNV-DIM	5517	152	36	4.0
5FL455L840-PPS-UNV-DIM	5538	152	37	
5FL470L840-PP2-UNV-DIM	7039	150	47	4.0

* 347V and 480V models have the same input watts.

Catalog No.	Delivered Lumens	Efficacy	Input Watts *	Uplight%
5FL470L840-PPS-UNV-DIM	7074	151	47	
5FL880L840-PPS-UNV-DIM	8180	159	51	
5FL8110L840-PPS-UNV-DIM	10984	158	69	
5FL8140L840-PPS-UNV-DIM	14201	157	91	

The information presented in this document is not intended as any commercial offer and does not form part of any quotation or contract.

