

CHLORIDE

by 

Exit/Emergency

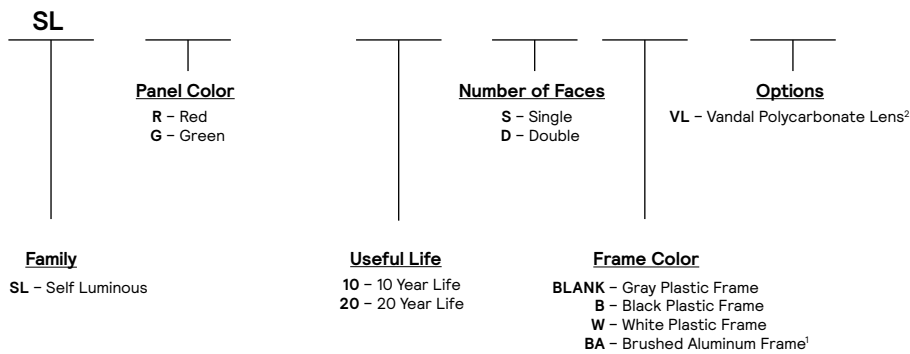
SL Series

Self-luminous exit sign



Project: _____
Location: _____
Cat.No: _____
Type: _____
Lamps: _____ Qty: _____
Notes: _____

Example: SLR10SB



Note:

Canopy provided on all signs.

Accessories (order separately)

- WG4 - Wire Guard (Wall Mount Only)
- PM12W - Pendant Mount with 12" white stem.*
- PM12B - Pendant Mount with 12" black stem.*
- PM12G - Pendant Mount with 12" gray stem.*

*Stem is also available in lengths of 24", 36" and 48". For a 24" stem, replace the 12 with 24 (Eg: PM24W).

Footnotes

- ¹Not available with the (VL) Vandal Polycarbonate lens option.
²Not available on pendant mounted signs or signs with a (BA) brushed aluminum frame.

codes and standards

- UL listed to standard 924
- NFPA 101 (Life Safety Code)
- Meets BOCS, ICBO AND SBCCI requirements
- Suitable for California low level applications

construction

- Signs are provided with high impact Lexan polycarbonate lens between the frame and the faceplate.
- Exits are totally self contained and highly durable.
- Flame retardant, UV stabilized, injection molded ABS frame.
- Gray plastic frame is standard. White or black plastic frame is optional.
- Brushed aluminum frame is also optional.
- 6" letters with 3/4" stroke.

installation

- Easily installed in ceiling, wall or flush mount applications.
- Canopy for wall or ceiling mounting provided.

electronics

- Requires no electricity or external light source.
- Ideal for extreme temperatures, -67°F (-55°C) to 176°F (80°C).

lamps

- Exits are illuminated with a light source that consists of glass tubes internally coated with phosphor and filled with tritium gas, a natural isotope of hydrogen.

battery

- Exits are completely free of any external energy source providing 10 or 20 years of continuous illumination, maintenance free operation and code compliant.

warranty

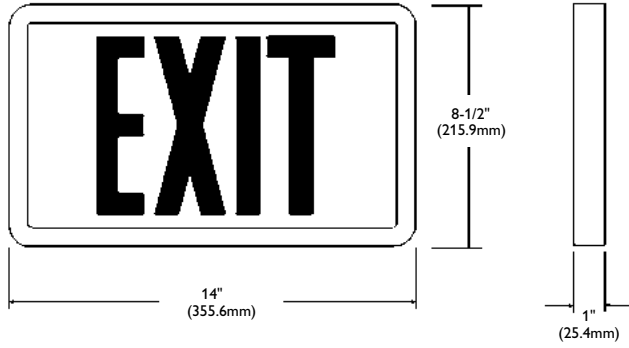
- 10 or 20 year warranty based on useful life of exit chosen.



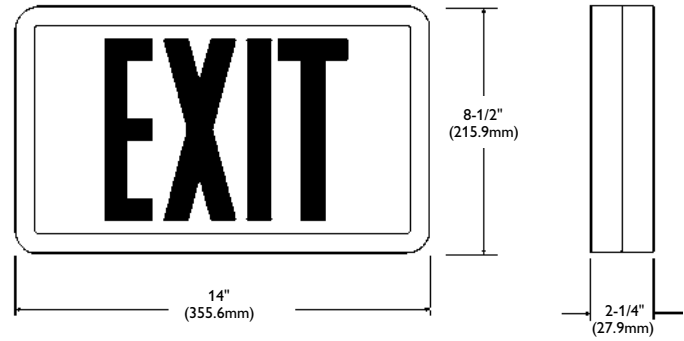
SL Self-luminous exit sign

dimensions

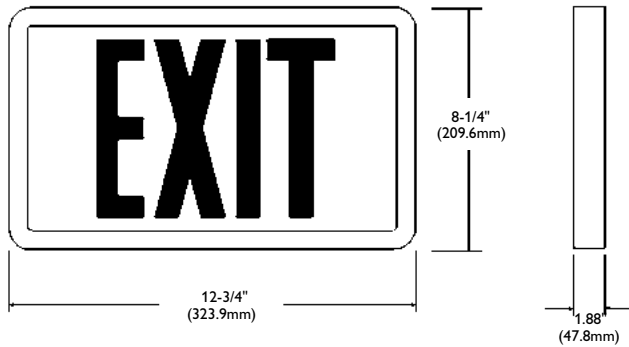
Plastic Frame Single Face



Plastic Frame Double Face



Aluminum Frame Single Face



Aluminum Frame Double Face

