



Domus' timeless design has proven to be one of the most adaptable shapes we offer and with the **Domus 55** you will get even more versatility. Designed with a higher profile than it's counterparts, the **Domus 55** offers flexible mounting options such as the side arm mount.

Project: _____

Location: _____

Cat.No: _____

Type: _____

Lamps: _____ Qty: _____

Notes: _____

Ordering guide

example: DMS55-C-142L1675NW-G2-3-UNV-DMG-SMB-PH8-RCD-BKTX

Series	LED module	Gen.	Optical system	Voltage	Driver	Adaptors	Options			Poles/ Brackets	Finish
							Receptacle	Control	Luminaire		
DMS55-C		G2			DMG						
DMS55-C	3000K 196L450WW 196L650WW 196L1150WW 196L1675WW 196L2100WW 4000K 196L450NW 196L650NW 196L1150NW 196L1675NW 196L2100NW	G2 Gen2	1 Type I (ASYM) 2 Type II (ASYM) 3 Type III (ASYM) 4 Type IV (ASYM) 5 Type V (SYMM)	UNV 120-277VAC 347 347VAC 480 480VAC	DMG 0-10V	MA1 1 1/4" NPT threaded hole adapter accepting threaded tube. MA2 1 1/2" NPT threaded hole adapter accepting threaded tube SMA Decorative retro side-mounted cast-aluminum, accepts tubes from 1 5/8" to 2 3/8" SMB Decorative contemporary sidemounted cast-aluminum, accepts tubes from 1 5/8" to 2 3/8"	RCD² Receptacle for twist-lock photocell or shorting cap, 5-pin RCD7² Receptacle for twist-lock photocell or shorting cap, 7-pin	PH8³ Twist-lock Photoelectric Cell PH9³ Shorting cap PHXL^{1,3} Twist-lock Photoelectric Cell, extended life, UNV (120-277VAC)	SP2 20kV/10kA Surge Protector	Visit us online at Signify.com/luminaires for details and the complete line of poles and brackets.	Textured BE2TX Midnight Blue BE6TX Ocean Blue BE8TX Royal Blue BG2TX Sandstone BKTX Black BRTX Bronze GN4TX Blue Green GN6TX Forest Green GN8TX Dark Forest Green GNTX Green GY3TX Medium Grey RD2TX Burgundy RD4TX Scarlet WHTX White Other GR Gray Sandtex NP Natural Aluminum TG Hammertone Gold

1. Not available with 347V and 480V.
 2. Use of photoelectric cell or shorting cap is required to ensure proper illumination.
 3. RCD or RCD7 must be selected for this option.



DMS55 Domus LED Pendant

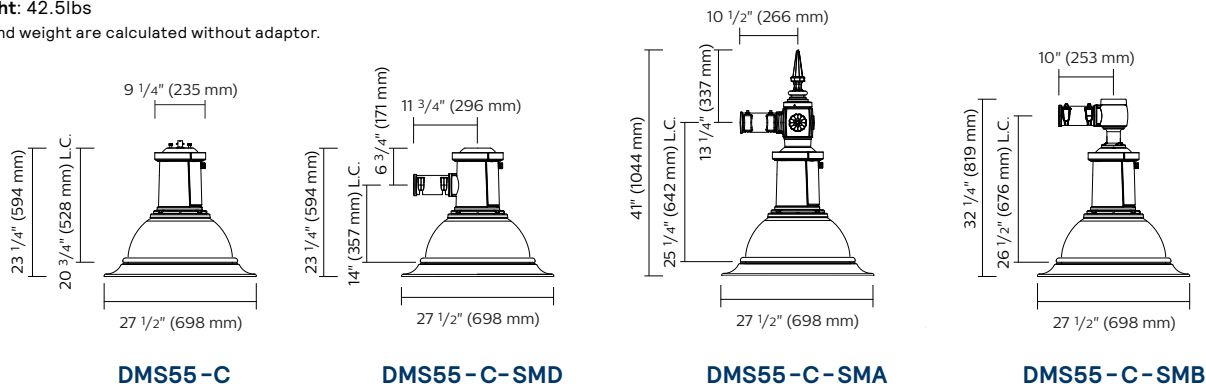
Urban Luminaire

Dimensions

EPA: 1.64 ft² max.

Weight: 42.5lbs

EPA and weight are calculated without adaptor.



3000K Lumen Values

Ordering Code	Total LEDs	LED current (mA)	Ave. System Wattage (W)	Type 1			Type 2			Type 3		
				Lumen Output	Efficacy (LPW)	BUG Rating	Lumen Output	Efficacy (LPW)	BUG Rating	Lumen Output	Efficacy (LPW)	BUG Rating
196L450WW-G2	196	450	21	2431	116	B1-U0-G1	2090	100	B1-U0-G1	2334	112	B1-U0-G1
196L650WW-G2	196	650	30	3503	117	B2-U0-G2	3012	100	B1-U0-G1	3363	112	B2-U0-G2
196L1150WW-G2	196	1150	51	5988	117	B3-U0-G3	5148	101	B2-U0-G2	5749	113	B2-U0-G2
196L1675WW-G2	196	1675	74	8357	113	B3-U0-G3	7185	97	B3-U0-G3	8024	109	B3-U0-G3
196L2100WW-G2	196	2100	93	10000	107	B3-U0-G3	8598	92	B3-U0-G3	9601	103	B3-U0-G3

Ordering Code	Total LEDs	LED current (mA)	Ave. System Wattage (W)	Type 4			Type 5		
				Lumen Output	Efficacy (LPW)	BUG Rating	Lumen Output	Efficacy (LPW)	BUG Rating
196L450WW-G2	196	450	21	2519	121	B1-U0-G1	2270	109	B1-U0-G1
196L650WW-G2	196	650	30	3630	121	B1-U0-G1	3271	109	B2-U0-G1
196L1150WW-G2	196	1150	51	6205	122	B2-U0-G2	5591	110	B3-U0-G2
196L1675WW-G2	196	1675	74	8661	118	B2-U0-G2	7804	106	B3-U0-G2
196L2100WW-G2	196	2100	93	10364	111	B3-U0-G3	9338	100	B3-U0-G2

4000K Lumen Values

Ordering Code	Total LEDs	LED current (mA)	Ave. System Wattage (W)	Type 1			Type 2			Type 3		
				Lumen Output	Efficacy (LPW)	BUG Rating	Lumen Output	Efficacy (LPW)	BUG Rating	Lumen Output	Efficacy (LPW)	BUG Rating
196L450NW-G2	196	450	21	2528	121	B1-U0-G1	2174	104	B1-U0-G1	2427	116	B1-U0-G1
196L650NW-G2	196	650	30	3643	121	B2-U0-G2	3132	104	B1-U0-G1	3498	117	B2-U0-G2
196L1150NW-G2	196	1150	51	6228	122	B3-U0-G3	5354	105	B2-U0-G2	5979	117	B2-U0-G2
196L1675NW-G2	196	1675	74	8691	118	B3-U0-G3	7472	101	B3-U0-G3	8345	113	B3-U0-G3
196L2100NW-G2	196	2100	93	10400	112	B3-U0-G3	8942	96	B3-U0-G3	9985	107	B3-U0-G3

Ordering Code	Total LEDs	LED current (mA)	Ave. System Wattage (W)	Type 4			Type 5		
				Lumen Output	Efficacy (LPW)	BUG Rating	Lumen Output	Efficacy (LPW)	BUG Rating
196L450NW-G2	196	450	21	2620	125	B1-U0-G1	2361	113	B1-U0-G1
196L650NW-G2	196	650	30	3775	126	B1-U0-G1	3402	113	B2-U0-G1
196L1150NW-G2	196	1150	51	6453	127	B2-U0-G2	5815	114	B3-U0-G2
196L1675NW-G2	196	1675	74	9007	122	B2-U0-G2	8116	110	B3-U0-G2
196L2100NW-G2	196	2100	93	10779	116	B3-U0-G3	9712	104	B3-U0-G2

Actual performance may vary due to installation variables including optics, mounting/ceiling height, dirt depreciation, light loss factor, etc.; highly recommended to confirm performance with a layout - contact Applications at signify.com/outdoorluminaire. Consult DLC QPL to confirm your specific fixture selection is DLC approved. Note: Some data may be scaled based on tests of similar but not identical luminaires.

DMS55 Domus LED Pendant

Urban Luminaire

Specifications

Housing

In a round shape, this housing is made of die cast A380 aluminum, c/w a watertight grommet, mechanically assembled to the bracket with four bolts 5/16 18 UNC. This suspension system permits for a full rotation of the luminaire in 90° increments.

Access-mechanism

A die cast A360 aluminum technical ring with latch, hinge and a cast in decorative skirt. The mechanism shall offer tool free access to the inside of the luminaire. An embedded memory retentive gasket shall ensure weatherproofing.

Light engine

Light guide technology provides low-glare, uniform illumination. Composed of 196 LEDs strategically positioned on the edge of the optical plate. Light engine luminous opening size optimized to best achieve a balance between lumen output and optical performance with the need to provide visual comfort. Light engine frame ensures contact with housing to provide heat conduction and sealing against the elements. Light engine is RoHS compliant. Maximum ambient operating temperature up to 40°C(104°F). Standard color temperatures: 3000K +/- 130K, 4000K +/- 130K, Minimum CRI of 80. Also available in 2700K, 3500K, 5000K and Amber (>590nm) with extended lead times. Contact factory for details.

Optical System

The advanced LED comfort optical system provides Types 1, 2, 3, 4 and 5. Composed of high performance UV-stabilized optical grade lens with molded micro-optics to achieve desired distribution optimized to get a exceptional lighting uniformity. Performance tested per LM-79 and TM-15 (IESNA) certifying its photometric performance. Street side indicated luminaire designed with 0% uplight (U0 per IESNA TM-15).

LED Performance

Predicted lumen depreciation data				
Ambient Temperature (°C)	Driver (mA)	Calculated L ₇₀ hours	L ₇₀ per TM-21	Lumen Maintenance % @ 60,000 hours
25°C	up to 2100 mA	>100,000	>60,000	>83%

Predicted performance derived from LED manufacturer's data and engineering design estimates, based on IESNA LM-80 methodology. Actual experience may vary due to field application conditions. L₇₀ is the predicted time when LED performance depreciates to 70% of initial lumen output. Calculated per IESNA TM21-11. Published L₇₀ hours limited to 6 times actual LED test hours.

Driver

High power factor of 95%. Electronic driver, operating range 50/60 Hz. Auto adjusting universal voltage input from 120 to 277 and 347 to 480 VAC rated for both application line to line or line to neutral, Class 2, THD of 20% max. Maximum ambient operating temperature from 40°F (40°C) to 130°F (50°C). Certified in compliance to UL1310 cULus requirement. Dry and damp location. Assembled on a unitized removable tray with Tyco quick disconnect plug resisting to 221°F (105°C). Dimmable driver 0-10V. The current supplying the LEDs will be reduced by the driver if the driver experiences internal overheating as a protection to the LEDs and the electrical components. Output is protected from short circuits, voltage overload and current overload. Automatic recovery after correction. Standard built in driver surge protection of 2.5kV (min) with DALI or CDMG, driver is class 1.

Surge Protection

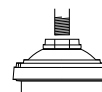
Surge protector tested in accordance with ANSI/IEEE C62.45 per ANSI/IEEE C62.41.2 Scenario I Category C High Exposure 10kV/10kA waveforms for Line Ground, Line Neutral and Neutral Ground, and in accordance with U.S. DOE (Department of Energy) MSSSLC (Municipal Solid State Street Lighting Consortium) model specification for LED roadway luminaires electrical immunity requirements for High Test Level 10kV / 10kA. SP2 20kV/10kA optional.

Driver options

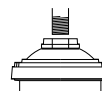
DMG: Dimmable driver 0-10V.

Luminaire adaptor


MA1: The luminaire is suspended by means of a mounting adaptor with a 1¼" (32mm) NPT threaded hole accepting a threaded tube from the mounting. Retrofit adaptor for existing mounting



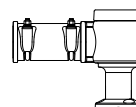
MA2: 1½" (38mm) NPT threaded hole accepting threaded tube from the mounting. Retrofit adaptor for existing mounting.



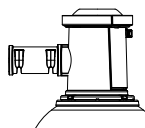
SMA: The luminaire is suspended by means of a decorative side-mounted cast aluminum adaptor. This adaptor accepts tubes from 1½" to 2¾" (41 to 60mm) and is adjustable to more or less 5°. The adaptor features a cast aluminum decorative cover and finial.



SMB: The luminaire is suspended by means of a decorative side-mounted cast aluminum adaptor. This adaptor accepts tubes from 1½" to 2¾" (41 to 60mm) and is adjustable to more or less 5°.



The luminaire is suspended by means of a decorative side-mounted cast aluminum adaptor. This adaptor accepts tubes from 1⁵/₈" to 2³/₈" (41 to 60mm) and is adjustable to more or less 5°.



DMS55 Domus LED Pendant

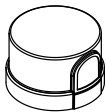
Urban Luminaire

Specifications (continued)

Luminaire options

BO: Bridge and Overpass

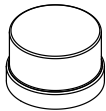
PH8: Photoelectric Cell, Twist-lock Type. Allows a 90 degree rotation.



PHXL: Extended life photoelectric cell, Twist-lock Type. Allows a 90 degree rotation.



PH9: Shorting cap, Twist-lock Type



RCD: Receptacle 5 pins



RCD7: Receptacle 7 pins



SP2: Integral surge protector

Finish

In accordance with the AAMA 2603 standard. Application of polyester powder coat paint (4 mils/100 microns) with +/- 1 mils/24 microns of tolerance. The Thermosetting resins provides a discoloration resistant finish in accordance with the ASTM D2244 standard, as well as luster retention in keeping with the ASTM D523 standard and humidity proof in accordance with the ASTM D2247 standard. The surface treatment achieves a minimum of 2000 hours for salt spray resistant finish in accordance with testing performed and per ASTM B117 standard.

Finish Options Include:

BE2TX: Textured Midnight Blue

BE6TX: Textured Ocean Blue

BE8TX: Textured Royal Blue

BG2TX: Textured Sandstone

BKTX: Textured Black

BRTX: Textured Bronze

GN4TX: Textured Blue Green

GN6TX: Textured Forest Green

GN8TX: Textured Dark Forest Green

GNTX: Textured Green

GR: Gray Sandtex

GY3TX: Textured Medium Grey

NP: Natural Aluminum

RD2TX: Textured Burgundy

RD4TX: Textured Scarlet

TG: Hammer-tone Gold

WHTX: Textured White

Wiring

Gauge (#14) TEW/AWM 1015 or 1230 wires, 6" (152mm) minimum exceeding from luminaire.

Hardware

All exposed screws shall be complete with Ceramic primer-seal base coat to reduce seizing of the parts and offers a high resistance to corrosion. All seals and sealing devices are made and/or lined with EPDM and/or silicone and/or rubber.

LED products (manufacturing standard)

The electronic components sensitive to electrostatic discharge (ESD) such as light emitting diodes (LEDs) are assembled in compliance with IEC61340 5 1 and ANSI/ESD S20.20 standards so as to eliminate ESD events that could decrease the useful life of the product.

Quality control

Manufactured to ISO 9001 2015 standards and ISO 14001-2015 International Quality Standards Certification.

Vibration resistance

Meets the ANSI C136.31, 2010 American National Standard for Roadway Luminaire Vibration specifications for Bridge/overpass applications. (Tested for 3G over 100 000 cycles)

Certifications and Compliance

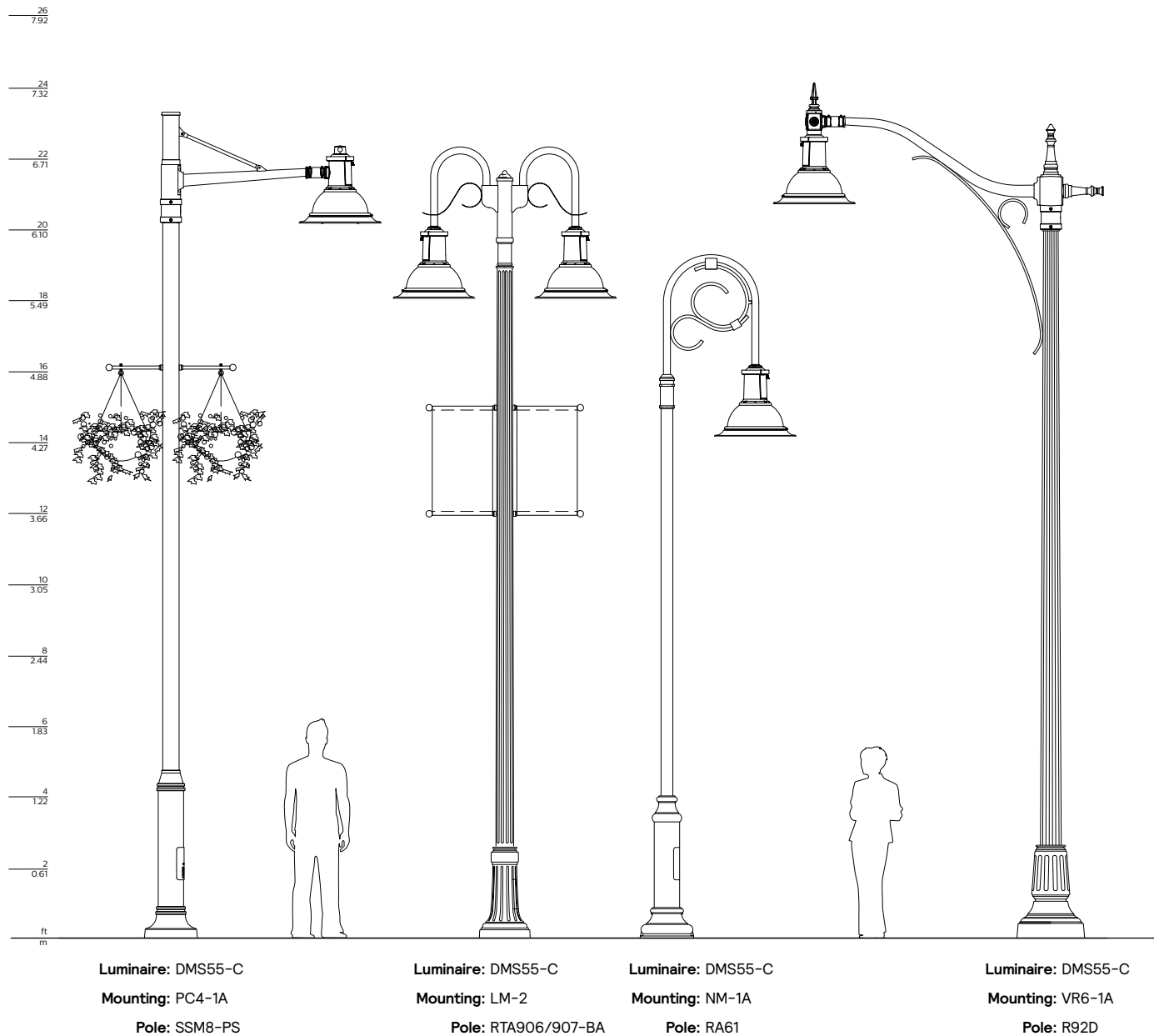
cULus Listed for Canada and USA. Domus LED luminaires are DesignLights Consortium qualified.

DMS55 Domus LED Pendant

Urban Luminaire

Specifications (continued):

Poles & Brackets Sample configurations.



© 2023 Signify Holding. All rights reserved. The information provided herein is subject to change, without notice. Signify does not give any representation or warranty as to the accuracy or completeness of the information included herein and shall not be liable for any action in reliance thereon. The information presented in this document is not intended as any commercial offer and does not form part of any quotation or contract, unless otherwise agreed by Signify.

Signify North America Corporation
200 Franklin Square Drive,
Somerset, NJ 08873
Telephone 800-555-0050

Signify Canada Ltd.
281 Hillmount Road,
Markham, ON, Canada L6C 2S3
Telephone 800-668-9008

All trademarks are owned by Signify Holding or their respective owners.