



Lumece **MetroScape LED** post top luminaire features flexible, robust energy-saving solutions for heritage-styled urban architectural lighting. Crowned with an ornamental hood, the post top model comes with a flat lens to highlight the thinness of the LEDs. The luminaire provides attractive lighting at night, adding appeal to the surroundings and promoting safe use of the environment. Includes Service Tag, innovative way to provide assistance throughout the life of the product.

Project: \_\_\_\_\_  
 Location: \_\_\_\_\_  
 Cat.No: \_\_\_\_\_  
 Type: \_\_\_\_\_  
 Qty: \_\_\_\_\_  
 Notes: \_\_\_\_\_

### Ordering guide

Example: MPTC-42W32LED4K-G3-LE3-120-CDMGM25-PH8-BKTX

Series	LED module	CCT	Gen. <b>G3</b>	Optical system	Voltage	Driver	Options				Mounting	Poles/ Brackets	Finish
							Receptical	Control	Luminaire	Decorative			
MPTR <sup>1</sup>	35W32LED <sup>2</sup>	3K	G3	LE2	UNV	DMG	RC <sup>2</sup>	HS	SP2	FN2	Consult the Signify web site for details and the complete line of Mountings	Consult the Signify web site for details and the complete line of Poles	BE2TX
MPTRCR	55W32LED <sup>2</sup>	3000K	Gen.3	Type II (ASYM) flat lens	120-277V	0-10V	Receptacle for twist-lock photocell or shorting cap, 3-pin	House Slide Shield	20kV / 10kA Surge protector	Decorative finial			BE6TX
MPTRRC	72W32LED	4K		LE3	347	SRD <sup>1</sup>	Receptacle for twist-lock photocell or shorting cap, 3-pin	PH8	TN3	Decorative finial			BE8TX
MPTRCC	97W32LED <sup>2</sup>	4000K		Type III (ASYM) flat lens	347V	Sensor ready driver, standard configuration	RCD <sup>7</sup>	PH8	Fitter to fit over a 3" (76mm) O.D. by 4" (102mm) long tenon	Decorative finial			BG2TX
MetroScape LED post top luminaire	55W48LED			LE3	480	SRD <sup>1</sup>	Receptacle for twist-lock photocell or shorting cap, 7-pins	PH9	TN3.5	Decorative finial			BKTX
	80W48LED			Type III (ASYM) wide flat lens	480V	Sensor ready driver, alternate configuration		PH9	Fitter to fit over a 3 1/2" (89mm) O.D. by 4" (102mm) long tenon	Decorative finial			BRTX
	108W48LED			LE4				PHXL <sup>2</sup>		Decorative finial			GN4TX
	140W48LED <sup>2</sup>			Type IV (ASYM) flat lens				RCD <sup>4</sup>		Decorative finial			GN6TX
	70W64LED			LE5				RCD <sup>4</sup>		Decorative finial			GN8TX
	110W64LED			Type V (SYMM) flat lens				RCD <sup>7A</sup>		Decorative finial			GNTX
	90W80LED							TN3 <sup>5</sup>		Decorative finial	GR		
	135W80LED							TN3.5 <sup>5</sup>		Decorative finial	GY3TX		
											NP		
											RD2TX		
											RD4TX		
											TG		
											TS		
											WHTX		
											(consult pg 4 for codes)		

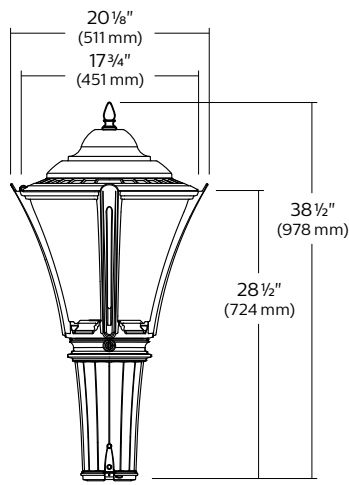
- DMG 0-10V driver come standard.
- Not available with 347V and 480V.
- The 347V and 480V are not available.
- Use of photoelectric cell or shorting cap is required to ensure proper illumination.
- Failure to properly select the "BAC" suffix could result in you receiving product that is not BAA compliant product with no recourse for an RMA or refund. This BAC designation hereunder does not address (i) the applicability of, or availability of a waiver under, the Trade Agreements Act, or (ii) the "Buy America" domestic content requirements imposed on states, localities, and other non-federal entities as a condition of receiving funds administered by the Department of Transportation or other federal agencies.



# MPTR MetroScape LED Post Top

## Urban Luminaire

### Dimensions



MPTR-C

EPA: 1.97 sq ft  
Weight: 31.1 lbs (14.1 kg)

### Series code logic:

**MPTR C R**


- Retro fitter
- Contemporary cage
- MetroScape retro series

### Motion Response\* (must be ordered as a separate item)

Example: ACC-120-MR4PGI-BKTX

Series	Voltage	Motion Response module	Finish
<b>ACC</b>	<input type="text"/>	<input type="text"/>	<input type="text"/>
ACC Accessory	120 120 V 277 277 V	<b>MR4PG1</b> Single grey <b>MR4PG2</b> Double grey <b>MR4PW1</b> Single white <b>MR4PW2</b> Double white	Consult Lumec's Color Chart for complete specifications.

\*OVR option is required for Motion Response Accessory



MPTRCR-C

MPTRRC-C

MPTRCC-C

### LED Wattage and Lumen Values for 3000K & 4000K fixtures with No Shield

Ordering Code:	Total LEDs	System current (mA)	Ave. System Watts (W)	LE2			LE3			LE3W			LE4			LE5		
				Lumen Output	Efficacy (LPW)	BUG Rating	Lumen Output	Efficacy (LPW)	BUG Rating	Lumen Output	Efficacy (LPW)	BUG Rating	Lumen Output	Efficacy (LPW)	BUG Rating	Lumen Output	Efficacy (LPW)	BUG Rating
<b>No Shield MPTR 3000K</b>																		
35W32LED3K-G3-x	32	350	36	3920	109	B1-U0-G1	3948	110	B1-U0-G1	3982	111	B1-U0-G1	3963	110	B1-U0-G1	4038	112	B3-U0-G1
55W32LED3K-G3-x	32	530	54	5623	104	B1-U0-G1	5662	105	B1-U0-G1	5711	106	B1-U0-G2	5684	105	B1-U0-G2	5792	107	B3-U0-G1
72W32LED3K-G3-x	32	700	68	7092	104	B1-U0-G1	7142	105	B1-U0-G2	7203	106	B1-U0-G2	7170	105	B1-U0-G2	7305	107	B3-U0-G2
97W32LED3K-G3-x	32	1050	101	9779	97	B2-U0-G2	9847	97	B2-U0-G2	9932	98	B2-U0-G2	9886	98	B2-U0-G2	10073	100	B4-U0-G2
55W48LED3K-G3-x	48	350	53	5964	113	B1-U0-G1	6006	113	B1-U0-G1	6058	114	B1-U0-G2	6030	114	B1-U0-G2	6144	116	B3-U0-G1
80W48LED3K-G3-x	48	530	79	8556	108	B2-U0-G2	8616	109	B2-U0-G2	8691	110	B2-U0-G2	8650	109	B2-U0-G2	8814	112	B3-U0-G2
108W48LED3K-G3-x	48	700	102	10789	106	B2-U0-G2	10865	107	B2-U0-G2	10959	107	B2-U0-G2	10908	107	B2-U0-G2	11114	109	B4-U0-G2
140W48LED3K-G3-x	48	1050	152	14879	98	B2-U0-G2	14983	99	B2-U0-G2	15113	99	B2-U0-G3	15042	99	B2-U0-G2	15326	101	B4-U0-G2
70W64LED3K-G3-x	64	350	71	7972	112	B2-U0-G1	8028	113	B1-U0-G2	8097	114	B2-U0-G2	8060	114	B1-U0-G2	8212	116	B3-U0-G2
110W64LED3K-G3-x	64	530	102	11435	112	B2-U0-G2	11515	113	B2-U0-G2	11615	114	B2-U0-G2	11560	113	B2-U0-G2	11779	115	B4-U0-G2
90W80LED3K-G3-x	80	350	88	9842	112	B2-U0-G2	9911	113	B2-U0-G2	9997	114	B2-U0-G2	9950	113	B2-U0-G2	10138	115	B4-U0-G2
135W80LED3K-G3-x	80	530	132	14118	107	B2-U0-G2	14217	108	B2-U0-G2	14340	109	B2-U0-G2	14273	108	B2-U0-G2	14543	110	B4-U0-G2
<b>No Shield MPTR 4000K</b>																		
35W32LED4K-G3-x	32	350	36	4116	114	B1-U0-G1	4145	115	B1-U0-G1	4181	116	B1-U0-G1	4161	116	B1-U0-G1	4240	118	B3-U0-G1
55W32LED4K-G3-x	32	530	54	5904	109	B1-U0-G1	5945	110	B1-U0-G1	5997	111	B1-U0-G2	5968	111	B1-U0-G2	6082	113	B3-U0-G1
72W32LED4K-G3-x	32	700	68	7447	110	B1-U0-G1	7499	110	B1-U0-G2	7563	111	B1-U0-G2	7529	111	B1-U0-G2	7670	113	B3-U0-G2
97W32LED4K-G3-x	32	1050	101	10268	102	B2-U0-G2	10339	102	B2-U0-G2	10429	103	B2-U0-G2	10380	103	B2-U0-G2	10577	105	B4-U0-G2
55W48LED4K-G3-x	48	350	53	6262	118	B1-U0-G1	6306	119	B1-U0-G1	6361	120	B1-U0-G2	6332	119	B1-U0-G2	6451	122	B3-U0-G1
80W48LED4K-G3-x	48	530	79	8984	114	B2-U0-G2	9047	115	B2-U0-G2	9126	116	B2-U0-G2	9083	115	B2-U0-G2	9255	117	B3-U0-G2
108W48LED4K-G3-x	48	700	102	11328	111	B2-U0-G2	11408	112	B2-U0-G2	11507	113	B2-U0-G2	11453	112	B2-U0-G2	11670	114	B4-U0-G2
140W48LED4K-G3-x	48	1050	152	15623	103	B2-U0-G2	15732	104	B2-U0-G2	15869	104	B2-U0-G3	15794	104	B2-U0-G3	16092	106	B4-U0-G2
70W64LED4K-G3-x	64	350	71	8371	118	B2-U0-G2	8429	119	B1-U0-G2	8502	120	B2-U0-G2	8463	119	B1-U0-G2	8623	121	B3-U0-G2
110W64LED4K-G3-x	64	530	102	12007	118	B2-U0-G2	12091	119	B2-U0-G2	12196	120	B2-U0-G2	12138	119	B2-U0-G2	12368	121	B4-U0-G2
90W80LED4K-G3-x	80	350	88	10334	117	B2-U0-G2	10407	118	B2-U0-G2	10497	119	B2-U0-G2	10448	119	B2-U0-G2	10645	121	B4-U0-G2
135W80LED4K-G3-x	80	530	132	14824	112	B2-U0-G2	14928	113	B2-U0-G2	15057	114	B2-U0-G3	14987	114	B2-U0-G2	15270	116	B4-U0-G2

Actual performance may vary due to installation variables including optics, mounting/ceiling height, dirt depreciation, light loss factor, etc.; highly recommended to confirm performance with a layout - contact Applications at [signify.com/outdoorluminaires](http://signify.com/outdoorluminaires).

**Note:** Some data may be scaled based on tests of similar. But not identical luminaires.

# MPTR MetroScape LED Post Top

## Urban Luminaire

### Specifications

#### Cage

In a round shape with 4 arms and a built-in mechanical ring, this cage is a one piece die cast A360 Aluminum alloy 0.100 (2.5mm) minimum thickness, mechanically assembled to the fitter. Choice of Contemporary (C) and Retro (R) style cages. See Series code logic.

#### Fitter

Made of die cast A360.1 Aluminum alloy 0.100 (2.5mm) minimum thickness, the fitter is complete with a watertight access door giving access to the driver rated IP66, and a terminal block that accepts (#2 max.) wires from the primary circuit. Comes with an easy self adjusting system with two (2) set screws 3/8 16 UNC for ease of maintenance and installation. Fits on a 4" (102mm) outside diameter by 4" (102mm) long tenon. Choice of Contemporary (C) and Retro (R) style fitters. See Series code logic.

#### Finial

Decorative cast 356 aluminum, mechanically assembled.

#### Hood

Made of die cast A360.1 Aluminum alloy 0.1 (2.5mm) minimum thickness, mechanically assembled to the cast aluminum heat sink.

#### Access-Mechanism

A die cast A360.1 Aluminum alloy 0.1 (2.5mm) minimum thickness technical ring with latch and hinge.

#### Light Engine

LEDgine is composed of 4 main components: LED lamp / Optical System / Heat Sink / Driver. Electrical components are RoHS compliant.

#### LEx Lens

**Flat Lens:** Made of soda lime clear tempered glass, mechanically assembled and sealed onto the ring of the access mechanism.

#### LED Module

Composed of high-performance white LEDs. Color temperature as per ANSI/NEMA bin Neutral White, 4000 Kelvin nominal (3985K +/- .275K or 3710K to 4260K) or Warm white, 3000 Kelvin nominal (3045K +/- 175K or 2870K to 3220K), CRI 70 Min. 75 Typical.

#### Optical System

Composed of high performance optical polymer refractor lenses to achieve desired distribution optimized to get maximum spacing, target lumens and a superior lighting uniformity. System is rated IP66. Performance shall be tested per LM 63, LM 79 and TM 15 (IESNA) certifying its photometric performance. Street side indicated. Dark Sky compliant with 0% uplight and U0 per IESNA TM 15.

#### Heat Sink

Made of cast aluminum optimizing the LEDs efficiency and life. Product does not use any cooling device with moving parts (only passive cooling device).

#### Driver

High power factor of 95%. Electronic driver, operating range 50/60 Hz. Auto adjusting universal voltage input from 120 to 277 and 347 to 480 VAC rated for both application line to line or line to neutral, Class I, THD of 20% max. Maximum ambient operating temperature from 40°F (40°C) to 130°F (55°C). Certified in compliance to UL1310 cULus requirement. Dry and damp location. Assembled on a unitized removable tray with Tyco quick disconnect plug resisting to 221°F (105°C). Dimmable driver 0-10V. The current supplying the LEDs will be reduced by the driver if the driver experiences internal overheating as a protection to the LEDs and the electrical components. Output is protected from short circuits, voltage overload and current overload. Automatic recovery after correction. Standard built in driver surge protection of 2.5kV (min).

#### Surge Protector

Surge protector tested in accordance with ANSI/IEEE C62.45 per ANSI/IEEE C62.41.2 Scenario I Category C High Exposure 10kV/10kA waveforms for Line Ground, Line Neutral and Neutral Ground, and in accordance with U.S. DOE (Department of Energy) MSSLC (Municipal Solid State Street Lighting Consortium) model specification for LED roadway luminaires electrical immunity requirements for High Test Level 10kV / 10kA. Optional SP2 20kV / 10kA surge protection device that provides extra protection beyond the SP1 10kV/10kA level.

#### Driver options

**DMG:** Dimmable driver 0-10V.

**OTL:** Pre-set driver to signal end of life of the LED module(s) for better fixture management.

**SRD:** Sensor Ready Driver including SR communication (used for dimming and other functionalities), 24V auxiliary supply and a logical signal input (LSI) connected to the top NEMA twist lock receptacle.

**SRD1:** Sensor Ready Driver including SR communication (used for dimming and other functionalities) but with 24V auxiliary supply and a logical signal input (LSI) not connected to the top NEMA twist lock.

#### Luminaire options



**FN2** Decorative finial



**FN3** Decorative finial



**FN4** Decorative finial



**FN8** Decorative finial



**FN9** Decorative finial



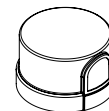
**FN10** Decorative finial



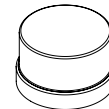
**FN11** Decorative finial



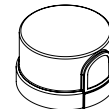
**HS**  
House side shield



**PH8** (allows a 90° rotation)  
Photoelectric cell, twist-lock type complete with receptacle and decorative polycarbonate (grey) cap with a plastic lens.



**PH9**  
Shorting cap, twist-lock type complete with receptacle.



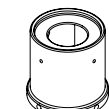
**PHXL** (allows a 90° rotation)  
Extended life Photoelectric cell, twist-lock type complete with receptacle and decorative polycarbonate (grey) cap with a plastic lens.



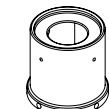
**RCD**  
Receptacle 5-pins allowing dimming, can be used with a twist-lock Starsense, shorting cap or a photoelectric cell.



**RCD7**  
Receptacle 7-pins.



**TN3**  
Fitter to fit over a 3" (76 mm) O.D. by 4" (102 mm) tenon.



**TN3.5**  
Fitter to fit over a 3-1/2" (89 mm) O.D. by 4" (102 mm) tenon.

# MPTR MetroScape LED Post Top

## Urban Luminaire

### Specifications (continued)

#### Finish

The Thermosetting powder coating provided meets the color requirements of the AAMA 2604 specification as measured per ASTM D2244. The Thermosetting product is applied at a dry film of 2.5 to 4.0 mils (64-102 microns) on textured finishes, resulting in a durable long lasting finish.

##### Textured Finishes:

**BE2TX:** Midnight Blue

**BE6TX:** Ocean Blue

**BE8TX:** Royal Blue

**BG2TX:** Sandstone

**BKTX:** Black

**BRTX:** Bronze

**GN4TX:** Blue Green

**GN6TX:** Forest Green

**GN8TX:** Dark Forest Green

**GNTX:** Green

**GY3TX:** Medium Grey

**RD2TX:** Burgundy

**RD4TX:** Scarlet

**WHTX:** White

##### Other Finishes:

**GR:** Gray Sandtex

**NP:** Natural Alum.

**TG:** Hammer-tone  
Gold

**TS:** Hammer-tone  
Silver

#### LED manufacturing standard

The electronic components sensitive to electrostatic discharge (ESD) such as light emitting diodes (LEDs) are assembled in compliance with IEC61340 5 1 and ANSI/ESD S20.20 standards so as to eliminate ESD events that could decrease the useful life of the product.

#### Vibration Resistance

Meets the ANSI C136.31-2018, American National Standard for Roadway Luminaire Vibration specifications for Bridge/overpass applications. (Tested for 3G over 100,000 cycles by independent lab)

#### Quality Control

Manufactured to ISO 9001 2015 and ISO 14001 2015 International Quality Standards Certification.

#### Vibration Resistance

Meets the ANSI C136.31, American National Standard for Roadway Luminaire Vibration specifications for Bridge/overpass applications. (Tested for 3G over 100 000 cycles by an independent lab).

#### Service Tag

Each individual luminaire is uniquely identifiable, thanks to the Service tag application. With a simple scan of a QR code, placed inside the luminaire, you gain instant access to the luminaire configuration, making installation and maintenance operations faster and easier, no matter what stage of the luminaire's lifetime. Just download the APP and register your product right away.

For more details visit: [signify.com/servicetag](http://signify.com/servicetag)

#### Certifications and Compliance

cULus Listed for Canada and USA.

MetroScape is on the DesignLights.

### LED Performance

Predicted lumen depreciation data <sup>1</sup>					
Ordering Code	Ambient Temperature (°C)	Driver mA	Calculated L <sub>70</sub> hours <sup>1,2</sup>	L <sub>70</sub> per TM-21 <sup>2,3</sup>	Lumen Maintenance % @ 60,000 hours
MPTR-135W80LED4K	25°C	530 mA	>100,000	>60,000	94.01%
MPTR-140W48LED4K	25°C	1050 mA	>100,000	>60,000	96.78%

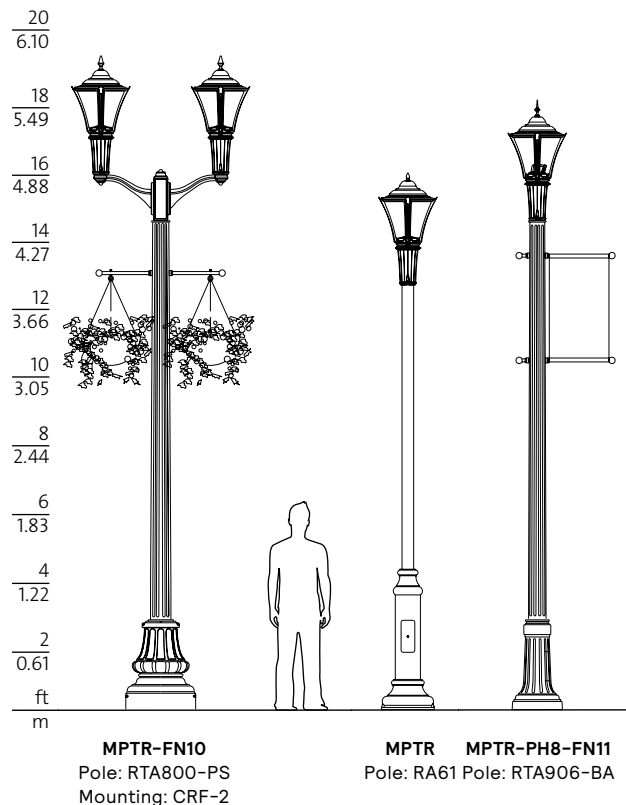
1. Predicted performance derived from LED manufacturer's data and engineering design estimates, based on IESNA LM-80 methodology. Actual experience may vary due to field application conditions.
2. L<sub>70</sub> is the predicted time when LED performance depreciates to 70% of initial lumen output.
3. Calculated per IESNA TM21-11. Published L<sub>70</sub> hours limited to 6 times actual LED test hours.

# MPTR MetroScape LED Post Top

## Urban Luminaire

### Specifications (continued)

#### Poles



Consult [signify.com/outdoorluminaires](http://signify.com/outdoorluminaires) for details and the complete line of Signify poles and brackets.

