

GENLYTE SOLUTIONS

The most complete stock offering in the industry

Our complete stock
ready lighting portfolio.

signify.com/en-us/portfolio/stockready

2024 Q3 Edition



PHILIPS

LIGHTOLIER

Day-Brite

ADVANCE

CHLORIDE

Stonco

HADCO

Stock Ready

Genlyte Solutions offers the most complete stock offering in the industry.

We provide conventional and LED lamps, ballasts, drivers, retrofit kits, as well as indoor and outdoor stock luminaires. Save time and improve efficiencies by consolidating your stock purchases with Genlyte Solutions.

Table of contents



Indoor luminaires



Exit and Emergency



Connected systems



Outdoor luminaires



Connected lighting systems



Retrofit kits



LED and Conventional lamps



Drivers & Ballasts

Indoor luminaires

Lightolier: Downlighting	2
Lightolier: Track lighting	18
DayBrite: Industrial	24
DayBrite: Surface	25
DayBrite: Battens	27
DayBrite: Recessed	33
Chloride: Exit & Emergency	38
Interact	44
Philips Dynalite	45

Outdoor luminaires

Stonco: Bollard	47
Stonco: Garage & Canopy	48
Stonco: Area Light	49
Stonco: Floodlighting	50
Stonco: Wall mount	54
Hadco: Landscape lighting	62

Retrofit & LED lamps

Philips: Retrofit kits	67
Philips: LED Tubes	69
Philips: PLED Lamps	82
Philips: LED HID replacements	84
Philips: LED Spots	91
Philips: LED Bulbs	99
Philips: LED Specialty lamps	115

Conventional lamps








































Philips: CFL lamps	117
Philips: CFL tubes	118
Philips: Fluorescent tubes	120
Philips: HID lamps	124
Philips: Incandescent lamps	127

Drivers & Ballasts






















Advance: Drivers	129
Advance: Ballasts	130

For more information on our Stock Ready portfolio please visit, <https://www.signify.com/en-us/portfolio/stockready>

Indoor luminaires

LIGHTOLIER	 2	 3	 4	 5	 6	 7
	Calculite LED	LyteProfile LED	ModuLyte LED	UniFrame	SlimSurface	Residential Retrofit Downlight
 8	 9	 10	 11	 12	 13	 14
Commercial Retrofit Downlight	Downlight & Gimbal	Surface Mount Downlight	Flat Downlight	LyteCaster LED	LyteCaster LED Adjustable Accent	LyteCaster
 18	 19	 20	 21	 22	 23	
OmniSpot LED	Alcyon LED	CorePro LED Track	Gimbal Ring LED	Track Head LED	Track Systems	
Day-Brite	 24	 25	 26	 27	 28	 30
	HCY Sealed High Bay	FCY Value High Bay	FBY High Bay	V3W Vaporlume	Fluxstream Family	NWL Wraparound
 31	 32	 33	 34	 36	 37	
SDS Selectable Strip	VTS Sealed Strip	EvoGrid	FluxGrid	FlatPanel Gen2	Select Backlit Panel	
CHLORIDE	 38	 39	 40	 41	 42	 43
	45V Line Edge-lit LED	Compac Units LED	Edge-Glo Edge-Lit LED	Value+ LED Exit Signs	Value+ LED EM Units	CCSE Series
interact	 44		PHILIPS dynalite	 45		
	Interact		Dynalite			

Outdoor luminaires

	 47	 48	 49
 50	 51	 52	 53
 54	 55	 56	 57
 58	 59	 60	 61
	 62	 63	 64
 65			

Retrofit & LED lamps

		67		69		70		73		74		76	
	78		79		80		81		82		84		85
	86		88		90		91		92		94		96
	97		98		99		101		102		104		106
	108		110		111		112		114		115		

Conventional lamps

		117		118		120		124		127
--	--	-----	--	-----	--	-----	--	-----	--	-----

Drivers & Ballasts

		129		130
--	--	-----	--	-----



A long history of excellence

As the global leader in lighting for more than 125 years, Signify has the know-how and most comprehensive portfolio to meet any application. We achieved 100% Carbon Neutrality in 2020. We are number 1 in conventional lamps, LED and Connected lighting. We have over 17, 750 patents. We invest 4.8% of total sales in R&D which is two times our nearest competitor! Partnership is more than sales.

Let's grow together. We are ready to go with you.

Quick and reliable service out of our distribution centers.



Find just what you need

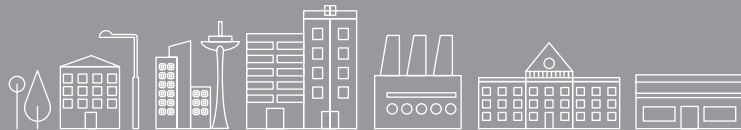
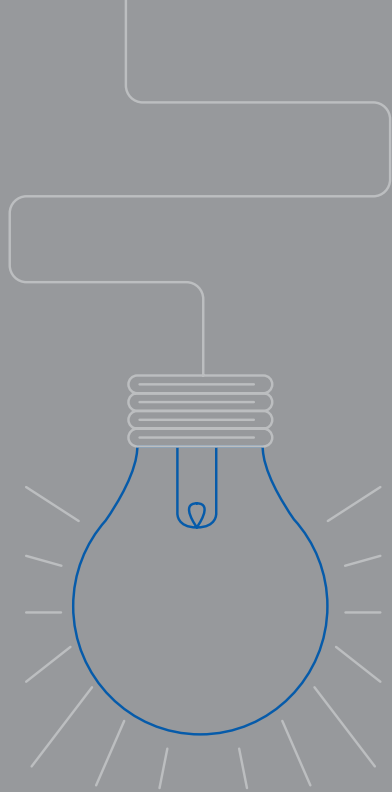
Our Stock Ready portfolio makes it easy to find just what you need. Our products are designed for easy ordering through the Signify portal, easy to install with minimal steps, and competitively priced to meet the demands of budget conscious projects focused on cost and energy. Distributors can also benefit from our Stock Ready program which offers deals on freight, guaranteed sales, price change reimbursement, delistment notifications, marketing support, merchandising, and more.

Certifications & labels

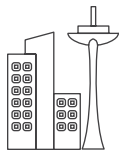


The right solution

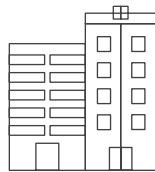
Signify provides the solution to every lighting need whether it's lighting and connecting your public spaces, giving your commercial building an energy saving upgrade, or working on a yet to be constructed hospital, we've got you covered.



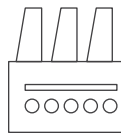
Government



Cities



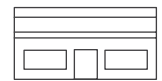
Offices



Industry



Education



Retail



**Ballasts
and Drivers**



**Lamps
and Tubes**




**Retrofit
kits**



**Value-grade
fixtures**



**Specification-grade
lighting**



**Connected
lighting**

Stock up on our new field selectable products

With the unique convenience of adjustable color temperatures and/or lumen outputs, our new Field Selectable product lines make it easy to always have the right product for the job. Field Selectable products give you the added benefit of carrying one SKU versus multiple SKUs, keeping your inventory low and turns high. These product lines are priced right as part of our Stock Ready offering.



Lumen Select Switch



CCT with Select Switch



EvoKit Click 1x4, 2x2, & 2x4 retrofit kits with selectable CCT & Lumens



CorePro TLED lamps with selectable CCT



MainsFit CorePro PLED lamps with selectable CCT



MasterClass corn cob LED HID lamps with dual selectable CCT & Lumens



Flat Downlight LED dual select



Commercial Retrofit Downlight LED dual select



Residential Retrofit Downlight LED select



Surface Mount Downlight LED dual select



ModuLyte LED dual select



Gimbal LED dual select



Downlight LED dual select



SDS Selectable Strip LED dual select



NWL Wraparound LED dual select



VTS Vaportight LED dual select



FCY Value High Bay LED dual select



SBP Selectable Backlit Panel LED dual select



HCY Sealed High Bay LED dual select



EvoKit Click retrofit kit LED dual select



Slim Flood LED dual select



Wall Pack LED dual select



Garage & Canopy LED dual select



Area Light LED select



Security Light LED select



LytePro Area Light LED select



Adjustable Slim Wall Pack LED dual select

PHILIPS

LIGHTOLIER

Day-Brite

Stonco

Interact

A wireless, smart lighting system with integrated and connected sensor.



Make the leap from smart lighting to super smart lighting

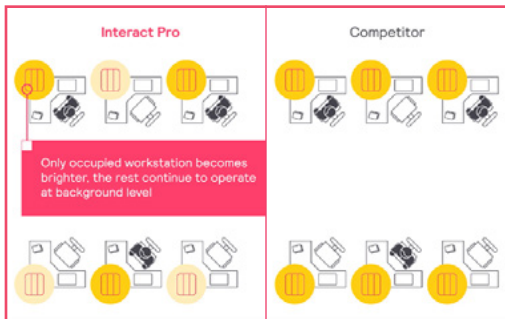
- No restrictions on light points or building size
- Just add a gateway anytime and unlock more capabilities, no need to change or swap sensors
- Future proof your design and lay the right foundation
- Easy point-2-point commissioning sequence enables the installer to be more in control
- With its 3 tier approach Foundation → Advanced → Enterprise, you can start simple and lay the right foundation and scale up to the next tier to access more benefits by adding a gateway
- Unlock super savings and occupant comfort through adaptive dimming and dwell time features
- Get a complete view of the 3 tiers and compatible products at: Interact-lighting.com/Interactproscalablesystem

How are super savings delivered?

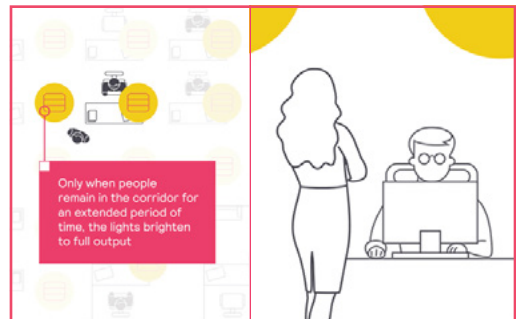
Adaptive dimming & dwell time feature enable the system to adapt to occupancy patterns in real time – delivering deep energy savings while maintaining occupancy comfort levels.

Up to 75%
Savings w/o
gateways

Boost energy savings
up to 85%
with gateways



Adaptive Dimming



Dwell Time

Connectivity is everywhere

Connectivity is the future and key to unlock your smart building potential. Help boost your energy savings, reach your sustainability targets, and enhance occupancy comfort levels immediately from day one.



Interact-enabled controls

Smart wireless devices for code and rebate compliancy to maximize energy savings

- RFSR10 wireless switch relay, ideal to control plug loads or integrate with 0-10V fixtures
- Optional IRT9015 handheld remote to help fast-track the commissioning process and minimize on-site setup time
- SWS200 wireless scene selector to recall custom scenes
- System Bridge Accessory (SBA) for 0-10V and phase dimming integration



**Day-Brite / CFI
FluxStream w/SWZCS***
Simple, easy, convenient strip fixture

- Frosted acrylic diffuser provides wide light distribution and superior glare control
- Compact design for installation in tight spaces
- 2', 3', 4' & 8' tandem lengths available to accommodate many field applications



**Day-Brite / CFI
FluxGrid w/SWZCS***
Familiar style, high quality, affordability

- Access to LED boards and drivers from below the ceiling increases maintenance convenience
- Ribbed or smooth lens options add subtle elegance to any space
- 3000-7400 lumens plus 4 color temperatures allow for flexibility





**Philips
EvoKit retrofit kit***
Retrokit solution

- Accelerate project payback with low price, reduced scrap and 5 min installation time
- Energy efficiency up to 164 lm/W
- Fast configuration with Interact App

* Luminaires are configured with integral Interact sensor.

For additional Interact Ready product solutions visit Interact-lighting.com/en-us/what-is-possible/Interact-pro/scalable-system

Indoor luminaires



Indoor luminaires




Calculite LED




LyteProfile LED



ModuLyte LED



UniFrame




SlimSurface



Residential Retrofit Downlight




Commercial Retrofit Downlight



Downlight & Gimbal



Surface Mount Downlight



Flat Downlight



LyteCaster LED



LyteCaster LED Adjustable Accent



LyteCaster



OmniSpot LED



Alcyon LED



CorePro LED Track




Gimbal Ring LED



Track Head LED



Track Systems



HCY Sealed High Bay



FCY Value High Bay



FBY High Bay



V3W Vaporlume



Fluxstream Family



NWL Wraparound




SDS Selectable Strip




VTS Sealed Strip



EvoGrid



FluxGrid



FlatPanel Gen2



Select Backlit Panel



45V Line Edge-lit LED



Compac Units LED




Edge-Glo Edge-Lit LED



Value+ LED Exit Signs




Value+ LED EM Units



CCSE Series



Interact



Dynalite

Calculite LED

Industry leading visual comfort

Calculite features excellent uniform illumination over time and patented installation flexibility.



Why choose Calculite LED?

- Maximize visual appeal with three beam spread options to give the right distribution and light output
- Ultimate user comfort by providing 50° physical and 45° reflected cutoff, creating less brightness
- Uniform light and color consistency at an SDCM of 2
- Modular 3-piece design that makes servicing and upgrading convenient
- Installation efficiency accomplished by a tool-free install and quick connect technology



Calculite LED

Catalog Number	UPC Code	Model Number	Product Description	Compliance	Case/Pallet Qty	Distr. Ctr.
Calculite LED 1.75" Round						
C2L09DL930RZ10U	190096017126	912400535937	1.75" Round, 900lm, DL, 90CRI, 3000K, 0-10V	ENERGY STAR®	1/210	PA
C2LMP	662057611990	912400461268	1.75" Round, New Construction, Non-IC Frame, Mounting Pan	—	1/132	PA
Calculite LED 4" Round						
CA4RFT	190096030293	912400538534	4" Round, Mud-in Kit (for flush-mount installations)	—	1/1	TN, PA
CA4SFT	190096030309	912400538535	4" Square, Mud-in Kit (for flush-mount installations)	—	1/1	PA
Calculite LED 6" Round						
C4PDL15935WZ10UCCW	—	912400551581	6" Round, 1500lm, DL, 90CRI, 3500K, 0-10V	—	—	IL
CACK10WH	—	912400534783	6" Round, Cable Kit, 120", White	—	—	IL
CACK10BK	—	912400534784	6" Round, Cable Kit, 120", Black	—	—	IL






LyteProfile LED

Flexible

The next generation of Lightolier LyteProfile LED downlights have been redesigned to be flexible for changing project needs.



Why choose LyteProfile LED?

- 60° cut off ensures proper positioning of optics providing better visual comfort
- The combined light engine and reflector allow tool-free installation using quick connect technology
- Standard 120/277V frame simplifies planning and installation
- Easy troubleshooting, changes and upgrades to products post installation
- Uses the same UniFrame infrastructure as the EasyLyte and Calculite families allowing 50K+ product configurations

LyteProfile LED

Catalog Number	UPC Code	Model Number	Product Description	Compliance	C/P Qty	Distr. Ctr.
LyteProfile LED 4" Round – Light Engines						
P4RDL15935WCCZ10U	190096170869	912300000949	4" Round, 1500lm, 90CRI, 3500K, Wide Beam, Comfort Clear Finish, White Flange, 0-10V UNV	ENERGY STAR®	1/96	PA
P4RDL20935WCCZ10U	190096170852	912300000950	4" Round, 2000lm, 90CRI, 3500K, Wide Beam, Comfort Clear Finish, White Flange, 0-10V UNV	ENERGY STAR®	1/96	PA
LyteProfile LED 6" Round – Light Engines						
P6RDL15935WCCZ10U	190096170814	912400556148	6" Round, 1500lm, 90CRI, 3500K, Wide Beam, Comfort Clear Finish, White Flange, 0-10V UNV	ENERGY STAR®	1/96	PA
P6RDL15935WCCZ10U	190096170814	912400556148	6" Round, 1500lm, 90CRI, 3500K, Wide Beam, Comfort Clear Finish, White Flange, 0-10V UNV	ENERGY STAR®	1/96	PA
P6RDL20940WCCZ10U	190096170838	912400556150	6" Round, 2000lm, 90CRI, 4000K, Wide Beam, Comfort Clear Finish, White Flange, 0-10V UNV	ENERGY STAR®	1/96	PA

ModuLyte LED

Selectable Lumens and CCTs

Conveniently toggle Lumen and CCT switches to make adjustments, resulting in the right light for each environment



Why choose ModuLyte LED?

- Quick connect: low voltage plenum-rated cable screws together with twist-lock to attach driver to light engine
- Easy access: to driver after installation
- Retention spring: designed for shallow ceiling plenum and easy maneuvering
- Frames: Optional new construction accessory frames
- Optics: Field interchangeable beams and wall wash
- Accessories: Goof ring accessories expand retrofit capability




ModuLyte LED

Catalog Number	UPC Code	Model Number	Description	C/P Qty	Distr. Ctr.
ModuLyte LED 4" Round Downlight					
Wide beam • 1500/2000/2500lm • 90CRI with 2700/3000/3500/4000/5000K CCTs					
M4RDL259CSWCLZ10U	190096192793	912401592618	CL/WH Z10 UNV	6/120	TN, PA, CA
M4RDL259CSWCDZ10U	190096192809	912401592619	CD/WH Z10 UNV	6/120	TN, PA, CA
M4RDL259CSWWHZ10U	190096192816	912401592620	WH/WH Z10 UNV	6/120	TN, PA, CA
ModuLyte LED 6" Round Downlight					
Wide beam • 1500/2000/2500lm • 90CRI with 2700/3000/3500/4000/5000K CCTs					
M6RDL259CSWCLZ10U	190096192823	912401592621	CL/WH Z10 UNV	6/72	TN, PA, CA
M6RDL259CSWWHZ10U	190096192847	912401592623	CD/WH Z10 UNV	6/72	TN, PA, CA
M6RDL259CSWCDZ10U	190096192830	912401592622	WH/WH Z10 UNV	6/72	TN, PA, CA
Meium beam • 3000/3500/4000lm • 90CRI with 2700/3000/3500/4000/5000K CCTs					
M6RDL409CSMCLZ10U	190096192854	912401592624	CL/WH Z10 UNV	6/72	TN, PA, CA
M6RDL409CSMCDZ10U	190096192861	912401592625	CD/WH Z10 UNV	6/72	TN, PA, CA
M6RDL409CSMWHZ10U	190096192878	912401592626	WH/WH Z10 UNV	6/72	TN, PA, CA
ModuLyte LED 8" Round Downlight					
Wide beam • 1500/2000/2500lm • 90CRI with 2700/3000/3500/4000/5000K CCTs					
M8RDL259CSWCLZ10U	190096192885	912401592627	CL/WH Z10 UNV	4/48	TN, PA, CA
M8RDL259CSWCDZ10U	190096192892	912401592628	CD/WH Z10 UNV	4/48	TN, PA, CA
M8RDL259CSWWHZ10U	190096192908	912401592629	WH/WH Z10 UNV	4/48	TN, PA, CA
Meium beam • 3000/3500/4000lm • 90CRI with 2700/3000/3500/4000/5000K CCTs					
M8RDL409CSMCLZ10U	190096192915	912401592630	CL/WH Z10 UNV	4/48	TN, PA, CA
M8RDL409CSMCDZ10U	190096192922	912401592631	CD/WH Z10 UNV	4/48	TN, PA, CA
M8RDL409CSMWHZ10U	190096192939	912401592632	WH/WH Z10 UNV	4/48	TN, PA, CA

Cat. No.	UPC Code	Model Number	Description	C/P Qty	Distr. Ctr.
ModuLyte LED 4" Accessories					
M4RLW	190096193134	912401592651	Lens Wall Wash Optics	6/768	TN, PA, CA
M4MED	190096193165	912401592654	Medium Beam Optics	6/	TN, PA, CA
M4GRW	190096193189	912401592656	Goof Ring White	6/	TN, PA, CA
4RNSR	190096192526	912401592564	Frame SQ BH NJB	8/288	TN, PA, CA
ModuLyte LED 6" Accessories					
M6RLW	190096193141	912401592652	Lens Wall Wash Optics	6/324	TN, PA, CA
M6MED	190096193172	912401592655	Medium Beam Optics	6/	TN, PA, CA
M6GRW	190096193196	912401592657	Goof Ring White	6/	TN, PA, CA
6RNSR	190096192533	912401592565	Frame SQ BH NJB	8/192	TN, PA, CA
ModuLyte LED 8" Accessories					
M8RLW	190096193158	912401592653	Lens Wall Wash Optics	4/180	TN, PA, CA
M8MED	190096193226	912401592672	Medium Beam Optics	6/	TN, PA, CA
M8GRW	190096193202	912401592658	Goof Ring White	6/	TN, PA, CA
8RNR	190096192946	912401592635	Frame SQ BH NJB	8/192	TN, PA, CA





UniFrame LED

Adaptable, so you can be flexible



Why choose UniFrame?

- Modular plug-and-play receptacle enables quick and easy tool-free installation
- Configurable solutions mean installation can start sooner and be completed in stages
- Future-proof modular design allows easy upgrades without ceiling disturbance
- Unexpected design changes have minimal schedule impact and waste

UniFrame LED


Catalog Number	UPC Code	Model No.	Product Description	Compliance	Case/Pallet Qty	Distribution Center
UniFrame 4" Round - Frames						
4RN	784197641924	912400546884	4" Round, New Construction, Non-IC	—	1/96	IL, TN, PA, CA
4RNLC	784197641948	912400546887	Frame-in Kit, 4" Non-IC Chicago Plenum	—	1/96	IL
UniFrame 4" Square - Frames						
4SN	784197641955	912400546890	4" Square, New Construction, Non-IC	—	1/96	IL, TN, PA, CA
4SNLC	784197690458	912400546893	Frame-in Kit, 4"x4" Non-IC Chicago Plenum	—	1/96	IL
UniFrame 6" Round - Frames						
6RN	784197641979	912400546896	6" Round, New Construction, Non-IC	—	1/96	IL, TN, PA, CA
6RNLC	784197641993	912400546899	6" Round, New Construction, Non-IC, Chicago Plenum	—	1/96	IL
UniFrame 6" Square - Frames						
6SN	784197642006	912400546903	6" Square, New Construction, Non-IC	—	1/72	IL, TN



SlimSurface

Add style and light
to any space easily

Ideal when you are faced with a challenging ceiling, but you still want a good-looking downlight.



Why choose SlimSurface?

- Slender 5/8" profile solves the problem of limited plenum space
- Easy to install on standard J-boxes with a quick snap
- Affordable alternative to Air-Seal IC recessed housings or Fire-Rated boxes
- Wet location listing allows for use in showers and bathrooms (if code requires)
- Even illumination edge-lit technology (flex strip LEDs) will give even illumination with no dark spots or shadows



SlimSurface

Catalog Number	UPC Code	Model Number	Product Description	Compliance	Case/Pallet Qty	Distribution Center
SlimSurface 5" Round						
S5R827K7	662057988672	912401050011	5" Round, 650lm, 80CRI, 2700K, White Finish, ELV/TRIAC, 120V	ENERGY STAR®	1/336	PA
S5R830K7	662057936055	912400530938	5" Round, 650lm, 80CRI, 3000K, White Finish, ELV/TRIAC, 120V	ENERGY STAR®	1/336	CA, TN, PA
S5R930K7	190096037056	912400542343	5" Round, 600lm, 90CRI, 3000K, White Finish, ELV/TRIAC, 120V	ENERGY STAR®	1/336	TN
SlimSurface 7" Round						
S7R827K10	662057988726	912401050016	7" Round, 1000lm, 80CRI, 2700K, White Finish, ELV/TRIAC, 120V	ENERGY STAR®	1/160	PA
S7R830K10	662057988740	912401050018	7" Round, 1000lm, 80CRI, 3000K, White Finish, ELV/TRIAC, 120V	ENERGY STAR®	1/160	CA, TN, PA
S7R835K10	662057985572	912400537066	7" Round, 900lm, 80CRI, 3500K, White Finish, ELV/TRIAC, 120V	ENERGY STAR®	1/160	PA
S7R930K10	190096037179	912400542349	7" Round, 900lm, 90CRI, 3000K, White Finish, ELV/TRIAC, 120V	ENERGY STAR®	1/160	PA, CA

Residential Retrofit Downlight 5/6"



Residential Retrofit Downlight 4"



Residential Retrofit Downlight

An LED retrofit as **easy as snap and click**

Hassle-free install will save you time and frustration on the job site. You may not even need to open your toolbox.



Why choose Retrofit Downlight?

- Adjustable color temperature switch allows you to make choices while your install or afterward
- Utilizes existing frames to make replacing old downlighting and upgrading to LED a truly easy task
- Flexible springs allow for installation without tools
- Quick-connect plug and medium-based socket adapter means no extra accessories to purchase

Residential Retrofit Downlight LED select

Catalog Number	UPC Code	Model Number	Product Description	Compliance	Case/Pallet Qty	Distribution Center
Residential Retrofit Downlight 4" Round						
RD4R79301W	190096131976	911401868184	4" Round, 700lm, 90CRI, 3000K, 120V	ENERGY STAR®	16/560	PA TN CA
RD4R79SCT1W	190096131952	911401867984	4" Round, 700lm, 90CRI, 5CCT, 120V	ENERGY STAR®	12/300	PA TN CA
Residential Retrofit Downlight 5/6" Round						
RD6R99301W	190096131983	911401868284	6" Round, 900lm, 90CRI, 3000K, 120V	ENERGY STAR®	16/560	PA TN CA
RD6R99SCT1W	190096131969	911401868084	6" Round, 900lm, 90CRI, 5CCT, 120V	ENERGY STAR®	12/300	PA TN CA
Residential Retrofit Accessory						
RD4RR	190096196258	911401808885	6" Remodeler housing	—	6	PA
RD4RN	190096196609	911401833685	4" Frame-in kit housing	—	6	PA
RD6RR	190096196593	911401833585	6" Remodeler housing	—	6	PA
RD6RN	—	—	6" Frame-in kit housing	—	6	PA



Commercial Retrofit Downlight

Bright, brighter, **brightest**

Will reduce onsite time and headaches for busy installers with its adjustable lumen and color output switch.



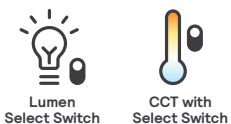
Why choose Commercial Retrofit Downlight?

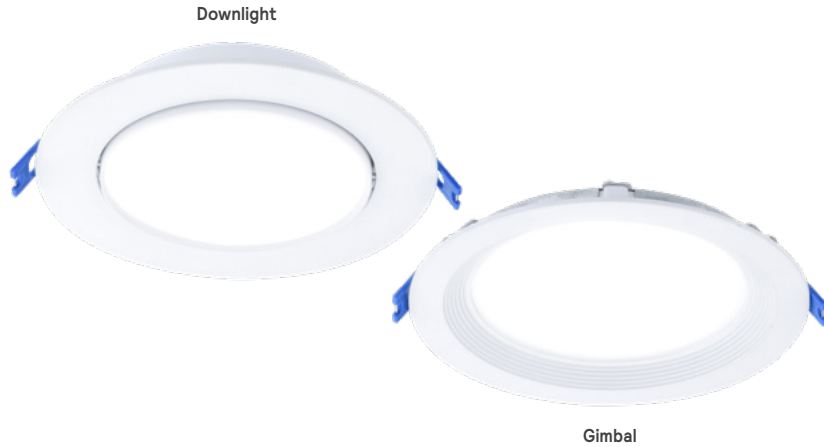
- Adjustable lumen output and color temperature switch allows you to make choices while you install or afterward
- Great for different ceiling heights and different light level needs
- Sturdy metal clips provide a solid fit and easy installation
- Out-of-the-box pre-wired with flexible metal conduit
- 50,000 hour rated life (L70)



Commercial Retrofit Downlight LED dual select

Catalog Number	UPC Code	Model Number	Product Description	Compliance	C/P Qty	Distr. Ctr.
Commercial Retrofit Downlight 4" Round						
CR4RLMCCT	190096131266	911401870081	4" Round, 500-1000lm, 90CRI, 3000K-3500K-4000K, White Finish, 120-347V	—	288	TN, PA
Commercial Retrofit Downlight 6" Round						
CR6RLMCCT	190096131273	911401870181	6" Round, 700-1500lm, 90CRI, 3000K-3500K-4000K, White Finish, 120-347V	—	120	CA, TN, PA
Commercial Retrofit Downlight 8" Round						
CR8RLMCCT	190096131280	911401870281	8" Round, 1000-2000lm, 90CRI, 3000K-3500K-4000K, White Finish, 120-347V	—	72	CA, TN, PA
Commercial Retrofit Downlight 10" Round						
CR10RLMCCT	190096131297	911401870381	10" Round, 2000-3000lm, 90CRI, 3000K-3500K-4000K, White Finish, 120-347V	—	48	TN, PA





Downlight and Gimbal

The CCT and Lumen selection features make it easy to adjust at the time of installation.



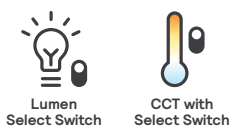
Why choose Downlight and Gimbal?

- Sizes: 3, 4, & 6 inch round
- Dimming: TRIAC down to 10%
- Installation: Easy with detachable junction box
- Lifetime: L70 at 50,000 hours
- Listings: ENERGY STAR[®], Title 24 (JA8-2016), damp location, ETL listed. Airseal IC.
- Warranty: 5 year limited

Downlight & Gimbal LED dual select

Catalog Number	UPC Code	Model No.	Product Description	Compliance	C/P Qty	Dist. Ctr.
Downlight 3" Round (2700K-3000K-3500K-4000K-5000K)						
DL3RSLMZ10SCTUW	190096131853	911401837684	370lm/500lm, UNV	ENERGY STAR [®]	8/320	PA TN CA
DL3R4ESCT1W	190096196234	911401884284	500lm, 120V	ENERGY STAR [®]	8/384	PA TN CA
Downlight 4" Round (2700K-3000K-3500K-4000K-5000K)						
DL4RSLMZ10SCTUW	190096131877	911401837884	540lm/700lm, UNV	ENERGY STAR [®]	8/240	PA TN CA
DL4R7ESCT1W	190096131914	911401837784	700lm, 120V	ENERGY STAR [®]	20/640	PA TN CA
Downlight 6" Round (2700K-3000K-3500K-4000K-5000K)						
DL6RSLMZ10SCTUW	190096131891	911401838084	900lm/1100lm, UNV	ENERGY STAR [®]	8/160	PA TN CA
DL6R1IESCT1W	190096131884	911401837984	1100lm, 120V	ENERGY STAR [®]	10/300	PA TN CA
Gimbal 3" Round (2700K-3000K-3500K-4000K-5000K)						
GB3RSLMZ10SCTUW	190096131907	911401837184	370lm/500lm, UNV	ENERGY STAR [®]	8/320	PA TN CA
GB3R4ESCT1W	190096196227	911401884184	500lm, 120V	ENERGY STAR [®]	8/384	PA TN CA
Gimbal 4" Round (2700K-3000K-3500K-4000K-5000K)						
GB4RSLMZ10SCTUW	190096131921	911401837384	540lm/700lm, UNV	ENERGY STAR [®]	8/240	PA TN CA
GB4R7ESCT1W	190096131860	911401837284	700lm, 120V	ENERGY STAR [®]	8/480	PA TN CA
Gimbal 6" Round (2700K-3000K-3500K-4000K-5000K)						
GB6RSLMZ10SCTUW	190096131945	911401837584	900lm/1100lm, UNV	ENERGY STAR [®]	8/160	PA TN CA
GB6R1IESCT1W	190096131938	911401837484	1100lm, 120V	ENERGY STAR [®]	6/240	PA TN CA

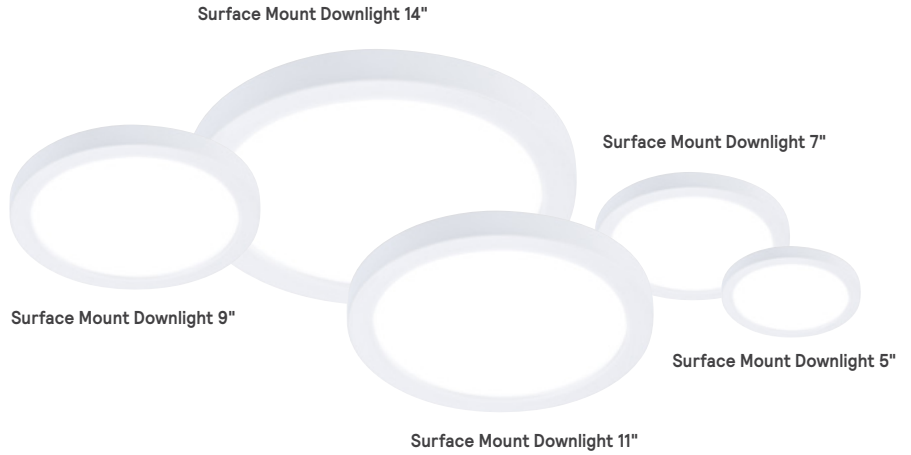
Cat. No.	UPC Code	Model No.	Product Description	C/P Qty	Dist. Ctr.
Gimbal Dual Select Square Black Trim					
DSGB6RTBK	190096196449	911401810785	6" Trim Black	80	PA
DSGB4RTBK	190096196401	911401810385	4" Trim Black	180	PA
DSGB3RTBK	190096196425	911401810585	3" Trim Black	180	PA
Downlight Dual Select Square Black Trim					
DSDL6RTBK	190096196432	911401810685	6" Trim Black	80	PA
DSDL4RTBK	190096196456	911401810885	4" Trim Black	180	PA
DSDL3RTBK	190096196579	911401833385	3" Trim Black	180	PA
New Construction Plate					
DSANCP468	190096196364	911401809985	4" 6" 8" Plate	10	PA
New Construction Plate Round					
DSANCP5	190096196265	911401808985	5" Plate	10	PA
DSANCP468	190096196364	911401809985	4" 6" 8" Plate	10	PA
DSANCP346	190096196357	911401809885	3" 4" 6" Plate	10	PA
New Construction Plate Square					
DSANCP468	190096196319	911401809485	4" 6" 8" Plate	10	PA
DSANCP346	190096196289	911401809185	3" 4" 6" Plate	10	PA
Dual Select Extension Cord					
DSAEC20	190096196272	911401809085	20" Ext. Cord	250	PA



Surface Mount Downlight

The shallow ceiling **problem solver**

Ideal when faced with a challenging ceiling, but you still want a good-looking downlight.



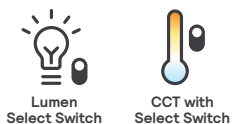
Why choose Surface Mount Downlight?

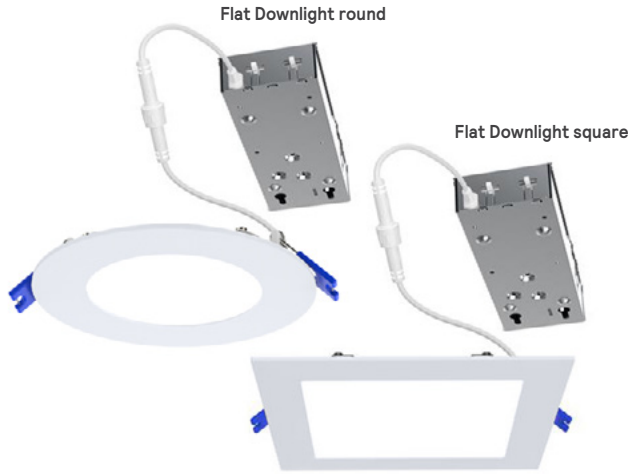
- Easy to install on standard J-boxes
- Surface mount downlight solves the problem of limited plenum space
- Glare controlling lens for comfortable light distribution
- Affordable alternative to Air-Seal IC recessed housings
- Support wire attached for easy installation
- ENERGY STAR® and Title 24 listed



Surface Mount Downlight LED dual select

Catalog Number	UPC Code	Model Number	Product Description	Compliance	Case/Pallet Qty	Distr. Ctr.
Surface Mount Downlight 5" Round						
SD5R7ESCT1W	190096131785	911401836484	5" Round, 700lm, 90CRI, 2700K-3000K-3500K-4000K-5000K, 120V	ENERGY STAR®	8/672	PA TN CA
SD5RSLMZ10SCTUW	190096131792	911401836584	5" Round, 540lm/700lm, 90CRI, 2700K-3000K-3500K-4000K-5000K, UNV	ENERGY STAR®	8/672	PA TN CA
Surface Mount Downlight 7" Round						
SD7R10ESCT1W	190096131808	911401836684	7" Round, 1000lm, 90CRI, 2700K-3000K-3500K-4000K-5000K, 120V	ENERGY STAR®	8/360	PA TN CA
SD7RSLMZ10SCTUW	190096131815	911401836784	7" Round, 800lm/1000lm, 90CRI, 2700K-3000K-3500K-4000K-5000K, UNV	ENERGY STAR®	8/360	PA TN CA
Surface Mount Downlight 9" Round						
SD9R12ESCT1W	190096196197	911401883884	9" Round, 1200lm, 90CRI, 2700K-3000K-3500K-4000K-5000K, 120V	ENERGY STAR®	8/192	PA TN CA
SD9RSLMZ10SCTUW	190096131822	911401836884	9" Round, 900lm/1200lm, 90CRI, 2700K-3000K-3500K-4000K-5000K, UNV	ENERGY STAR®	8/192	PA TN CA
Surface Mount Downlight 11" Round						
SD11R15ESCT1W	190096196203	911401883984	11" Round, 1500lm, 90CRI, 2700K-3000K-3500K-4000K-5000K, 120V	ENERGY STAR®	6/162	PA TN CA
SD11RSLMZ10SCTUW	190096131839	911401836984	11" Round, 1200lm/1500lm, 90CRI, 2700K-3000K-3500K-4000K-5000K, UNV	ENERGY STAR®	6/162	PA TN CA
Surface Mount Downlight 14" Round						
SD14R16ESCT1W	190096196210	911401884084	14" Round, 2000lm, 90CRI, 2700K-3000K-3500K-4000K-5000K, 120V	ENERGY STAR®	5/90	PA TN CA
SD14RSLMZ10SCTUW	190096131846	911401837084	14" Round, 1600lm/2000lm, 90CRI, 2700K-3000K-3500K-4000K-5000K, UNV	ENERGY STAR®	6/90	PA TN CA





Flat Downlight

Make your next lighting project faster and easier, with a product from a name you can trust.



Why choose Flat Downlight?

- FD select: 4 field selectable CCT options
- FD dual select: 5 field selectable CCT and multiple lumen selection options
- Quick and easy installation without frame or reflector
- Junction box clips to luminaire meeting National Electric Code (NEC)
- Dimmable to 10%
- Lifetime >50,000 hours (L70)
- IC-rated for insulation direct contact
- UL1598 wet location rated

Flat Downlight LED dual select

Catalog Number	UPC Code	Model No.	Product Description	Cp.	C/P Qty	Dist. Ctr.
Flat Downlight Dual Select Round (2700K-3000K-3500K-4000K-5000K)						
FD3R7ESCT1W	190096196166	911401883584	3" Round, 480lm, WH, 120V	ES	12/384	PA TN CA
FD3RSLMZ10SCTUW	190096131679	911401825284	3" Round, 370lm/500lm, WH, UNV	ES	12/288	PA TN CA
FD4R7ESCT1W	190096131686	911401825384	4" Round, 700lm, WH, 120V	ES	20/360	PA TN CA
FD4RSLMZ10SCTUW	190096131693	911401825484	4" Round, 540lm/700lm, WH, UNV	ES	12/216	PA TN CA
FD5R9ESCT1W	190096196173	911401883684	5" Round, 900lm, WH, 120V	ES	6/270	PA TN CA
FD5RSLMZ10SCTUW	190096131709	911401825584	5" Round, 900lm/1100lm, WH, UNV	ES	6/180	PA TN CA
FD6R11ESCT1W	190096131716	911401825684	6" Round, 1100lm, WH, 120V	ES	10/300	PA TN CA
FD6RSLMZ10SCTUW	190096131723	911401825784	6" Round, 900lm/1100lm, WH, UNV	ES	6/180	PA TN CA
FD8R13ESCT1W	190096196180	911401883784	8" Round, 1300lm, WH, 120V	ES	6/144	PA TN CA
FD8RSLMZ10SCTUW	190096131730	911401825884	8" Round, 1100lm/1300lm, WH, UNV	ES	6/144	PA TN CA
Flat Downlight Dual Select Square (2700K-3000K-3500K-4000K-5000K)						
FD3SSLMZ10SCTUW	190096131747	911401825984	3" Square, 370lm/500lm, WH, UNV	ES	12/288	PA TN CA
FD4SSLMZ10SCTUW	190096131754	911401826084	4" Square, 540lm/700lm, WH, UNV	ES	12/216	PA TN CA
FD6SSLMZ10SCTUW	190096131761	911401826184	6" Square, 900lm/1100lm, WH, UNV	ES	6/180	PA TN CA
FD8SSLMZ10SCTUW	190096131778	911401826284	8" Square, 1100lm/1300lm, WH, UNV	ES	6/144	PA TN CA

ES = ENERGY STAR®

Cat. No.	UPC Code	Model No.	Product Description	C/P Qty	Dist. Ctr.
Flat Downlight Dual Select Round Black Trim					
DSFD8RTBK	190096196340	911401809785	8" Round	80	PA
DSFD6RTBK	190096196333	911401809685	6" Round	80	PA
DSFD5RTBK	190096196395	911401810285	5" Round	180	PA
DSFD4RTBK	190096196388	911401810185	4" Round	180	PA
DSFD3RTBK	190096196371	911401810085	3" Round	180	PA
Flat Downlight Dual Select Square Black Trim					
DSFD8STBK	190096196302	911401809385	8" Square	80	PA
DSFD6STBK	190096196296	911401809285	6" Square	80	PA
DSFD4STBK	190096196326	911401809585	4" Square	180	PA
DSFD3STBK	190096196418	911401810485	3" Square	180	PA
Flat Downlight New Construction Plate					
FD4NCP	190096131198	911401865081	4" Plate, 40/2000, factory		
FD6NCP	190096131204	911401865181	6" Plate, 40/2000, factory		
Flat Downlight Dual Select New Construction Plate Round					
DSANCPR5	190096196265	911401808985	5" Plate	10	PA
DSANCPR346	190096196357	911401809885	3" 4" 6" Plate	10	PA
Flat Downlight Dual Select New Construction Plate Square					
DSANCPSS346	190096196289	911401809185	3" 4" 6" Plate	10	PA
DSANCPSS468	190096196319	911401809485	4" 6" 8" Plate	10	PA
Flat Downlight Dual Select Extension Cord					
DSAEC20	190096196272	911401809085	20" Ext. Cord	250	PA



LyteCaster LED

Comfort and quality

Lightolier LyteCaster LED Downlight and Adjustable luminaires provide comfortable, quality illumination for new construction and renovation spaces.



Why choose LyteCaster LED?

- Comprehensive low cost IC family provides great value and visual performance
- 4", 5" and 6" round and square
- Efficacy up to 90lm/W
- Lumens: 650–2000



LyteCaster LED

Catalog Number	UPC Code	Model Number	Product Description	Compliance	Case/Pallet Qty	Distribution Center
LyteCaster LED 4" Round - Frames						
L4R10AE1VB	190096170593	912400556191	1000lm AirSeal IC New Construction with Screws ELV 120V	ENERGY STAR®	1/90	Factory
L4R10ANE1VB	190096170586	912400556193	1000lm AirSeal IC New Construction with Nails ELV 120V	ENERGY STAR®	1/88	Factory
LyteCaster LED 4" Round - Trims						
L4RBW	662057993690	912401050056	Baffle Downlight Style White Finish	—	1/378	PA
LyteCaster LED 5" Round - Frames						
L5R10RE1VB	190096170562	912400556202	1000lm AirSeal IC Remodeler ELV 120V	ENERGY STAR®	1/192	PA
LyteCaster LED 5" Round - Trims						
L5RBW	662057993836	912401050072	Baffle Downlight Style White Finish	—	1/378	PA
L5RDD	662057993843	912401050073	Open Downlight Style Clear Diffuse Finish	—	1/378	TN
LyteCaster LED 6" Round - Frames						
L6R15AE1VB	662057994062	912400556210	1500lm AirSeal IC New Construction with Screws ELV 120V	ENERGY STAR®	1/90	PA
L6R15ANE1VB	190096170630	912400556212	1500lm AirSeal IC New Construction with Nails ELV 120V	ENERGY STAR®	1/90	TN
LyteCaster LED 6" Round - Trims						
L6RBW	662057993980	912401050085	Baffle Downlight Style White Finish	—	1/160	PA
L6RDD	662057993997	912401050086	Open Downlight Style Clear Diffuse Finish	—	1/160	CA, TN, PA
L6RDW	662057994000	912401050087	Open Downlight Style White Finish	—	1/160	PA





LyteCaster LED 3" Accent

Design versatility to fit any space

A wide range of options to customize your lighting solution for any application with efficacies ranging up to 800 lm/W.



Why choose LyteCaster LED 3" Accent?

- Sizes: 3"
- Efficacy: up to 72 lm/W
- Lumens: 800
- Wattage: 11 W
- Voltage: 120V or 120V-277V
- CCT: 2700 K-3500 K
- CRI: 80 min
- Dimming: ELV/TRIAC (10%)
- Lifetime: 50,000 hour (L70)

LyteCaster LED Accent

Catalog Number	UPC Code	Model Number	Product Description	Compliance	Case/Pallet Qty	Distribution Center
LyteCaster LED 3" Round - Frames						
L3AE1	662057999326	912401052144	AirSeal IC New Construction with Screws ELV 120V	—	1/90	CA, TN, PA
L3ANE1	662057999333	912401052145	3.75" NEW CONSTRUCT. AIRSEAL IC 120V ELV DIM NAIL	—	1/90	PA
L3CE1	662057999319	912401052147	3.75" REMODELER NON-IC 120V ELV DIM	—	1/60	PA
L3NZ10U	662057999456	912401052146	3.75" NEW CONSTRUCT. NON-IC 120V/277 0-10V DIM SCR	—	1/90	TN
LyteCaster LED 3" Round/Square - Light Engine						
L308930F	662057998053	912401052136	800lm 3000K 90CRI Flood Beam	ENERGY STAR®	1/336	PA
L308927F	662057998152	912401052132	800lm 2700K 90CRI Flood Beam	ENERGY STAR®	1/336	PA
LyteCaster LED 3" Round - Trims						
L3RAW	662057997674	912401050205	Adjustable Downlight Style White Cone Finish White Flange	—	12/1008	PA
L3RBW	662057997605	912401050202	Baffle Downlight Style White Finish White Flange	—	12/1008	PA
L3RDD	662057997629	912401052128	Downlight Style Diffuse Cone Finish White Flange	—	12/1152	PA
L3RDW	662057997636	912401052127	Downlight Style White Cone Finish White Flange	—	12/840	CA, TN, PA
L3RGW	662057997827	912401052122	Gimbal Style White Finish White Flange	—	12/1008	PA
L3RSW	662057997681	912401050196	Shower Light Wash Style White Flange	—	12/1152	PA
LyteCaster LED 3" Square - Trims						
L3SDD	662057997735	912401050212	Downlight Style Diffuse Cone Finish White Flange	—	12/840	PA
L3SDW	662057997759	912401050197	Downlight Style White Cone Finish White Flange	—	12/1152	PA



LyteCaster 3.75"

Defining downlighting

Ideal general purpose small aperture solution providing comfortable, quality light. Multiple frame types accommodate various installs, and multiple trim types and finishes provide an array of options to fully accentuate the architectural appeal in the space.



Why choose LyteCaster?

- Sizes: Miniature 3¾" aperture
- Voltage: Line volatge
- Installation: New construction and Remodeler frames
- Applications: Non-IC and AirSeal (IC/Air-tite)
- Styles: Full array of trim types and finishes



LyteCaster 3.75" (conventional)

Catalog No.	UPC Code	Model Number	Product Description	Compliance	C/P Qty	Dist. Ctr.
LyteCaster Conventional 3.75" Round - Frames						
2000AIC	784197200022	912400463984	Incandescent AirSeal IC New Construction Frame	—	2/126	PA
2000IC	784197200015	912400462002	Incandescent IC New Construction Frame	—	2/126	PA
2002P1	784197146658	912400462016	Incandescent Non-IC New Construction Frame	—	6/162	PA
2003R	784197174590	912400491713	Incandescent Non-IC Remodeler Frame for 3.75" Apertures	—	6/480	PA
2003RS	784197176143	912400462018	Incandescent Non-IC Remodeler Frame for 4.125" Apertures	—	1/160	PA
2000LV	784197146672	912400462003	Incandecent, LV THERML FIK USE W/2005,05WH,06,08,10,	—	2/126	PA
2000LVR	784197200053	912400463986	Incandecent, LV REMODLR KIT USE W/2005,05WH,06,08,10	—	2/126	PA
2004ICV	784197239541	912400463997	Lytening Low Voltage MR16 Airseal IC Housing Magnetic Transformer with Screws 120V	—	1/36	TN, PA
2004ICVN	784197238995	912400468426	Lytening Low Voltage MR16 Airseal IC Housing Magnetic Transformer with Nails 120v	—	1/36	TN, PA
LyteCaster Conventional 3.75" Round - Trims						
2013	784197146627	912400460292	Cone Specular Clear Finish	—	6/576	PA
2013CD	784197359690	912400462032	Cone Clear Diffuse Finish	—	1/294	PA
2013WH	784197201302	912400462035	Cone White Finish	—	1/294	PA
2025WH	784197386962	912400462041	Mini Swivel Adjustable MR16 White Finish	—	1/294	PA
2027WH	784197200206	912400462044	Recessed Adjustable Step Baffle White Finish	—	1/294	PA
2076WH	662057206080	912400462056	Basic Baffle White Finish	—	6/576	PA
2090	784197501020	912400460302	Flat Glass Lens Clear Shower Light with Plastic White Flange (wet location)	—	1/294	PA





LyteCaster 5"

Defining downlighting

Ideal general purpose solution providing comfortable, quality light. Multiple frame types accommodate various installs, and multiple trim types and finishes provide an array of options to fully accentuate the architectural appeal in the space.



Why choose LyteCaster?

- Sizes: 5" architectural aperture
- Installation: New construction and Remodeler frames
- Applications: Non-IC and AirSeal (IC/Air-tite)
- Styles: Full array of trim types and finishes

LyteCaster 5" (conventional)

Catalog No.	UPC Code	Model Number	Product Description	Compliance	C/P Qty	Dist. Ctr.
LyteCaster Conventional 5" Round - Frames						
1002P1	784197120078	912400461798	Incandescent Non-IC Frame	—	6/162	PA
1003R	784197174576	912400491667	Incandescent Non-IC Remodeler Frame for 5" Apertures	—	6/480	PA
1004ICS	784197176082	912400463898	Lyteneing Non-IC & IC Housing Can for use with 1000 series, single pack	—	1/54	PA
1004ICNQ	784197291839	912400468302	Lyteneing IC/NON-IC FIK 5" with Prinstal Nailer Bars	—	1/54	PA
1004IC	784197159290	912400461802	Lyteneing Non-IC & IC Housing Can for use with 1000 series	—	8/144	PA
1004ICN	784197198596	912400463895	IC/Non-IC FIK with preinstalled nailer bars	—	8/144	PA
1004ICR	784197159320	912400463897	Lyteneing IC/Non-IC Remodeler Frame for 1000 series	—	1/144	TN, PA, CA
LyteCaster Conventional 5" Round - Trims						
1005WH	784197100506	912400461808	Step Baffle White Finish	—	6/576	PA
1013	784197120450	912400460159	Cone Specular Clear Finish	—	6/576	PA
1013CD	784197359706	912400461817	Cone Clear Diffuse Finish	—	6/576	PA
1071	784197120696	912400460170	Open Reflector White Finish	—	6/576	PA
1076WH	784197107604	912400461847	Basic Baffle White Finish	—	6/432	TN, PA, CA
1177LX	784197194758	912400461942	Flush Glass Shower Light with Plastic White Flange (wet location)	—	1/180	PA
1090	784197501006	912400460177	5" Flat Lens Wet Location Trim	—	1/252	PA
C76WH	784197205874	912400461297	Spun White Baffle Reflector Trim	—	48/864	TN, PA, CA



LyteCaster 6.75"

Defining downlighting

Ideal general purpose solution providing comfortable, quality light. Multiple frame types accommodate various installs, and multiple trim types and finishes provide an array of options to fully accentuate the architectural appeal in the space.



Why choose LyteCaster?

- Sizes: 6¾" architectural aperture
- Installation: New construction and Remodeler frames
- Applications: Non-IC and AirSeal (IC/Air-tite)
- Styles: Full array of trim types and finishes



LyteCaster 6.75" (conventional)

Catalog No.	UPC Code	Model Number	Product Description	Comp.	C/P Qty	Dist. Ctr.
LyteCaster Conventional 6.75" Round - Frames						
1102P1	784197110222	912400461868	Incandescent Non-IC Frame	—	6/162	PA
1103R	784197174583	912400491677	Incandescent Remodeler Ring Non-IC Frame for 6.75" Apertures	—	6/480	PA
1104IC	662057517995	912400461802	Lytening Incandescent New Construction Non-IC & IC Housing with Screws	—	8/72	PA
1104ICN	784197198589	912400463895	Lytening Incandescent New Construction Non-IC & IC Housing with Nails	—	8/72	PA
1104ICNQ	784197291815	912400468302	Lytening Incandescent New Construction Non-IC & IC Housing with Nails (Quick Connect)	—	8/72	TN
1104ICX	784197219819	912400463939	Lytening Incandescent New Construction IC Housing with Screws	—	4/60	PA
1104ICXN	784197239015	912400468377	Lytening Incandescent New Construction IC Housing with Nails	—	4/60	Factory
LyteCaster Conventional 6.75" Round - Trims						
1113	784197123352	912400460187	Cone Specular Clear Finish	—	6/360	PA
1113CD	784197359713	912400461884	Cone Clear Diffuse Finish	—	1/180	Factory
1117WH	784197243609	912400461892	Baffle White Finish	—	48/864	CA
1133WH	784197113322	912400461918	Slope Ceiling 30°-45° Baffle White Finish	—	1/120	PA
1176	784197003500	912400460220	Basic Baffle Black Finish	—	6/360	TN, PA
1176WH	784197003517	912400461941	Basic Baffle White Finish	—	6/360	TN, PA, CA
1176WHSNEW	784197120368	912400472652	Basic Baffle White Finish	—	1/88	PA
1178SH	784197117818	912400461946	Drop Opalex Shower Light with Plastic White Flange (wet location)	—	1/180	TN
1182	784197118204	912400460221	Basic Eyeball White Finish	—	1/180	PA
B17WH	784197290580	912400461246	6 3/4" White Baffle BR30	—	48/720	CA





OmniSpot LED

Small is the new big

These luminaires are no exception. Combining compact design with power to keep attention focused exactly on designated areas of interest.



Why choose OmniSpot LED?

- Compact, sleek aesthetic with no visible heat sink
- Excellent beam control with industry leading center beam candlepower up to 30,000
- Unobtrusive track head at less than 1" of space between the track and track head
- 6 different track adapters available, making installation a breeze
- Superior optical control designed for retail



OmniSpot LED

Catalog Number	UPC Code	Model Number	Product Description	Compliance	Case/Pallet Qty	Distribution Center
OmniSpot LED 600lm/1000lm with Lightolier Track Adapter						
LC10830WTE	190096037445	912400539857	1000lm 80CRI 3000K White Finish ELV 120V	ENERGY STAR®	1/336	Factory
OmniSpot LED 600lm/1000lm Accessories						
LC10SF	190096029006	912400540151	Small Soft Focus Diffusion Film	—	1/140	PA
OmniSpot LED 20000lm Accessories						
LC20HC	190096030187	912400540143	Medium Hex Cell Louver Black Finish	—	1/140	PA
OmniSpot LED Recessed Multiples						
LLMRF	190096028849	912400540136	Small Reflector Flood Beam Reflector	—	1/378	PA
LLMRNF	190096028832	912400540135	Small Reflector Narrow Flood Beam Reflector	—	30/330	PA





Alcyon LED

The quick and easy **install solution**

Ideal for display, accent and task lighting and offer higher efficiency than incandescent or halogen sources leading to energy savings with no ultraviolet or infrared radiation.



Why choose Alcyon LED?

- Market leading efficiency and “candlepower punch”
- Tool-less aiming, tilt and pull-down design
- 3-part system designed for high performing, target illumination

Alcyon LED

Catalog Number	UPC Code	Model Number	Product Description	Compliance	Case/Pallet Qty	Distribution Center
Alcyon LED Vertical 1300lm Track Heads						
LLAV11RF	662057896809	912400520464	Flood Beam Reflector	—	1/336	CA
LLAV11RNF	662057896816	912400520529	Narrow Flood Beam Reflector	—	1/336	PA
LLAV11RS	662057897110	912400520465	Spot Beam Reflector	—	1/336	PA



CorePro LED Track

Designed with simplicity in mind

The Lightolier CorePro LED Mini Cylinder is small and sleek for lower mounting heights and smaller spaces.



Why choose CorePro LED Track?

- Consumes 82% less energy than a 50W MR16
- Higher flux than available LED MR16 lamps
- Provides the efficiency, output and lifetime only an integrated LED solution can offer
- No need to replace halogen lamps and bi-pin sockets



CorePro LED Track

Catalog Number	UPC Code	Model Number	Product Description	Compliance	Case/Pallet Qty	Distribution Center
CorePro Track LED Track Heads						
LT08RNF830WHVA	190096041763	912400541984	900lm 8CRI 3000K Narrow Flood Beam White Finish	ENERGY STAR®	1/224	Factory
LT08RWF830BKVA	190096041923	912400542001	900lm 8CRI 3000K Wide Flood Beam Black Finish	ENERGY STAR®	1/224	Factory





Gimbal Ring

Clean design for a **close fit**

Features a minimalistic form designed with LED lamps in mind, helping keep the customer's focus where you want it to be.



Why choose Gimbal Ring?

- Designed with minimalistic form to create a close fit with LED lamps
- Miniaturized detailed yoke and ring-shaped lampholder for a clean appearance
- Front relamping for easy maintenance
- Units adjust horizontally up to 350° and vertically up to 90°
- Molded polycarbonate bodies allow for scratch free handling during installation and relamping

Gimbal Ring

Catalog Number	UPC Code	Model Number	Product Description	Compliance	Case/Pallet Qty	Distribution Center
Gimbal Ring LED Track Heads						
9030NWH	662057905914	912400528335	PAR30 White Finish	—	1/224	PA
9038NBK	662057905938	912400528336	PAR38 Black Finish	—	1/192	TN
9038NWH	662057905945	912400528337	PAR38 White Finish	—	1/192	PA
Gimbal Ring Track Heads						
9021WH	784197902100	912400462730	Mini Universal 250W Max Matte White	—	1/192	PA



Track Head LED

The light you want
at the budget you need




Why choose Track Head LED?

- Market leading efficiency and “candlepower punch”
- Tool-less aiming, tilt and pull-down design
- 3-part system designed for high performing, target illumination



Track Head LED

Catalog Number	UPC Code	Model Number	Product Description	Compliance	Case/Pallet Qty	Distribution Center
Track Heads with Lightolier Track Adapter						
TH10930NF1B	190096016495	912400535922	1100lm 90CRI 3000K Narrow Flood Beam 120V Black Finish	ENERGY STAR®	6/312	PA
TH10930NF1W	190096016488	912400535921	1100lm 90CRI 3000K Narrow Flood Beam 120V White Finish	ENERGY STAR®	6/312	TN, PA



Track Systems

While continually improved over the years, our original track design from 1961 remains intact

Every Lightolier track luminaire today will work on the very first piece of track we ever produced.



Why choose Track Systems?

- Basic: Single circuit with capacity of 20 amps at 120V
- Advent: Double circuit with capacity of 40 amps at 120/240V
- Can be installed vertically or horizontal on walls
- Can be field cut
- Use with suspension beam or recessed housing

Track Systems

Catalog Number	UPC Code	Model Number	Product Description	Compliance	Case/Pallet Qty	Distribution Center
Lytespan Basic Track						
6001NBK	784197594206	912400465049	4' Individual Track Black	—	1/250	CA
6001NWH	784197594213	912400465050	4' Individual Track White	—	1/250	PA
6002NBK	784197594220	912400465052	8' Individual Track Black	—	1/250	PA
6002NWH	784197594237	912400465053	8' Individual Track White	—	1/250	TN, PA, CA
6003NWH	784197594251	912400465056	8' Joiner Track White	—	1/250	PA
6004NBK	784197594268	912400465058	4' Plain Track w/o Live End Black	—	1/250	TN
6004NWH	784197594275	912400465059	4' Plain Track w/o Live End White	—	1/250	PA
6008NBK	784197594282	912400465064	8' Plain Track w/o Live End Black	—	1/250	TN
6008NWH	784197594299	912400465065	8' Plain Track w/o Live End White	—	1/250	TN
Lytespan Basic Track Accessories						
6046NBK	784197594541	912400465070	Power Extension Connector Black	—	30/720	PA
6048NBK	784197594589	912400465073	Live End Black	—	30/720	TN
6048NWH	784197594596	912400465074	Live End White	—	30/720	PA
6049NBK	784197594565	912400465076	Mini Coupler Black	—	30/720	TN
6049NWH	784197594572	912400465077	Mini Coupler White	—	30/720	PA
Lytespan Basic & Advent Track Accessories						
6060BK	784197606015	912400462273	End Feed Canopy Black	—	100/1800	PA
6060WH	784197606008	912400462274	End Feed Canopy White	—	100/1800	PA
6061BK	784197606114	912400462275	Floating Canopy Black	—	50/900	PA
Monopoint Accessories						
6190BK	784197619015	912400462344	Round Monopoint, Matte Black	—	60/2400	PA
6190WH	784197619022	912400462345	Round Monopoint, Matte White	—	60/2400	PA

HCY14/HCY21



HCY Sealed High Bay

Modern design and **energy savings**

A great new look with no more sacrifices and dependability you can trust.

Why choose HCY Sealed High Bay?

- Lumen Selectable
- Field selectable color 4000K or 5000K
- Corrosion resistant black finish
- Heavy duty eyelet provided for connection to customer supplied suspension
- Accessory options of polycarbonate reflector and surface mount bracket
- Listed cULus for use in wet locations up to 50°C ambient, and IP65 rated



HCY Sealed High Bay LED dual select

Catalog Number	UPC Code	Model Number	Product Description	Compliance	C/P Qty	Distr. Ctr.
HCY Sealed High Bay						
HCY1421L8CST-UN3-DIM	190096131648	911401874482	14,000-21,000lm, 80CRI, dual select 4000K/5000K, 0-10V UNV, 120-347V	DLC Premium	1/30	PA, CA, TN GA IL
HCY2833L8CST-UN3-DIM	190096131655	911401874582	28,000-33,000lm, 80CRI, dual select 4000K/5000K, 0-10V UNV, 120-347V	DLC Premium	1/20	PA, CA, TN IL
HCY Accessories						
HCY2-PRSM	190096131631	911401874382	Clear Polycarbonate Reflector for HCY1421L	—	10/80	PA, CA, TN IL
HCY2-PRLG	190096131624	911401874282	Clear Polycarbonate Reflector for HCY2833L	—	10/40	PA, CA, TN IL
HCY-SENSOR	190096131662	911401874682	Sensor	—	50/4500	PA, CA, TN IL
HCY-REMOTE	190096131143	911401855781	Remote 4 Sensor Program	—	20/4800	TN
HCY-SURFACE BKT SM	190096131174	911401856081	Surface Mount Bracket for HCY14L and HCY21L	—	10/240	PA, CA, IL
HCY-SURFACE BKT LG	190096131181	911401856181	Surface Mount Bracket for HCY28L and HCY33L	—	10/180	PA, CA, TN



Field selectable
Lumens and CCT
of 4000K or 5000K

FCY Value High Bay

Update and upgrade for **real savings**

Low profile and durable design, efficiency and great price – FCY value high bay has it all.



Why choose FCY Value High Bay?

- Die formed sheet metal housing and end plates
- Corrosion resistant gloss white paint after fabrication
- V-hooks and 48" chains supplied (set of 2) for installation
- Lumen maintenance up to 70% (L70) at 50,000 hours
- Access plate located on top of housing for easy wiring
- cULus listed for use in damp locations, -20°C to 45°C ambient

FCY Value High Bay LED dual select

Catalog Number	UPC Code	Model Number	Product Description	Compliance	C/P Qty	Distribution Center
FCY Value High Bay						
FCY0815L8CST-UNV-DIM	190096192571	912401592578	FCY Linear HB 8/12/15lm 40-50K UNV	DLC Premium	1/170	CA, TN, PA, IL
FCY1524L8CST-UNV-DIM	190096192588	912401592579	FCY Linear HB 15/18/24lm 40-50K UNV	DLC Premium	1/153	CA, TN, PA, IL
FCY2436L8CST-UNV-DIM	190096192595	912401592580	FCY Linear HB 24/30/36lm 40-50K UNV	DLC Premium	1/68	CA, TN, PA, IL
FCY Accessories						
FCY-REMOTE	190096192694	912401592590	FCY Linear HB Remote 4 Sensor program	—	20/1120	PA
FCY-SENSOR	190096192700	912401592591	FCY Linear HB Sensor	—	20/1120	PA
FCY-WG15	190096192717	912401592592	FCY Linear HB Wire Guard 15lm	—	45/1800	PA
FCY-WG24	190096192724	912401592593	FCY Linear HB Wire Guard 24lm	—	45/1800	PA
FCY-PENHGR24	190096192731	912401592594	FCY Linear HB Pndnt Hngr Kit 15lm & 24lm	—	10/600	PA
FCY-SBK24	190096192748	912401592595	FCY Linear HB Surf Brckt kit 15lm & 24lm	—	20/1440	PA
FCY-WG36	190096192755	912401592596	FCY Linear HB Wire Guard 36lm	—	20/2100	PA
FCY-PENHGR36	190096192762	912401592597	FCY Linear HB Pendant Hanger Kit 36lm	—	78/3900	PA
FCY-SBK36	190096192779	912401592598	FCY Linear HB Surface Bracket kit 36lm	—	120/5760	PA



FBY High Bay

Versatility in form and function

Reliable and cost-friendly solutions for your big industrial or institutional spaces.



Why choose FBY High Bay?

- Designed for a variety of applications, perfect for educational facilities, warehouses and retail outlets
- 12,000, 18,000, 24,000, 30,000, 48,000 or 60,000 lumen options
- A variety of useful mounting accessories
- Components are DesignLights Consortium qualified
- Dimming is standard
- Simple installation



FBY High Bay LED

Catalog Number	UPC Code	Model Number	Product Description	Compliance	C/P Qty	Distr. Ctr.
FBY High Bay						
FBY12L840-UNV	784197653125	912401494858	12,000lm, 80CRI, 4000K, UNV 120-277V	DLC Standard	1/80	TN
FBY12L850-UNV-LFA-SWCSH	—	912401610092	12,000lm, 80CRI, 5000K, UNV 120-277V, Frosted Lens, Interact Pro	DLC Standard	1/21	IL
FBY18L850-UNV	784197655907	912401495039	18,000lm, 80CRI, 5000K, UNV 120-277V	DLC Standard	1/80	TN
FBY18L840-UNV-LFA-SWZCSH	—	912401608906	18,000lm, 80CRI, 4000K, UNV 120-277V, Frosted Lens, Interact Pro	DLC Standard	1/21	PA
FBY24L840-UNV	784197653101	912401494856	24,000lm, 80CRI, 4000K, UNV 120-277V	DLC Standard	1/80	TN, IL
FBY24L850-UNV	784197655914	912401495041	24,000lm, 80CRI, 5000K, UNV 120-277V	DLC Standard	1/80	TN
FBY30L840-UNV	784197653095	912401494855	30,000lm, 80CRI, 4000K, UNV 120-277V	DLC Standard	1/80	IL
FBY Accessories						
FBX-SLFA-2W	784197228033	912401280915	Frosted acrylic snap lens for FBY36, FBY48 & FBY60	—	1/96	TN
FBY-PENHGR	784197665036	912401495721	Pendant hanger (adds 3" to height)	—	1/960	TN, IL
HNH5-VHOOK	784197658762	912401459117	54" Chains & V Brackets	—	12/2160	TN, GA
HCH10-VHOOK	784197658731	912401459114	10' Cables & V Brackets	—	5/600	TN, GA
HCH5-VHOOK	784197658724	912401459113	5' Cables & V Brackets	—	10/600	IL, TN, GA
FBX-SLCA-2W	784197228071	912401280918	Clear acrylic snap lens for FBY36, FBY48 & FBY60	—	1/1	TN
FBX-SLCA-2N	784197228057	912401280917	Clear acrylic snap lens for FBY12L-30L	—	1/1	TN
FBX-SLFA-2N	784197228019	912401280914	Frosted acrylic snap lens for FBY12L-30L	—	1/1	TN



V3W Vaporlume

Robust, yet highly efficient

A specialized wet location, IP rated product designed for use in both indoor and outdoor environments.



Why choose V3W Vaporlume?

- Ideally suited for use in refrigerated cold storage, industrial, parking garage, and canopy applications
- Acceptable for outdoor as well as indoor installations
- Can be surface mounted on ceilings or walls, or suspended via brackets, chain or cables
- Mounting brackets available, order separately
- NSF Certified option for Non-Food Zone/Splash Zone installations


V3W Vaporlume LED

Catalog Number	UPC Code	Model Number	Product Description	Compliance	C/P Qty	Distr. Ctr.
V3W Vaporlume						
V3W451L840-UNV-DIM	784197426538	912401501684	4' Length, 5100lm, 80CRI, 4000K, UNV 120-277V, 0-10V	DLC Standard	1/30	TN
V3W Vaporlume Accessories						
TBK	734340374599	912400344165	Stainless Steel Top Bracket Kit (pair of brackets plus hardware)	—	50/1000	PA
FKR-126	782343184103	912400348218	Chain hanger set with V-Hook (2)	—	20/1920	CA, TN, PA, GA



FluxStream Family

Real convenience for your operation's success



Why choose FluxStream?

- Compact design for tight spaces
- Frosted acrylic diffuser provides wide light distribution, superior glare control
- Diffuser and LED plate snap into place allowing tool-free access to LED boards and driver
- 2', 3', 4' and 8' tandem lengths available to accommodate many field applications
- Up to 100,000 hour predicted L70 LED lumen maintenance provides long service life to reduce maintenance costs




FluxStream LED

Catalog Number	UPC Code	Model Number	Product Description	Compliance	C/P Qty	Distr. Ctr.
FluxStream LED Industrial						
FSI440L840-UNV-DIM	784197245542	912401282281	4' Length, 4000lm, 80CRI, 4000K, UNV 120-277V, 0-10V	DLC Standard	1/40	TN
FSI455L840-UNV-DIM	784197245566	912401283477	4' Length, 5500lm, 80CRI, 4000K, UNV 120-277V, 0-10V	DLC Standard	1/40	PA, IL
FSI8110L840-UNV-DIM	784197245597	912401283489	8' Length, 11000lm, 80CRI, 4000K, UNV 120-277V, 0-10V	DLC Standard	1/36	PA
FluxStream LED Industrial Accessories						
FSIWG4	784197295035	912401461922	Wire Guard 4' (order two for 8' models)	—	1/40	PA
FluxStream LED Strip						
FSS220L840-UNV-DIM	784197245351	912401283410	2' Length, 2000lm, 80CRI, 4000K, UNV 120-277V, 0-10V	DLC Standard	1/80	TN
FSS440L835-UNV-DIM	784197270025	912401283415	4' Length, 4000lm, 80CRI, 3500K, UNV 120-277V, 0-10V	DLC Standard	1/60	CA, TN, PA
FSS440L840-UNV-DIM	784197245382	912401283414	4' Length, 4000lm, 80CRI, 4000K, UNV 120-277V, 0-10V	DLC Standard	1/60	CA, TN, PA, IL
FSS455L835-UNV-DIM	784197270100	912401283426	4' Length, 5500lm, 80CRI, 3500K, UNV 120-277V, 0-10V	DLC Standard	1/60	PA
FSS455L840-UNV-DIM	784197245405	912401283425	4' Length, 5500lm, 80CRI, 4000K, UNV 120-277V, 0-10V	DLC Standard	1/60	CA, TN, PA
FSS8110L840-UNV-DIM	784197245436	912401283437	8' Length, 11000lm, 80CRI, 4000K, UNV 120-277V, 0-10V	DLC Standard	1/70	TN
FSS880L835-UNV-DIM	784197270308	912401283446	8' Length, 8000lm, 80CRI, 3500K, UNV 120-277V, 0-10V	DLC Standard	1/70	PA
FSS880L840-UNV-DIM	784197245429	912401283445	8' Length, 8000lm, 80CRI, 4000K, UNV 120-277V, 0-10V	DLC Standard	1/70	CA, TN, PA, IL
FluxStream LED Strip Accessories						
FKR-126	782343184103	912400348218	54" Chains & V Brackets	—	20/1920	CA, TN, PA
FSTH	784197349707	912401462272	Sliding Hanger Bracket (set of two)	—	4/900	CA, PA
FSSWG4	784197295028	912401461921	Wire Guard 4' (order two for 8' models)	—	1/60	CA, TN, PA



FluxStream Family

Tough and dependable luminaires designed for ease of handling and flexibility



Why choose FluxStream?

- Compact design for tight spaces
- Frosted acrylic diffuser provides wide light distribution, superior glare control
- Diffuser and LED plate snap into place allowing tool-free access to LED boards and driver
- 2', 3', 4' and 8' tandem lengths available to accommodate many field applications
- Up to 100,000 hour predicted L70 LED lumen maintenance provides long service life to reduce maintenance costs

FluxStream LED

Catalog Number	UPC Code	Model Number	Product Description	Compliance	C/P Qty	Distr. Ctr.
FluxStream LED Strip EZ						
FSSEZ440L840-UNV-DIM	784197700171	912401499854	4' Length, 4000lm, 80CRI, 4000K, UNV 120-277V, 0-10V	DLC Standard	1/60	CA, TN
FSSEZ880L840-UNV-DIM	784197700188	912401499855	8' Length, 8000lm, 80CRI, 4000K, UNV 120-277V, 0-10V	DLC Standard	1/70	CA, TN
FluxStream LED Wraparound EZ						
FSWEZ440L830-UNV	784197263492	912401282850	4' Length, 4000lm, 80CRI, 3000K, UNV 120-277V, Non-Dimming	DLC Standard	1/40	TN
FSWEZ440L835-UNV	784197263508	912401282851	4' Length, 4000lm, 80CRI, 3500K, UNV 120-277V, Non-Dimming	DLC Standard	1/40	PA
FSWEZ440L840-UNV	784197245450	912401282852	4' Length, 4000lm, 80CRI, 4000K, UNV 120-277V, Non-Dimming	DLC Standard	1/40	PA
Fluxstream LED Wraparound						
FSW440L835-UNV-DIM	784197263485	912401282849	4' Length, 4000lm, 80CRI, 3500K, UNV 120-277V, 0-10V	DLC Standard	1/40	PA
FSW440L840-UNV-DIM	784197245481	912401282277	4' Length, 4000lm, 80CRI, 4000K, UNV 120-277V, 0-10V	DLC Standard	1/40	PA, CA, IL
FSW860L840-UNV-DIM-SWZCS	—	912401609167	8' Length, 6000lm, 80CRI, 4000K, UNV 120-277V, 0-10V, Interact Pro scalable	DLC Standard	1/36	PA, CA
Fluxstream LED Wraparound Accessories						
FSWJ	784197349721	912401462274	Continuous row Joiner for Wraparound (one per joint required)	—	8/440	TN
DACH48	734340989724	912400347291	Adjustable 48" cable hanger kit (single)	—	100/2000	PA, IL
DACH48-1-SC	734340989731	912400347292	Adjustable 48" cable hanger kit w/white straight 18/3 cord (single)	—	10/600	PA
DACH48-1D-SC	784197362096	912401454126	Adjustable 48" cable hanger kit w/white straight 18/5 cord & dim leads (single)	—	1/1	TN



NWL Selectable Wraparound

Achieve a balance of performance and appeal



NWL
(Wraparound)
with field on/off
occupancy sensor

Why choose NWL Selectable Wraparound?

- White polycarbonate housing for durability
- Frosted polycarbonate lens for even, low glare lighting
- Hardware for surface mounting included
- Field CCT selectable for 3000K, 3500K or 4000K
- cETLus listed to meet UL 1598 standards for -10°C to 35°C ambient. Suitable for damp locations



NWL Selectable Wraparound LED select

Catalog Number	UPC Code	Model No.	Product Description	Compliance	C/P Qty	Distr. Ctr.
NWL Accessories						
NWL21525L8CST-UNV-DIM	190096196883	911401893085	2' Length, 15/20/25lm, 80CRI, Color Select 3000K-3500K-4000K, UNV 120-277V, 0-10V, Occupancy sensor	DLC Standard	4/64	CA, TN, PA
NWL43050L8CST-UN3-DIM	190096196890	911401893185	4' Length, 30/40/50lm, 80CRI, Color Select 3000K-3500K-4000K, UN3 120-347V, 0-10V, Occupancy sensor	DLC Premium	4/32	CA, TN, PA
NWL860100L8CST-UN3-DIM	190096196906	911401893285	8' Length, 60/80/100lm, 80CRI, Color Select 3000K-3500K-4000K, UN3 120-347V, 0-10V, Occupancy sensor	DLC Premium	1/45	CA, TN, PA
NWL Accessories						
FPEMLED10RM	784197707941	912401608930	Emergency LED driver, Class 2, 10W, compatible with SBP / NWL / SDS / FCY	—	1/120	TN PA CA GA IL
HNH5-VHOOK	784197658762	912401459117	54" Chains & V Brackets	—	12/2160	TN, GA
HCH10-VHOOK	784197658731	912401459114	10' Cables & V Brackets	—	5/600	TN, GA
HCH5-VHOOK	784197658724	912401459113	5' Cables & V Brackets	—	10/600	IL, TN, GA



SDS
(Selectable Strip)

SDS Selectable Strip

Economical luminaire
delivering the right light



Why choose SDS Selectable LED Strip?

- Simple form
- Convenient specification
- Ease of installation
- Ease of maintenance
- Durable construction
- Simple mounting method
- Frosted glare-free lens
- CCT & Lumen selectability

SDS Selectable Strip LED dual select

Catalog Number	UPC Code	Model Number	Product Description	Compliance	Case/Pallet Qty	Distribution Center
SDS Linear Strip						
SDS21224L8CST-UNV-DIM	190096131563	911401870782	Linear Strip DS 2ft/ 35-40-50K/UNV	DLC Standard	9/450	PA, CA, TN, IL
SDS42448L8CST-UNV-DIM	190096131570	911401870882	Linear Strip DS 4ft/ 35-40-50K/UNV	DLC Standard	9/225	PA, CA, TN, IL GA
SDS84998L8CST-UNV-DIM	190096131587	911401870982	Linear Strip DS 8ft/ 35-40-50K/UNV	DLC Standard	6/210	PA, CA, TN, IL GA
SDS Linear Strip Accessories						
FPEMLED10RM	784197707941	912401608930	Emergency LED driver, Class 2, 10W, compatible with SBP / NWL / SDS / FCY		1/120	TN PA CA GA IL



VTS Sealed Strip

Dual selectable sealed strip for indoor and outdoor applications

Sealed Strip luminaire offers rugged reliability, selectability and the efficiency your successful business requires.




Why choose VTS Sealed Strip?

- Ideally suited for use in refrigerated cold storage, industrial, parking garage, and canopy applications.
- Acceptable for outdoor as well as indoor installations.
- Can be surface mounted on ceilings or walls, or suspended via brackets, chain or cables (2ft, 4ft or 8ft option).
- Selectable (3500, 4000 or 5000K) default setting is 4000K correlated color temperature (CCT) with max available power.



VTS Sealed Strip LED dual select

Catalog Number	UPC Code	Model Number	Product Description	Compliance	Case/Pallet Qty	Distribution Center
VTS Sealed Strip						
VTS225L840-UN3-DIM	190096196562	911401827085	2ft 2500lm 4000K 120-347V	DLC Standard	6/144	PA
VTS22028L8CST-UN3-DIM	190096196517	911401824985	2ft 20/24/28lm 3CCT 120-347V	DLC Standard	6/144	PA
VTS450L840-UN3-DIM	190096196524	911401825085	4ft 5000lm 4000K 120-347V	DLC Standard	4/64	PA
VTS42856L8CST-UN3-DIM	190096196531	911401825185	4ft 28/42/56lm 3CCT 120-347V	DLC Standard	4/64	TN PA GA
VTS8100L840-UN3-DIM	190096196548	911401825285	8ft 10000lm 4000K 120-347V	DLC Standard	2/64	PA
VTS880130L8CST-UN3-DIM	190096196555	911401825385	8ft 80/110/130lm 3CCT 120-347V	DLC Standard	2/64	TN PA GA



EvoGrid

Quiet obtrusive lighting
for a variety of applications

EvoGrid LED delivers high efficacies
(125–135lm/W) and superior visual comfort.



Why choose EvoGrid?

- T Bar grids integral to the body for 15/16 and 9/16 grids
- Integral sensors, wired and wireless and POE control options
- Tunable options to support well-being and performance


EvoGrid LED

Catalog Number	UPC Code	Model Number	Product Description	Compliance	C/P Qty	Distr. Ctr.
EvoGrid 2x2						
2EVG30L835-2-D-UNV-DIM	784197028763	912401273519	2x2, 3000lm, 80CRI, 3500K, Opal Lens, UNV 120-277V, 0-10V	DLC Standard	1/52	PA
2EVG30L840-2-D-UNV-DIM	784197061593	912401272954	2x2, 3000lm, 80CRI, 4000K, Opal Lens, UNV 120-277V, 0-10V	DLC Standard	1/52	PA
2EVG38L835-2-D-UNV-DIM	784197028770	912401272141	2x2, 3800lm, 80CRI, 3500K, Opal Lens, UNV 120-277V, 0-10V	DLC Standard	1/52	PA
2EVG38L840-2-D-UNV-DIM	784197049133	912401272139	2x2, 3800lm, 80CRI, 4000K, Opal Lens, UNV 120-277V, 0-10V	DLC Standard	1/52	TN
2EVG45L835-2-D-UNV-DIM	784197028787	912401272138	2x2, 4500lm, 80CRI, 3500K, Opal Lens, UNV 120-277V, 0-10V	DLC Standard	1/52	PA
EvoGrid 2x4						
2EVG38L835-4-D-UNV-DIM	784197028947	912401273072	2x4, 3800lm, 80CRI, 3500K, Opal Lens, UNV 120-277V, 0-10V	DLC Standard	1/26	PA
2EVG38L840-4-D-UNV-DIM	784197049287	912401273077	2x4, 3800lm, 80CRI, 4000K, Opal Lens, UNV 120-277V, 0-10V	DLC Standard	1/26	PA
2EVG43L840-4-D-UNV-DIM	784197061302	912401272623	2x4, 4300lm, 80CRI, 4000K, Opal Lens, UNV 120-277V, 0-10V	DLC Standard	1/26	PA
2EVG48L835-4-D-UNV-DIM	784197028961	912401272125	2x4, 4800lm, 80CRI, 3500K, Opal Lens, UNV 120-277V, 0-10V	DLC Standard	1/26	TN
2EVG48L840-4-D-UNV-DIM	784197049102	912401272128	2x4, 4800lm, 80CRI, 4000K, Opal Lens, UNV 120-277V, 0-10V	DLC Standard	1/26	PA
2EVG54L840-4-D-UNV-DIM	784197049119	912401272129	2x4, 5400lm, 80CRI, 4000K, Opal Lens, UNV 120-277V, 0-10V	DLC Standard	1/26	PA
EvoGrid Accessories						
FMA14	734340775488	912400346341	1x4 "F" mounting frame for NEMA "F" ceiling	–	40/320	CA, TN, PA
FMA22	734340775471	912400346340	2x2 "F" mounting frame for NEMA "F" ceiling	–	50/450	CA, TN, GA*
FMA24	734340775464	912400346339	2x4 "F" mounting frame for NEMA "F" ceiling	–	40/480	CA, TN, PA, GA*
FSF24	784197614386	912401457671	2'x4' surface mount field installation kit (field assembled)	–	–	TN, IL
FSF22	784197614379	912401457672	2'x2' surface mount field installation kit (field assembled)	–	–	TN, IL

* Will Call (pickup only)

FluxGrid

FluxGrid family trusted solutions for core and performance applications




Why choose FluxGrid?

- Offers just the right selection of service features and value
- Budget conscious specification product, offering premium visual comfort
- Popular diffuse lens types including a ribbed option round and flat
- Integrated control options at a competitive price
- 4 a full range of specification options such as hard ceiling compatibility



FluxGrid LED

Catalog Number	UPC Code	Model No.	Product Description	Compliance	C/P Qty	Distr. Ctr.
FluxGrid 2x2 for Grid NEMA G 15/16" with Round Smooth Diffuser & Interact Pro scalable						
2FGXG20L835-2-RS-UNV-DIM-SWZCS	-	912401608349	2x2, 2000lm, 80CRI, 3500K, Round Smooth Lens, UNV 120-277V, 0-10V	DLC Premium	1/52	PA CA
2FGXG20L840-2-RS-UNV-DIM-SWZCS	-	912401608350	2x2, 2000lm, 80CRI, 4000K, Round Smooth Lens, UNV 120-277V, 0-10V	DLC Premium	1/52	PA CA
FluxGrid 2x2 for Grid NEMA G 15/16" with Round Smooth Diffuser						
2FGXG30L835-2-RS-UNV-DIM	784197707774	912401607966	2x2, 3000lm, 80CRI, 3500K, Round Smooth Lens, UNV 120-277V, 0-10V	DLC Premium	1/52	PA
2FGXG30L840-2-RS-UNV-DIM	784197707781	912401607970	2x2, 3000lm, 80CRI, 4000K, Round Smooth Lens, UNV 120-277V, 0-10V	DLC Premium	1/52	PA
2FGXG38B835-2-RS-UNV-DIM	784197707798	912401607975	2x2, 3800lm, 80CRI, 3500K, Round Smooth Lens, UNV 120-277V, 0-10V	DLC Premium	1/52	TN PA CA
2FGXG38B835-2-RS-UNV-DIM-CHIC	784197707927	912401608394	2x2, 3800lm, 80CRI, 3500K, Round Smooth Lens, UNV 120-277V, 0-10V, Chicago Plenum	DLC Premium	1/52	IL
2FGXG38B840-2-RS-UNV-DIM	784197707804	912401607978	2x2, 3800lm, 80CRI, 4000K, Round Smooth Lens, UNV 120-277V, 0-10V	DLC Premium	1/52	IL TN PA CA
2FGXG38L835-2-RS-UNV-DIM	784197707811	912401607980	2x2, 3800lm, 80CRI, 3500K, Round Smooth Lens, UNV 120-277V, 0-10V	DLC Premium	1/52	PA
2FGXG38L840-2-RS-UNV-DIM	784197707835	912401607986	2x2, 3800lm, 80CRI, 4000K, Round Smooth Lens, UNV 120-277V, 0-10V	DLC Premium	1/52	Factory
FluxGrid 2x2 for Grid NEMA G 15/16" with Round Smooth Diffuser & Interact Pro scalable						
2FGXG30L835-2-RS-UNV-DIM-SWZCS	-	912401608352	2x2, 3000lm, 80CRI, 3500K, Round Smooth Lens, UNV 120-277V, 0-10V	DLC Premium	1/52	PA CA
2FGXG30L840-2-RS-UNV-DIM-SWZCS	-	912401608353	2x2, 3000lm, 80CRI, 4000K, Round Smooth Lens, UNV 120-277V, 0-10V	DLC Premium	1/52	PA CA
FluxGrid 2x2 for Grid NEMA G 15/16" with Flat Smooth Diffuser & Interact Pro scalable						
2FGXG30L840-2-FS-UNV-DIM-SWZCS	-	912401609142	2x2, 3000lm, 80CRI, 4000K, Flat Smooth Lens, UNV 120-277V, 0-10V	DLC Premium	18994	PA
2FGXG30L835-2-FS-UNV-DIM-SWZCS	-	912401609141	2x2, 3000lm, 80CRI, 3500K, Flat Smooth Lens, UNV 120-277V, 0-10V	DLC Premium	18994	PA



FluxGrid

FluxGrid family trusted solutions for core and performance applications



Why choose FluxGrid?

- Offers just the right selection of service features and value
- Budget conscious specification product, offering premium visual comfort
- Popular diffuse lens types including a ribbed option round and flat
- Integrated control options at a competitive price
- 4 a full range of specification options such as hard ceiling compatibility

FluxGrid LED

Catalog Number	UPC Code	Model No.	Product Description	Compliance	C/P Qty	Distr. Ctr.
FluxGrid 2x4 for Grid NEMA G 15/16" with Round & Flat Smooth Diffuser						
2FGXG38L835-4-RS-UNV-DIM	784197707828	912401607983	2x4, 3800lm, 80CRI, 3500K, Round Smooth Lens, UNV 120-277V, 0-10V	DLC Premium	1/26	PA
2FGXG38L840-4-RS-UNV-DIM	784197707910	912401608046	2x4, 3800lm, 80CRI, 4000K, Round Smooth Lens, UNV 120-277V, 0-10V	DLC Premium	1/26	PA
2FGXG42B835-4-FS-UNV-DIM	784197707842	912401607992	2x4, 4200lm, 80CRI, 3500K, Flat Smooth Lens, UNV 120-277V, 0-10V	DLC Premium	1/26	PA
2FGXG42B835-4-RS-UNV-DIM	784197707859	912401607993	2x4, 4200lm, 80CRI, 3500K, Round Smooth Lens, UNV 120-277V, 0-10V	DLC Premium	1/26	TN PA CA
2FGXG42B835-4-RS-UNV-DIM-CHIC	784197707934	912401608397	2x4, 4200lm, 80CRI, 3500K, Round Smooth Lens, UNV 120-277V, 0-10V, Chicago Plenum	DLC Premium	1/26	IL
2FGXG42B840-4-FS-UNV-DIM	784197707866	912401607994	2x4, 4200lm, 80CRI, 4000K, Flat Smooth Lens, UNV 120-277V, 0-10V	DLC Premium	1/26	PA
2FGXG42B840-4-RS-UNV-DIM	784197707767	912401607944	2x4, 4200lm, 80CRI, 4000K, Round Smooth Lens, UNV 120-277V, 0-10V	DLC Premium	1/26	IL TN PA CA
2FGXG43L835-4-RS-UNV-DIM	784197707873	912401607997	2x4, 4300lm, 80CRI, 3500K, Round Smooth Lens, UNV 120-277V, 0-10V	DLC Premium	1/26	PA
2FGXG43L840-4-RS-UNV-DIM	784197707880	912401608001	2x4, 4300lm, 80CRI, 4000K, Round Smooth Lens, UNV 120-277V, 0-10V	DLC Premium	1/26	PA
2FGXG48L835-4-RS-UNV-DIM	784197707897	912401608012	2x4, 4800lm, 80CRI, 3500K, Round Smooth Lens, UNV 120-277V, 0-10V	DLC Premium	1/26	TN
2FGXG48L840-4-RS-UNV-DIM	784197707903	912401608015	2x4, 4800lm, 80CRI, 4000K, Round Smooth Lens, UNV 120-277V, 0-10V	DLC Premium	1/26	TN CA
FluxGrid 2x4 for Grid NEMA G 15/16" with Round Smooth Diffuser & Interact Pro scalable						
2FGXG38L835-4-RS-UNV-DIM-SWZCS	—	912401608351	2x4, 3800lm, 80CRI, 3500K, Round Smooth Lens, UNV 120-277V, 0-10V	DLC Premium	1/26	PA CA
2FGXG38L840-4-RS-UNV-DIM-SWZCS	—	912401608354	2x4, 3800lm, 80CRI, 4000K, Round Smooth Lens, UNV 120-277V, 0-10V	DLC Premium	1/26	PA CA
2FGXG43L835-4-RS-UNV-DIM-SWZCS	—	912401608355	2x4, 4300lm, 80CRI, 3500K, Round Smooth Lens, UNV 120-277V, 0-10V	DLC Premium	1/26	PA CA
2FGXG43L840-4-RS-UNV-DIM-SWZCS	—	912401608358	2x4, 4300lm, 80CRI, 4000K, Round Smooth Lens, UNV 120-277V, 0-10V	DLC Premium	1/26	PA CA
FluxGrid Accessories						
FSF24	784197614386	912401457671	2'x4' surface mount field installation kit (field assembled)	—	—	TN, IL
FSF22	784197614379	912401457672	2'x2' surface mount field installation kit (field assembled)	—	—	TN, IL

* Will Call (pickup only)



FluxPanel gen 2

Uniform surface of light provides low glare, flicker free lighting at an affordable price.



Why choose FluxPanel Gen2?

- DLC standard and premium options to assure performance and maximum ROI
- Tested TM21 prediction L70 up to 90,000 hrs and warranted for 5 years¹
- Install the remote mount sensor accessory to capture maximum savings now and expand the network for add on sales and value in the future
- Flexible wiring options
- Available with factory installed BSL10LST self test 10W and BSL6LST self test 6W ...more lumen output for 1 watt less




FluxPanel LED

Catalog Number	UPC Code	Model Number	Product Description	Compliance	C/P Qty	Distr. Ctr.
FluxPanel						
1FPZ38B835-4-DS-UNV-DIM	190096180011	912401587017	1x4, 3800lm, 80CRI, 3500K, Smooth Diffuser, UNV 120-277V, 0-10V	DLC Standard	1/40	TN
1FPZ38B840-4-DS-UNV-DIM	190096180028	912401609016	1x4, 3800lm, 80CRI, 4000K, Smooth Diffuser, UNV 120-277V, 0-10V	DLC Standard	1/40	CA
2FPZ20L835-2-DS UNV DIM	190096180769	912401591598	2x2, 2000lm, 80CRI, 3500K, Smooth Diffuser, UNV 120-277V, 0-10V	DLC Premium	1/40	PA
2FPZ20L840-2-DS UNV DIM	190096180776	912401591599	2x2, 2000lm, 80CRI, 4000K, Smooth Diffuser, UNV 120-277V, 0-10V	DLC Premium	1/40	PA
2FPZ20L850-2-DS UNV DIM	190096181902	912401591705	2x2, 2000lm, 80CRI, 5000K, Smooth Diffuser, UNV 120-277V, 0-10V	DLC Premium	1/40	PA
2FPZ30L835-2-DS UNV DIM	190096180783	912401591601	2x2, 3000lm, 80CRI, 3500K, Smooth Diffuser, UNV 120-277V, 0-10V	DLC Premium	1/40	PA
2FPZ30L840-2-DS UNV DIM	190096180790	912401591602	2x2, 3000lm, 80CRI, 4000K, Smooth Diffuser, UNV 120-277V, 0-10V	DLC Premium	1/40	PA
2FPZ38B835-2-DS-UNV-DIM	190096180035	912401609018	2x2, 3800lm, 80CRI, 3500K, Smooth Diffuser, UNV 120-277V, 0-10V	DLC Standard	1/40	CA, TN, PA
2FPZ38B840-2-DS-UNV-DIM	190096180042	912401609019	2x2, 3800lm, 80CRI, 4000K, Smooth Diffuser, UNV 120-277V, 0-10V	DLC Standard	1/40	CA, TN, PA, IL
2FPZ38B850-2-DS-UNV-DIM	784197708160	912401609020	2x2, 3800lm, 80CRI, 5000K, Smooth Diffuser, UNV 120-277V, 0-10V	DLC Standard	1/40	CA, TN, PA
2FPZ30L835-4-DS UNV DIM	190096180806	912401591603	2x4, 3000lm, 80CRI, 3500K, Smooth Diffuser, UNV 120-277V, 0-10V	DLC Premium	1/20	PA
2FPZ30L840-4-DS UNV DIM	190096180813	912401591604	2x4, 3000lm, 80CRI, 4000K, Smooth Diffuser, UNV 120-277V, 0-10V	DLC Premium	1/20	PA
2FPZ30L850-4-DS UNV DIM	190096181919	912401591706	2x4, 3000lm, 80CRI, 5000K, Smooth Diffuser, UNV 120-277V, 0-10V	DLC Premium	1/20	Factory
2FPZ38L835-4-DS UNV DIM	190096180837	912401591606	2x4, 3800lm, 80CRI, 3500K, Smooth Diffuser, UNV 120-277V, 0-10V	DLC Premium	1/20	PA
2FPZ38L840-4-DS UNV DIM	190096180820	912401591605	2x4, 3800lm, 80CRI, 4000K, Smooth Diffuser, UNV 120-277V, 0-10V	DLC Premium	1/20	PA
2FPZ42B835-4-DS-UNV-DIM	190096180066	912401609021	2x4, 4200lm, 80CRI, 3500K, Smooth Diffuser, UNV 120-277V, 0-10V	DLC Standard	1/20	CA, TN, PA
2FPZ42B840-4-DS-UNV-DIM	190096180073	912401609022	2x4, 4200lm, 80CRI, 4000K, Smooth Diffuser, UNV 120-277V, 0-10V	DLC Standard	1/20	CA, TN, PA, IL
2FPZ42B850-2-DS-UNV-DIM	784197708283	912401609023	2x2, 4200lm, 80CRI, 5000K, Smooth Diffuser, UNV 120-277V, 0-10V	DLC Standard	1/40	CA, TN, PA
FluxPanel Accessory						
FSF24	784197614386	912401457671	2'x4' surface mount field installation kit (field assembled)	-	-	TN, IL
FSF22	784197614379	912401457672	2'x2' surface mount field installation kit (field assembled)	-	-	TN, IL


1. Visit signify.com/warranties for full warranty information.





Selectable Backlit Panel

Make the **easy selection** and carry less stock with more options.



Why choose Selectable Backlit Panel?

- 3 color temperature selections, 3 wattage choices, and 3 sizes available
- Numerous options for your customers, while keeping inventory levels and SKU count low
- Available for use in recessed, suspended and surface mount applications

Selectable Backlit Panel LED select

Catalog Number	UPC Code	Model No.	Product Description	Compliance	C/P Qty	Distr. Ctr.
Selectable Backlit Panel (30W/34W/39W)						
1SBP3040L8CS-4-UNV-DIM	190096130993	911401837681	1x4, Lumen Select, 80CRI, Color Select (3500K/4000K/5000K), UNV 120-277V, 0-10V	DLC Standard	4/24	CA, TN, PA, IL
2SBP3040L8CS-2-UNV-DIM	190096131006	911401837781	2x2, Lumen Select, 80CRI, Color Select (3500K/4000K/5000K), UNV 120-277V, 0-10V	DLC Standard	4/24	CA, TN, PA, IL, GA*
2SBP3550L8CS-4-UNV-DIM	190096131013	911401837881	2x4, Lumen Select, 80CRI, Color Select (3500K/4000K/5000K), UNV 120-277V, 0-10V	DLC Standard	4/12	CA, TN, PA, IL, GA*
1SBP3040L8CS-4-UNV-DIM-BSL310RM	—	912401608892	1x4, Lumen Select, 80CRI, Color Select (3500K/4000K/5000K), UNV 120-277V, 0-10V, w/10W EM Factory Install	—	—	PA, CA
2SBP3040L8CS-2-UNV-DIM-BSL310RM	784197708290	912401608896	2x2, Lumen Select, 80CRI, Color Select (3500K/4000K/5000K), UNV 120-277V, 0-10V, w/10W EM Factory Install	—	—	TN, PA, CA
2SBP3550L8CS-4-UNV-DIM-BSL310RM	784197708306	912401608901	2x4, Lumen Select, 80CRI, Color Select (3500K/4000K/5000K), UNV 120-277V, 0-10V, w/10W EM Factory Install	—	—	TN, PA, CA
Selectable Backlit Panel Accessories						
FPEMLED10RM	784197707941	912401608930	Emergency LED driver, Class 2, 10W, compatible with SBP / NWL / SDS / FCY	—	1/120	TN PA CA GA IL
FSF24	784197614386	912401457671	2'x4' surface mount field installation kit (field assembled)	—	—	TN, IL
FSF22	784197614379	912401457672	2'x2' surface mount field installation kit (field assembled)	—	—	TN, IL

* Will Call (pickup only)



45V Line Edge-lit LED

High quality specification grade edge-lit exit sign that is aesthetically appealing and designed for architectural excellence. Includes self-test/self-diagnostic test circuitry, standard on all models.



Why choose 45V Line LED?

- Self-diagnostic standard
- Self-test standard
- Special wording available
- Injection molded wedge shaped panel
- California Energy Commission compliant
- Precision molded, etched letters and chevrons
- Exit panel is ultrasonically welded together eliminating the need for visible hardware
- DoE compliant



45V Line Edge-lit LED

Catalog Number	UPC Code	Model Number	Product Description	Case / Pallet Qty	Distribution Center
45V Line Edge-lit LED					
BBER45VXL	781370518127	912400370603	Back Box Rough In Section, Emergency Operation Nicad Battery	1/176	CA, TN, PA



Compac Units LED

General purpose exit and emergency family that is designed to complement the Compac LED family. An unobtrusive look offers great aesthetics and delivers optimum performance.



Why choose Compac Units LED?

- Low profile unobtrusive designs
- Nickel metal hydride battery (CLU Nickel cadmium)
- Designed for wall or ceiling mounting
- Self-diagnostic, self-test electronics

Compac Units LED

Catalog No.	UPC Code	Model Number	Product Description	Case / Pallet Qty	Distr. Ctr.
Compac Units LED					
CLU2NW	784197421144	912401502516	Compac LED 2 Lamp Head Emergency Unit, Nickel Metal Hydride Battery, White	1/6	CA, TN, PA
CLUNW	784197421168	912401502515	Compac LED 2 Lamp Head Emergency Unit, Nickel Cadmium Battery, Compact White Cabinet	1/24	CA, TN, PA
CLXNRW	784197421236	912401502518	Compac LED Exit, Nickel Metal Hydride Battery, Red Letters, White	1/6	CA



Edge-Glo Edge-Lit LED



Attractive chamfered acrylic panel with floating letters. Bottom edge of panels reflectorized to facilitate even illumination.

Why choose Edge-Glo LED?

- Red on white signs with Chicago code arrows
- Injection molded clear acrylic panels with chamfered edges
- Bottom edge is reflectorized to facilitate uniform illumination



Edge-Glo Edge-Lit LED

Catalog Number	UPC Code	Model Number	Product Description	C/P Qty	Distr. Ctr.
Edge-Glo Edge-Lit LED (City of Chicago code ONLY)					
PG1RWSA3W	782343255216	912400392743	EXIT Panel, single face, Red letters on white background, no arrows, white faceplate	1/70	IL
PG2RWSA21W	782343257463	912400392755	EXIT Panel, double face, Red letters on white background, left or right arrows, white faceplate	1/70	IL
PG1RWSA6W	782343256336	912400392748	EXIT Panel, single face, Red letters on white background, right arrow, white faceplate	1/70	IL
PG1RWSA9W	782343256190	912400392747	EXIT Panel, single face, Red letters on white background, left arrow, white faceplate	1/70	IL
PG2RWSA20W	781370039295	912400391116	STAIRS Panel, double face, Red letters on white background, arrow left or right, white faceplate	1/70	IL
PG1RWSA2W	781370526450	912400391642	STAIRS Panel, single face, Red letters on white background, no arrows, white faceplate	1/70	IL
PG2RWSA24W	782343257432	912400392754	EXIT Panel, double face, Red letters on white background, arrow double, white faceplate	1/70	IL
PG2RWSA18W	781370485450	912400391566	EXIT Panel, double face, Red letters on white background, no arrows, white faceplate	1/70	IL
PG1RWSA12W	781370144692	912400391219	EXIT Panel, single face, Red letters on white background, arrow double, white faceplate	1/70	IL
PG1RWSA8W	781370112301	912400391179	STAIRS Panel, single face, Red letters on white background, arrow left, white faceplate	1/70	IL
PG1RWSA5W	781370208585	912400391272	STAIRS Panel, single face, Red letters on white background, arrow right, white faceplate	1/70	IL
PG1RWSA11W	781370489809	912400391577	STAIRS Panel, single face, Red letters on white background, arrow double, white faceplate	1/70	IL
PG2RWSA23W	781370482442	912400391558	STAIRS Panel, double face, Red letters on white background, arrow double, white faceplate	1/70	IL
Edge-Glo Edge-Lit LED					
RGLOLEDW	781370491291	912401262211	Recessed Housing, AC Only, White LEDs,	91	IL
SGLOLEDWW	781370491246	912401262209	Surface Housing, AC Only, White LEDs, white housing	120	IL





Value+ LED Exit Signs

Basic exit that offers a low profile design, giving it stylish appeal suitable for any general purpose application.



Why choose Value+ Family?

- Thermoplastic (off white) ABS housing
- Low profile, snap together quick mount design
- Universal wall/ceiling/end mounting
- UL damp location listed
- Pop out chevron directional indicators are easily removed when required
- Extra stencil faceplate for double face sign applications
- 6V maintenance free nickel cadmium battery

Value+ LED Exit Signs

Catalog Number	UPC Code	Model Number	Product Description	C/P Qty	Distribution Center
Value+ Exit Signs					
VEGW	782343263020	912400348806	Universal Mount, Green Letters, White Thermoplastic Housing, AC Only	12/144	CA
VEGWEM	782343263044	912400348808	Universal Mount, Green Letters, White Thermoplastic Housing, Nicad battery	12/288	CA, TN, PA
VERW	782343263006	912400348805	Universal Mount, Red Letters, White Thermoplastic Housing, AC Only	12/384	CA, TN
VERWEM	782343263037	912400348807	Universal Mount, Red Letters, White Thermoplastic Housing, Nicad battery	12/288	CA, TN, PA, IL, GA*

* Will Call (pickup only)



Value+ LED Emergency Units

General purpose emergency product that features a low profile design giving it a stylish appeal suitable for any general purpose application.



Why choose Value+ Family?

- Wall, ceiling and surface mounting provisions
- Long life LED lamps
- 3.6V maintenance free nickel cadmium battery
- UL damp location listed



Value+ LED Emergency Units

Cat. No.	UPC Code	Model Number	Product Description	C/P Qty	Distr. Ctr.
Value+ Exit/Emergency Combo Unit					
VLLCR	784197043865	912401289503	3.6V and (2) 1 watt LED lamps, no remote capability, Red letters, white housing	12/324	CA, TN, PA, IL
VLLCR2R	784197043872	912401289504	3.6V and (2) 1 watt LED lamps, remote head capability, Red letters, white housing	12/324	CA, TN, PA, IL
VLLCG2R	784197043902	912401289507	3.6V and (2) 1 watt LED lamps, remote head capability, Green letters, white housing	12/324	CA, GA
VLTCR3R	784197302368	912401461342	3.6V and (2) 1 watt LED lamps, remote head capability (2-1W or 1-2W lamp heads), Red letters, white housing	4/4	CA, TN, PA
Value+ Emergency Unit					
VLLU	784197038342	912401289498	Round, 3.6V and (2) 1 watt LED lamps, no remote capability, white housing	12/96	CA, TN, PA, IL, GA*
VLLU2	784197043858	912401289502	Round, 3.6V and (2) 2 watt LED lamps, no remote capability, white housing	12/96	CA, TN, PA
VLLUR	784197043834	912401289499	Round, 3.6V and (2) 1 watt LED lamps, remote head capability, white housing	12/96	TN, PA
VLTU	784197302290	912401461338	Square, 3.6V and (2) 1 watt LED lamps, no remote capability, white housing	6/6	CA, TN, PA
VLTUR	784197302306	912401461339	Square, 3.6V and (2) 1 watt LED lamps, remote head capability (201W or 1-2W heads), white housing	6/6	CA, GA*
Value+ Emergency Unit Remote Lamp Heads					
VLL1R	784197043926	912401289509	Single round indoor remote head, 3.6V and (1) 1 watt LED lamp, off-white housing	24/960	TN, GA
VLL2R	784197043933	912401289510	Double round indoor remote head, 3.6V and (2) 1 watt LED lamp, off-white housing	24/960	CA, TN, GA*
VLT1R	784197302344	912401461341	Single square indoor remote head, 3.6V and (1) 1 watt LED lamp, off-white housing	12/12	Factory
VLT2R	784197302276	912401461410	Double square indoor remote head, 3.6V and (2) 1 watt LED lamp, off-white housing	6/6	CA
VLL1RGO	190096191451	912401592119	Single square outdoor remote head, 3.6V, 6V, 9.6V, or 12V and (1) 1 watt LED lamp, gray housing	12/360	CA
VLL2RGO	190096191468	912401592120	Single square outdoor remote head, 3.6V, 6V, 9.6V, or 12V and (2) 1 watt LED lamp, gray housing	6/150	CA, TN, PA, IL


* Will Call (pickup only)





CCSE Series

Chicago Code Steel Exit and Emergency



Why choose CCSE Series?

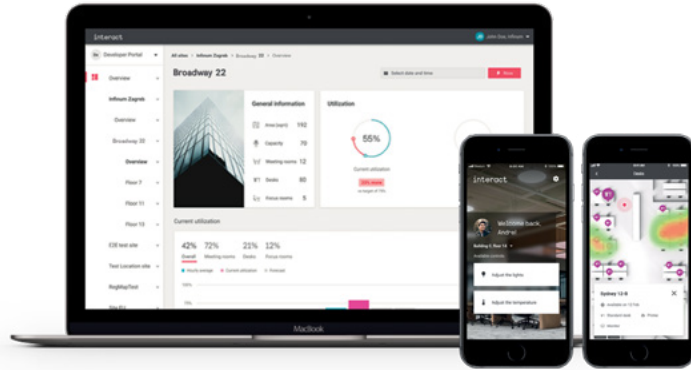
- Housings constructed of 20ga. steel
- Interchangeable glass panels
- Lithium-iron phosphate (LiFePO4) battery
- Remote capability
- Unique rotatable lamp heads for ceiling mounting (CSEC exit unit combo)
- Chicago code compliant

CCSE Series (Chicago Steel Exit and Unit Equipment)

Cat. No.	UPC Code	Model Number	Product Description	C/P Qty	Distr. Ctr.
CCSE Series					
CSE1RWW	—	912401592270	Chicago code steel exit, AC only, single face (double face when ordered with additional panels) no arrow, red letters white background, white housing	108	IL
CSEE1RWW	—	912401592271	Chicago code steel exit, battery, single face (double face when ordered with additional panels) no arrow, red letters white background, white housing	108	IL
CSEC1RWW	—	912401592272	Chicago code steel exit combo, single face (double face when ordered with additional panels) no arrow, red letters white background, white housing	72	IL
CSUL8LW	—	912401592281	Chicago code steel emergency unit, 800 lumens, white housing	144	IL
CSUL12LW	—	912401592282	Chicago code steel emergency unit, 1200 lumens, white housing	144	IL
CSUL1RW	—	912401592283	Indoor remote LED single lamp head, 1.5W	288	IL
CSUL2RW	—	912401592284	Indoor remote LED dual lamp head, 3W	288	IL
Glass Panels					
PCSEDA	—	912401592273	Glass panel, exit right/left arrow	810	IL
PCSELA	—	912401592274	Glass panel, exit left arrow	810	IL
PCSENA	—	912401592275	Glass panel, exit no arrow	810	IL
PCSERA	—	912401592276	Glass panel, exit right arrow	810	IL
PCSESDA	—	912401592277	Glass panel, stair right/left arrow	810	IL
PCSESLA	—	912401592278	Glass panel, stair left arrow	810	IL
PCSESNA	—	912401592279	Glass panel, stair no arrow	810	IL
PCSESRA	—	912401592280	Glass panel, stair right arrow	810	IL
Emergency Unit Remote Lamp Heads					
VLL1RGO	190096191451	912401592119	Single square outdoor remote head, 3.6V, 6V, 9.6V, or 12V and (1) 1 watt LED lamp, gray housing	12/360	CA
VLL2RGO	190096191468	912401592120	Single square outdoor remote head, 3.6V, 6V, 9.6V, or 12V and (2) 1 watt LED lamp, gray housing	6/150	CA, TN, PA, IL

Interact

Lights. Insights. Action.



Why choose Interact?

- Get access to energy reporting and diagnostics by simply adding a gateway
- Implement demand response control strategy
- Get access to scheduling capabilities and qualify for more rebates



Connected Lighting Controls

Catalog Number	UPC Code	Model Number	Product Description	Compliance	C/P Qty	Distr. Ctr.
Interact Pro Scalable System						
SWS200	46677559144	913701046713	Wireless scene switch - Zigbee Green Power switch and scene selector Dim 4B (NA)	—	—	TN
SBAZ10-CS	—	912401050728	System bridge accessory - 120/277V, 0-10V Dim, Connectable Sensor	—	1/96	PA
ER100/00	46677563561	913701057513	Emergency Relay UL924 IA	—	12/600	TN
ER100/00	—	913701057513	ER100/00 Emergency Relay UL924 IA	—	96/2880	PA
LCN3120/05	46677558895	913701044013	Occupancy-DL sensor, IA CM IP65, White Finish	—	10/660	TN
LRS2220/00	—	912400474182	Single Wall SW Sensor - Multi-Tech, White	—	2/800	TN
LRM2250/00	—	912400474166	PIR - Ceiling Mnt Sensor, Low voltage, 1	—	10/270	TN
LRM2255/00	—	912400474167	Multi-tech-Ceiling Mounted Sensor, Low volt	—	2/800	TN
LCA2285/00	—	912400473978	Occuswitch PowerPack - 120-230-277 volt	—	1/1040	TN
Indoor Connected Network Controls						
LCN1840/05	46677476335	913701037713	Wireless Gateway NA (20 per box)	—	2/800	TN
IRT9015	8718696827598	913700396703	Retrofit commissioning device	—	1/1040	TN
RFSR20	46677584559	913701066813	Interact Ready RF switch relay	—	10/270	TN
UID8465/10	—	912401592204	UID8465/10 ZGP Switch Dim 2B/4B	—	96/2880	PA
UID8465/50	—	912401592572	UID8465/50 ZGP 4B Scene Sel Engraved	—	96/2880	PA



Comprehensive portfolio
for your varied lighting
business needs



User interfaces



Sensors



Relay Controllers



Power Dimmer Controllers



Signal Dimmer Controllers



Multipurpose Controllers



Integration Devices



Network Devices



Software & Apps



Electrical Accessories



Wired Systems

Many different user
interfaces from which
to choose, supporting
custom engraving to
match your needs.



Why choose Dynalite?

- Up to 85% energy savings with a distributed networked controls
- True hybrid system allowing for 0-10V, Phase cut, PWM, DALI, DMX, switching all dimming options from one system
- Achieve any highly configurable combination of outcomes customized to exact needs of each living space
- Get pre-configured room automation
- Operate as standalone or network your entire building for central management
- DLC and code compliant (ASHRAE 90.1, T24 and IECC building codes)

Philips Dynalite

Catalog Number	UPC Code	Model Number	Product Description	Compliance	C/P Qty	Distr. Ctr.
Philips Dynalite						
PDEG	—	913703013809	Philips Dynalite Ethernet Gateway	—	—	MT
DUS804CS-UP-NA	—	913703570709	DUS804CS-UP-NA	—	—	MT
DACM-DyNet	—	913703072809	DACM-DyNet	—	—	MT
DDBC1200	—	913703333909	12 x Channel driver control controller (1-10, DSI or DALI)	—	—	MT
DDRC1220FR-GL	—	913703243009	12 x Channel relay controller 20A	—	—	MT
DDC116-UL	—	913703376709	Philips Dynalite Single Zone Controller	—	—	MT
DACM-SSA	—	913703668809	DACM-DyNet-SSA	—	—	MT
DUS804CS-UP-SSA-O	—	913703662809	Pre-programmed DUS804CS-UP Occupancy for Single System Architecture	—	—	MT
DUS804CS-UP-SSA-V	—	913703662909	Pre-programmed DUS804CS-UP Vacancy for Single System Architecture	—	—	MT

For more information go to: <https://www.signify.com/en-us/brands/product-highlights-new/products/controls/philips-dynalite>

Outdoor luminaires



Outdoor luminaires



LED Bollard 47



Garage & Canopy LED dual select 48



Area Light LED select 49



SlimFlood 50



SlimFlood LED dual select 51



Gnrl. Purpose Floods 52



Dusk to Dawn 54



Roughlyte 55



Wall Light 56



Wall Pack LED dual select 57



Tall Wall Pack 58



Security Light LED select 59



LytePro Wall Sconce 60



Adjustable Slim Wall Pack LED dual select 61



Path Lighting, Low Voltage 62



Accent Lighting, LED Low Voltage 63



Accent Lighting, Line Voltage 64



Inground Lighting, LED Low Voltage 65



LED Bollard

The path ahead looks clear and bright



Why choose LED Bollard?

- Clean lines for a timeless, modern look
- Rugged, aluminum construction and high quality finish
- Simple installation
- Silicone gaskets protect internals from harsh elements
- 50,000 hour rated life (L70)

LED Bollard

Catalog Number	UPC Code	Model Number	Product Description	Compliance	Case/Pallet Qty	Distribution Center
LED Bollard						
BL25-NW-G1-5-8-BZ	783352025388	912401476167	Bollard, 25W, Type 5	DLC Standard	1/1	PA



Garage & Canopy LED dual select

Compact and efficient, **built to last**

Slim and durable with a lightweight design, this luminaire provides you with a visually appealing lighting experience.



Why choose Garage & Canopy?

- Field selectable wattage and color temperature
- Cost-effective and efficient lighting for parking garages, covered walkways and canopies
- Slim and compact design
- Durable, weather-tight IP65 rated construction with a rugged, UV stabilized, frosted lens
- Easy to install with the integral quick-mount plate, or pendant mount with 3/4" rigid conduit



Garage & Canopy LED dual select (Gen2)

Catalog Number	UPC Code	Model Number	Product Description	Compliance	C/P Qty	Distr. Ctr.
Garage & Canopy dual select - Round, Bronze Finish						
GCR60-SCT-G2-SM-5-10-BZ	190096181957	912401591779	Selectable Wattage & CCT 28-40-60W / 3000K-4000K-5000K	DLC Premium	90	CA, TN, PA
GCR90-SCT-G2-SM-5-10-BZ	190096181964	912401591780	Selectable Wattage & CCT 28-40-60W / 3000K-4000K-5000K	DLC Premium	90	CA, TN, PA
Garage & Canopy dual select - Square, Bronze Finish						
GC90-SCT-G2-SM-5-10-BZ	190096131327	911401872281	Selectable Wattage & CCT 70-80-90W / 3000K-4000K-5000K	DLC Standard	5/60	CA, TN, PA, IL
GC60-SCT-G2-SM-5-10-BZ	190096131310	911401872181	Selectable Wattage & CCT 28-40-60W / 3000K-4000K-5000K	DLC Standard	5/90	CA, TN, PA, IL
Garage & Canopy Accessories						
GC60/90-MH10	190096131556	911401828182	MH10 hand-held wireless remote	-	50/1500	TN



Area Light LED select

Enhancing the sense of security for the long haul

Energy-saving technology ideal for pole mounted lighting applications.



Why choose Area Light?

- Budget-friendly, high quality area lighting for parking and outdoor spaces
- LED technology will save up to 68% energy over HID¹
- Mounts standard to round or square pole
- Durable aluminum construction
- Lifetime >54,000 hours²
- 5-year limited warranty³

Area Light select (Gen2)

Catalog Number	UPC Code	Model No.	Product Description	Comp.	C/P Qty	Distr. Ctr.
Area Light (Arm Mount with Receptacle 3-Pin with shorting cap) - Bronze Finish						
AL70-NW-G2-AR-3-8-FAWS-IMRI-TLRD3-BZ	190096180493	912401590706	70W, 70CRI, 4000K, Type 3, 120-277V, Selectable 50-57-65-72W, Bi-level Motion Response	DLC Std.	—	TN
AL70-NW-G2-AR-3-8-FAWS-TLRD3-BZ	190096180431	912401590699	70W, 70CRI, 4000K, Type 3, 120-277V, Selectable 50-57-65-72W	DLC Std.	1/15	CA, TN, PA, GA*
AL70-NW-G2-AR-4-8-FAWS-IMRI-TLRD3-BZ	190096180516	912401590708	70W, 70CRI, 4000K, Type 4, 120-277V, Selectable 50-57-65-72W, Bi-level Motion Response	DLC Std.	—	TN
AL70-NW-G2-AR-4-8-FAWS-TLRD3-BZ	190096180455	912401590702	70W, 70CRI, 4000K, Type 4, 120-277V, Selectable 50-57-65-72W	DLC Std.	1/15	CA, TN, PA, GA*
AL70-NW-G2-AR-5-8-FAWS-IMRI-TLRD3-BZ	190096180530	912401590710	70W, 70CRI, 4000K, Type 5, 120-277V, Selectable 50-57-65-72W, Bi-level Motion Response	DLC Std.	—	TN
AL70-NW-G2-AR-5-8-FAWS-TLRD3-BZ	190096180479	912401590704	70W, 70CRI, 4000K, Type 5, 120-277V, Selectable 50-57-65-72W	DLC Std.	—	TN
Area Light (Arm Mount with Receptacle 3-Pin with shorting cap) - Bronze Finish						
AL150-NW-G2-AR-3-8-FAWS-IMRI-TLRD3-BZ	190096180509	912401590707	150W, 70CRI, 4000K, Type 3, 120-277V, Selectable 95-115-130-145W, Bi-level Motion Response	DLC Std.	—	TN
AL150-NW-G2-AR-3-8-FAWS-TLRD3-BZ	190096180448	912401590701	150W, 70CRI, 4000K, Type 3, 120-277V, Selectable 95-115-130-145W	DLC Std.	1/15	CA, TN, PA, GA*
AL150-NW-G2-AR-4-8-FAWS-IMRI-TLRD3-BZ	190096180523	912401590709	150W, 70CRI, 4000K, Type 4, 120-277V, Selectable 95-115-130-145W, Bi-level Motion Response	DLC Std.	—	TN
AL150-NW-G2-AR-4-8-FAWS-TLRD3-BZ	190096180462	912401590703	150W, 70CRI, 4000K, Type 4, 120-277V, Selectable 95-115-130-145W	DLC Std.	1/15	CA, TN, PA, GA*
AL150-NW-G2-AR-5-8-FAWS-IMRI-TLRD3-BZ	190096180547	912401590711	150W, 70CRI, 4000K, Type 5, 120-277V, Selectable 95-115-130-145W, Bi-level Motion Response	DLC Std.	—	TN
AL150-NW-G2-AR-5-8-FAWS-TLRD3-BZ	190096180486	912401590705	150W, 70CRI, 4000K, Type 5, 120-277V, Selectable 95-115-130-145W	DLC Std.	—	TN
Area Light Accessories						
AL-SF-G2-BZ	190096180639	912401590781	Slip fitter mount accessory	—	12/432	CA, TN, PA, GA*

1. Based on comparison between 250W PSMH (at 295W) and AL-150-NW-G1 at 147W.
 2. Predicted performance derived from LED manufacturer's data and engineering design estimates, based on IESNA LM-80 methodology.
 3. See www.signify.com/warranties for details.



SlimFlood

Illuminate with discreet and modern style

The best value for discreet and modern design on your floodlighting projects.



Why choose Slim Flood?

- Complete family of LED floodlights ideal for illuminating signs, building facades or other dark areas
- Can be mounted on the ground, wall, or pole mounted
- All sizes arrive fully assembled and ready to install
- Fade-resistant, textured bronze finish with tempered glass lens that is heat and impact resistant
- IP65 rated, 5-year limited warranty¹



Slim Flood

Catalog Number	UPC Code	Model No.	Product Description	Compliance	Case/Pallet Qty	Distribution Center
Slim Flood						
TF10-CW -G1-K-FL-8-BZ	190096130580	911401810980	10W, 1,000lm, 80CRI, 5000K, Knuckle Mount/Yoke Mount	DLC Standard	18/18	TN
TF10-NW-G1-K-FL-8-BZ	783352025944	911401733562	10W, 1,000lm, 80CRI, 4000K, Knuckle Mount/Yoke Mount	DLC Standard	18/756	CA, TN, PA
TF10-WW-G1-K-FL-8-BZ	190096130467	911401809780	10W, 1,000lm, 80CRI, 3000K, Knuckle Mount/Yoke Mount	DLC Standard	18/18	TN
TF30-CW -G1-K-FL-8-BZ	190096130597	911401811080	30W, 3,000lm, 80CRI, 5000K, Knuckle Mount/Yoke Mount	DLC Standard	10/10	TN
TF30-NW-G1-K-FL-8-BZ	783352025951	911401733572	30W, 3,000lm, 80CRI, 4000K, Knuckle Mount/Yoke Mount	DLC Standard	10/540	CA, TN, PA
TF30-WW-G1-K-FL-8-BZ	190096130474	911401809880	30W, 3,000lm, 80CRI, 3000K, Knuckle Mount/Yoke Mount	DLC Standard	10/10	TN
TF50-CW -G1-K-FL-8-BZ	190096130603	911401811180	50W, 5,000lm, 80CRI, 5000K, Knuckle Mount/Yoke Mount	DLC Standard	6/6	TN
TF50-NW-G1-K-FL-8-BZ	783352025968	911401733582	50W, 5,000lm, 80CRI, 4000K, Knuckle Mount/Yoke Mount	DLC Standard	6/330	CA, TN, IL
TF50-WW-G1-K-FL-8-BZ	190096130481	911401809980	50W, 5,000lm, 80CRI, 3000K, Knuckle Mount/Yoke Mount	DLC Standard	6/6	TN, GA*
TF100-CW -G1-Y-FL-8-BZ	190096130610	911401811280	100W, 10,000lm, 80CRI, 5000K, Yoke Mount	DLC Standard	4/4	TN
TF100-NW-G1-Y-FL-8-BZ	783352025975	911401733622	100W, 10,000lm, 80CRI, 4000K, Yoke Mount	DLC Standard	4/144	CA, TN, PA
TF150-CW -G1-Y-FL-8-BZ	190096130627	911401811380	150W, 15,000lm, 80CRI, 5000K, Yoke Mount	DLC Standard	2/2	TN
TF150-NW-G1-Y-FL-8-BZ	783352025982	911401733632	150W, 15,000lm, 80CRI, 4000K, Yoke Mount	DLC Standard	2/72	CA, TN, PA, IL, GA*
TF200-CW -G1-Y-FL-8-BZ	190096130634	911401811480	200W, 20,000lm, 80CRI, 5000K, Yoke Mount	DLC Standard	2/2	TN
TF200-NW-G1-Y-FL-8-BZ	783352025999	911401733642	200W, 20,000lm, 80CRI, 4000K, Yoke Mount	DLC Standard	2/64	CA, TN, PA

1. See www.signify.com/warranties for details.





All sizes arrive fully assembled and ready to install

SlimFlood LED dual select

Fade-resistant, textured bronze finish with tempered glass lens that is heat and impact resistant



Why choose Slim Flood dual select?

- Complete family of LED floodlights ideal for illuminating signs, building facades or other dark areas
- Can be mounted on the ground, wall, or pole mounted
- Field selectable CCT of 3000–5000K
- Field selectable wattages 10–300W with 7 housing sizes & 4 mountings
- Photo Cell included 35–150W, Photo Cell option 205 & 300W
- IP65 rated, 5-year limited warranty¹

Slim Flood LED dual select

Catalog Number	UPC Code	Model No.	Product Description	Compliance	C/P Qty	Distr. Ctr.
Slim Flood dual select – Bronze Finish						
SF100-SCT-S-G2-10-PCB-BZ	190096196067	911401874984	Slim Flood Dual Select 100W Max, 3CCT, UNV, Slip Fitter, PCB	DLC Premium	1/60	TN, CA, PA
SF100-SCT-T-G2-10-PCB-BZ	190096196074	911401875084	Slim Flood Dual Select 100W Max, 3CCT, UNV, Trunion, PCB	DLC Premium	1/90	TN, CA, PA
SF150-SCT-S-G2-10-PCB-BZ	190096196081	911401875184	Slim Flood Dual Select 150W Max, 3CCT, UNV, Slip Fitter, PCB	DLC Premium	1/40	TN, CA, PA
SF150-SCT-T-G2-10-PCB-BZ	190096196098	911401875284	Slim Flood Dual Select 150W Max, 3CCT, UNV, Trunion, PCB	DLC Premium	1/40	TN, CA, PA
SF15-SCT-K-G2-10-BZ	190096196005	911401874384	Slim Flood Dual Select 15W Max, 3CCT, UNV, Knuckle	DLC Premium	1/180	TN, CA, PA
SF15-SCT-Y-G2-10-BZ	190096196012	911401874484	Slim Flood Dual Select 15W Max, 3CCT, UNV, Yoke	DLC Premium	1/300	TN, CA, PA
SF205-SCT-S-G2-10-BZ	190096196104	911401875384	Slim Flood Dual Select 205W Max, 3CCT, UNV, Slip Fitter, PCB	DLC Premium	1/24	TN, CA, PA
SF205-SCT-T-G2-10-BZ	190096196111	911401875484	Slim Flood Dual Select 205W Max, 3CCT, UNV, Trunion, PCB	DLC Premium	1/24	TN, CA, PA
SF300-SCT-S-G2-10-BZ	190096196128	911401875584	Slim Flood Dual Select 300W Max, 3CCT, UNV, Slip Fitter, PCB	DLC Premium	1/20	TN, CA, PA
SF300-SCT-T-G2-10-BZ	190096196135	911401875684	Slim Flood Dual Select 300W Max, 3CCT, UNV, Trunion, PCB	DLC Premium	1/20	TN, CA, PA
SF35-SCT-K-G2-10-PCB-BZ	190096196029	911401874584	Slim Flood Dual Select 35W Max, 3CCT, UNV, Knuckle	DLC Premium	1/180	TN, CA, PA
SF35-SCT-Y-G2-10-PCB-BZ	190096196036	911401874684	Slim Flood Dual Select 35W Max, 3CCT, UNV, Yoke	DLC Premium	1/240	TN, CA, PA
SF60-SCT-K-G2-10-PCB-BZ	190096196043	911401874784	Slim Flood Dual Select 60W Max, 3CCT, UNV, Knuckle	DLC Premium	1/120	TN, CA, PA
SF60-SCT-Y-G2-10-PCB-BZ	190096196050	911401874884	Slim Flood Dual Select 60W Max, 3CCT, UNV, Yoke	DLC Premium	1/120	TN, CA, PA
SF205-300-PCB	190096196142	911401875784	Slim Flood, 120–150–205W PCB Accessory	DLC Premium	–	TN, CA, PA

1. See www.signify.com/warranties for details.

General Purpose Floods

Versatile and stylish for a wide range of applications

Offer energy saving LED technology for long life and reduced maintenance.



Why choose General Purpose Floods?

- Complete family of LED floodlights ideal for illuminating signs, building facades or other dark areas
- Can be mounted on the ground, wall, or pole-mounted
- All sizes arrive fully assembled and ready to install
- Fade-resistant, textured bronze finish with tempered glass lens that is heat and impact resistant
- IP66 rated, 5-year limited warranty¹



General Purpose Floods

Catalog Number	UPC Code	Model Number	Product Description	Compliance	Case/Pallet Qty	Distribution Center
General Purpose Floods – Bronze Finish						
FL20-NW-G1-K-FL-8-BZ	783352024152	912401467971	20W, 80CRI, 4000K, Knuckle Mount, 120-277V	DLC Standard	1/1	TN
FL20-NW-G1-PCB-K-FL-8-BZ	783352025449	912401477813	20W, 80CRI, 4000K, Knuckle Mount, Photocell, 120-277V	DLC Standard	1/1	TN
FL40-NW-G1-K-FL-8-BZ	783352024169	912401467972	40W, 80CRI, 4000K, Knuckle Mount, 120-277V	DLC Standard	1/1	TN, GA*
FL40-NW-G1-PCB-K-FL-8-BZ	783352025456	912401477814	40W, 80CRI, 4000K, Knuckle Mount, Photocell, 120-277V	DLC Standard	1/1	Factory
FL80-NW-G1-PCB-T-FL-8-BZ	783352025463	912401477815	80W, 80CRI, 4000K, Trunion Mount, Photocell, 120-277V	DLC Standard	1/1	TN, PA
FL80-NW-G1-S-FL-8-BZ	783352025364	912401475275	80W, 80CRI, 4000K, Slipfitter Mount, 120-277V	DLC Standard	1/1	CA
FL80-NW-G1-T-FL-8-BZ	783352024176	912401467973	80W, 80CRI, 4000K, Trunion Mount, 120-277V	DLC Standard	1/1	TN, GA*
FL150-NW-G1-PCB-T-FL-8-BZ	783352025487	912401477817	150W, 80CRI, 4000K, Trunion Mount, Photocell, 120-277V	DLC Standard	1/1	TN, PA
FL150-NW-G1-S-FL-8-BZ	783352025166	912401475271	150W, 80CRI, 4000K, Slipfitter Mount, 120-277V	DLC Standard	1/1	Factory
FL150-NW-G1-T-FL-8-BZ	783352024183	912401467974	150W, 80CRI, 4000K, Trunion Mount, 120-277V	DLC Standard	1/15	TN, CA, GA*
FL200-NW-G1-S-FL-8-BZ	783352025173	912401475272	200W, 80CRI, 4000K, Slipfitter Mount, 120-277V	DLC Standard	1/1	TN
FL200-NW-G1-T-FL-8-BZ	783352025180	912401475273	200W, 80CRI, 4000K, Trunion Mount, 120-277V	DLC Standard	1/1	CA
FL300-NW-G1-S-FL-8-BZ	783352025197	912401475274	300W, 80CRI, 4000K, Slipfitter Mount, 120-277V	DLC Standard	1/1	TN
FL300-NW-G1-T-FL-8-BZ	783352024190	912401467975	300W, 80CRI, 4000K, Trunion Mount, 120-277V	DLC Standard	1/1	TN

1. See www.signify.com/warranties for details.





Dusk to Dawn

**Brighten spaces evenly,
without glare**

A great performing LED light for general purpose areas that fits your budget.



Why choose Dusk to Dawn?

- Excellent choice for general areas, where lighting can enhance security
- Provides up to 70% energy savings over HID*
- Refracted lens design spreads light evenly and significantly reduces glare
- Direct mount or arm mount
- Sturdy, fade and abrasion resistant, built of a one-piece die-cast aluminum housing

Dusk to Dawn (Gen3)

Catalog Number	UPC Code	Model Number	Product Description	Compliance	Case/Pallet Qty	Distr. Ctr.
Dusk to Dawn - Light Grey Finish						
DTD40-NW-G3-AR-5-TLRPC-1-GY3S	783352025050	912401473420	40W, 80CRI, 4000K, Twist-lock receptacle w/Photocell	DLC Standard	4/48	TN
Dusk to Dawn Accessories - Light Grey Finish						
DTDARMGY3S	783352024145	912401050002	Mounting Arm for Dust to Dawn	--	10/200	TN

1. DTDLED rated 40 input watts is 70% less versus metal halide systems rated 129 input watts.

Roughlyte

Small but mighty

End your search for durable lighting that will really last – a mighty little light with long lasting shine.

VWXL14-NW-G1-8



VCXL14-NW-G1-8



Why choose Roughlyte?

- Wall or ceiling mounting available
- Provides 83% energy savings over 100W incandescent¹
- Heat and shock resistant glass globe with cast aluminum guard
- Long life reduces maintenance
- Provides up to 1,390 lumens
- 5-year limited warranty²



Roughlyte

Catalog Number	UPC Code	Model Number	Product Description	Compliance	Case/Pallet Qty	Distribution Center
Roughlyte – Shot blasted Aluminum finish						
VCXL14-NW-G1-8	783352024770	912401472395	Ceiling Mount, 14W, 80CRI, 4000K, 120-277V	DLC Standard	1/54	TN
VWXL14-NW-G1-8	783352024787	912401472396	Wall Mount, 14W, 80CRI, 4000K, 120-277V	DLC Standard	1/60	CA, TN, PA

1. Based on comparison between 100W INC @1710lm and VCXL14 NW-G1 @ 1390lm.

2. See www.signify.com/warranties for details.





SWL-WW-G1-PCB-1-BZ




LWL-WW-G2-PCB-1-BZ

Wall Light

Get tough and efficient within your budget

An economical solution for general purpose lighting in an attractive compact form.



Why choose Wall Light?

- Wall mount fixture ideal for doorways, entryways and other areas
- Cost-effective enhanced LED performance for an compromised quality for your budget
- Built-in photocell for automatic dusk to dawn lighting offers cost-savings
- Mounts to a standard 4" J-box with a galvanized mounting plate
- One-piece housing with a tough polycarbonate lens
- 5-year limited warranty¹

Wall Light

Catalog Number	UPC Code	Model Number	Product Description	Compliance	Case/Pallet Qty	Distr. Ctr.
Wall Light - Bronze Finish						
SWL-WW-G1-PCB-1-BZ	783352025777	912401479151	SWL Wall Light, 13W, 1100lm, 80CRI, 3000K, Photocell control, 120V	—	8/144	Factory
LWL-WW-G2-PCB-1-BZ	783352025760	912401479150	LWL Wall Light, 12W, 1100lm, 80CRI, 3000K, Photocell control, 120V	—	8/288	CA, TN, PA

1. See www.signify.com/warranties for details.

Wall Pack LED dual select

**Classic design meets
LED technology**

The new Wall Pack dual select helps you upgrade from costly HID fixtures with confidence.



Why choose Wall Pack?

- An easy switch from costly HID fixture
- Field selectable wattage and color temperature
- Flexible options, built-in photocell, and field enable or disable
- Glass refractor lens design cuts down on glare



Wall Pack LED dual select


Catalog Number	UPC Code	Model Number	Product Description	Compliance	Case/Pallet Qty	Distribution Center
Wall Pack dual select - Bronze Finish						
WP100-SCT-G2-10-BZ	190096131341	911401872481	Selectable Wattage and CCT 80-100W / 30K-40K-50K	DLC Premium	2/24	CA, TN, PA, IL, GA*
WP60-SCT-G2-10-BZ	190096131334	911401872381	Selectable Wattage and CCT 28-40-60W / 30K-40K-50K	DLC Premium	2/24	CA, TN, PA, IL, GA*



Tall Wall Pack

Tall, brilliant and **full of life...**

An easy choice for almost any outdoor lighting location with durable illumination that was built to last.



Why choose Tall Wall Pack?

- Lightweight, compact and built to last
- Provides up to 83% energy savings over 70W Metal Halide luminaires¹
- The bronze housing is die-cast aluminum and impact resistant polycarbonate, with a frosted lens
- Installation is quick and easy, by mounting to a standard 3.5" or 4" junction box
- Rated for temperatures from -40°C to 40°C

Tall Wall Pack

Catalog Number	UPC Code	Model Number	Product Description	Compliance	Case/Pallet Qty	Distribution Center
Tall Wall Pack - Bronze Finish						
TW20-NW-G1-8-BZ	783352024053	912401468315	20W, 80CRI, 4000K, 120-277V	DLC Standard	1/108	TN
TW20-NW-G1-PCB-1-BZ	783352025104	912401475299	20W, 80CRI, 4000K, Photocell, 120V	DLC Standard	6/72	PA

1. Based on comparison between TW20 @ 20W and 70W Metal halide.

Security Light LED select

Motion activated
LED security light

Enhance your safety, light when there is need.



Why choose Security Light?

- Color selectable (30K, 40K, 50K)
- Die-cast aluminum housing with adjustable twin heads
- Motion and photocell control, light up when needed
- IP65 rated, suitable for outdoor application



Security Light LED select

Catalog Number	UPC Code	Model Number	Product Description	Compliance	Case/Pallet Qty	Distribution Center
Security Light - Black Finish						
SL20-SCT-G1-8-BK	190096131303	911401872081	20W, 2000lm, 3000K-4000K-5000K CCT Selectable, 120-277V	DLC Standard	8/144	CA, TN, PA, IL, GA*



Adj. Slim Wall Pack LED dual select

Slim, low profile LED design

Features a discreet design that will complement any building exterior. Two sizes are available, with three wattage and three CCT selectable options each.



Why choose Adjustable Slim Wall Pack?

- Wall, surface, low level mounting
- Die-cast aluminum, hinged
- Simplified solution – dual select
- 2 housing sizes (25W & 75W)
 - 25W (15/20/25W & 1800/2400/3000 lms)
 - 75W (45/60/75W & 5400/7200/9000 lms)
- CCT Selectable (3K/4K/5K) & 120-277V
- IP65 / IK07 Rated / DLC 5.1
- Button Photocontrol w/0-90° tilt option

Adjustable Slim Wall Pack LED dual select

Catalog Number	UPC Code	Model Number	Product Description	Compliance	Case/Pallet Qty	Distribution Center
Adjustable Slim Wall Pack						
ASW25-SCT-G1-8-PCB-BW	190096182039	912401591885	Adj Slim WP DS 15-25W/30-40-50K/UNV/PCB	–	4/144	TN, CA, PA
ASW75-SCT-G1-8-PCB-BW	190096182046	912401591886	Adj Slim WP DS 45-75W/30-40-50K/UNV/PCB	–	4/120	TN, CA, PA



Lytepro Wall Sconce

Designed for projects, **built for stock**

A powerful and precise combination with outstanding energy savings and excellent photometric performance.



Why choose Lytepro Wall?

- Low-profile design to complement and blend in with surroundings
- Provides energy saving replacement for INC, CFL and HID sources up to 320W
- Optical distributions offer full cutoff performance and an excellent uniformity for precise wall and area illumination
- Easily mounts to a variety of J-box types or fastens directly to wall for seamless retrofitting
- Outstanding value in a compact, architectural design with a long life providing maintenance savings



Lytepro Wall Sconce

Catalog Number	UPC Code	Model Number	Product Description	Compliance	Case/Pallet Qty	Distribution Center
Lytepro Wall Sconce						
LPW16-G3-8-BZ	622252813872	912401477098	LPW16, 30W, 4000K, Type 3, 120-277V, Bronze textured paint	DLC Standard	1/84	TN
LPW16-G3-8-DGY	622252813865	912401477097	LPW16, 30W, 4000K, Type 3, 120-277V, Dark gray textured paint	DLC Standard	1/84	TN
LPW32-G3-8-BZ	622252813896	912401477101	LPW32, 70W, 4000K, Type 3, 120-277V, Bronze textured paint	DLC Standard	1/63	TN
LPW32-G3-8-DGY	622252813889	912401477099	LPW32, 70W, 4000K, Type 3, 120-277V, Dark gray textured paint	DLC Standard	1/63	TN
LPW7-G3-8-BZ	622252813858	912401477096	LPW7, 10W, 4000K, Type 2, 120-277V, Bronze textured paint	DLC Standard	1/450	TN
LPW7-G3-8-DGY	622252813841	912401477095	LPW7, 10W, 4000K, Type 2, 120-277V, Dark gray textured paint	DLC Standard	1/450	TN



Lytepro Area

General purpose arm mount

LytePro Area (LPA) pole-mounted LED luminaire is a value-engineered solution with the perfect combination of affordability, quality, and performance.



Why choose Lytepro area?

- Mounting to Round or Square Pole without need for accessories.
- Large bolt spacing range for easy retrofit application.
- Lumen output range from 2,500 to 29,000 with efficacies up to 185 LPW
- Button or twist-lock photocell, motion response, and field adjustable wattage
- IES Distribution Types 2, 3, 4, & 5
- 3000k, 4000k, and 5000K CCTs.
- All models are DLC qualified.
- 5 year limited warranty

Lytepro Area

Catalog Number	UPC Code	Model No.	Product Description	Compliance	C/P Qty	Distr. Ctr.
Lytepro Area - Bronze Finish						
LPA-A06-740-T3-UNV-FAWS-TRPC-BZ	190096192953	912300004181	12,000lm, 70CRI, 4000K, Type 3, 120-277V, Selectable Wattage, 7-pin with 0-10v short cap	DLC Standard	1/24	PA
LPA-A06-740-T4-UNV-FAWS-TRPC-BZ	190096192960	912300004183	12,000lm, 70CRI, 4000K, Type 4, 120-277V, Selectable Wattage, 7-pin with 0-10v short cap	DLC Standard	1/24	PA
LPA-A11-740-T3-UNV-FAWS-TRPC-BZ	190096192977	912300004185	29,000lm, 70CRI, 4000K, Type 3, 120-277V, Selectable Wattage, 7-pin with 0-10v short cap	DLC Standard	1/24	PA
LPA-A11-740-T4-UNV-FAWS-TRPC-BZ	190096192984	912300004187	29,000lm, 70CRI, 4000K, Type 4, 120-277V, Selectable Wattage, 7-pin with 0-10v short cap	DLC Standard	1/24	PA
Lytepro Area - White Finish						
WP100-SCT-G2-10-WH	190096196814	911401871085	Selectable Wattage and CCT 80-100W / 30K-40K-50K	DLC Premium	2/24	PA
WP60-SCT-G2-10-WH	190096196807	911401870985	Selectable Wattage and CCT 28-40-60W / 30K-40K-50K	DLC Premium	2/24	PA
SL20-SCT-G1-8-WH	190096196791	911401870885	20W, 2000lm, 3000K-4000K-5000K CCT Selectable, 120-277V	DLC Standard	8/144	PA



Path Lighting Low Voltage

Creates symmetrical patterns of light for illuminating walkways, steps, and other elevations. Use to show navigation.



Why choose Low Voltage Path Lighting?

- 12 Volt
- Ships with S7 mounting stake for ease of installation
- toolless relamping
- Die-cast aluminum or spun copper robust housing



Path Lighting, Low Voltage

Catalog No.	UPC Code	Model Number	Product Description	Compliance	Case/Pallet Qty	Distribution Center
Path Lighting, Low Voltage (conventional)						
CUL7S7	783352001955	912400121629	20W T3, Medium Path light w/ Straight Stem w/ Stake, 12V, Copper	—	1/60	TN



Simply adjust side knob with Phillips-head screwdriver for switchable light levels with easy-access integral switch for 4 preset light outputs: based on 3K, medium beam, 130, 280, 500, 670 lumens.

Accent Lighting Low Voltage

All-in-one landscape lighting.

Imagine the convenience and cost savings of having different light levels and a variety of beam patterns, all within a single luminaire.



Why choose Low Voltage LED Accent Lighting?

- Beam adjustable lens that zooms from narrow (15°) to medium (30°) beam, with easy removal via twist-off shroud
- Interchangeable flood (60°) lens included
- Adjustable knuckle arm for precise aiming to a range of 150°
- Vibration locking teeth secured by black SS screw

Accent Lighting, LED Low Voltage

Catalog No.	UPC Code	Model Number	Product Description	Compliance	Case/Pallet Qty	Distribution Center
Accent Lighting LED, Low Voltage						
BL9DW-HS7	783352020819	912401150002	12V, LED, Warm, Small Architectural Accent LED, FlexScape, Bronze	—	1/168	PA
Inground Lighting LED, Accessories						
TSS354-15	783352015006	912400128644	Power Supply, 300W	—	1/32	TN

Accent Lighting Line Voltage

Spot lighting focuses an intense beam of light on a particular subject to showcase focal points.



B9DW-H

Why choose Line Voltage Accent Lighting?

- For projects requiring a system designed to operate utilizing lamping options such as HID, LED or incandescents
- 120 Volts
- 1/2" NPS fitter
- Shrouding and light shielding options available
- Moon lighting simulates the light of a full moon filtering through the foliage of a tree



Accent Lighting, Line Voltage

Catalog Number	UPC Code	Model Number	Product Description	Compliance	Case/Pallet Qty	Distribution Ctr.
Accent Lighting, Line Voltage (conventional)						
BL5016-HS7	783352004260	912400118753	50W, MR16, Micro Bullet w/Stake, 12V, Bronze Finish	—	1/320	PA, CA, TN

Accent Lighting, LED Line Voltage

Catalog Number	UPC Code	Model Number	Product Description	Compliance	Case/Pallet Qty	Distribution Ctr.
Accent Lighting LED, Line Voltage						
B9DW-H	662057949987	912400537463	120V, LED, Warm, Large Architectural Accent LED, Bronze Finish	—	1/168	PA





Inground Lighting LED Low Voltage

Optimal LED performance and superior flexibility design

Creates visual interest for pathways, walls, columns and foliage.





Why choose LED Low Voltage Inground Lighting?

- Rugged housing installs into soil
- Competitively priced outdoor lighting offers performance and versatility
- 100% molded silicone gaskets
- Convenient onsite beam adjustability
- CCT: 3000K and 4000K
- CRI: 70
- Wattage: 12W (max)
- Voltage: 12V typical (10.5V-15V)
- 50,000 hour rated life (L70)

Inground Lighting, LED Low Voltage

Catalog Number	UPC Code	Model Number	Product Description	Compliance	Case/Pallet Qty	Distribution Center
Inground Lighting LED, Low Voltage						
IL9DW-A	783352021588	912401150005	Inground, Low Voltage	—	1/168	PA
Inground Lighting LED, Accessories						
TSS354-15	783352015006	912400128644	Power Supply, 300W	—	1/32	TN

Retrofit & LED lamps



Retrofit & LED lamps

	EvoKit Click LED Retrofit kits 67	MasterClass MainsFit T8 (Type B) 69	CorePro MainsFit T5 & T8 (Type B) 70
CorePro FlexFit CCT Selectable T8 (Type A+B) 73	MasterClass InstantFit T5 & T8 (Type A/C) 74	CorePro InstantFit T8 (Type A/C) 76	CorePro DC-Fit T8 (Type C) 78
MasterConnect InstantFit T8 (Type A & B) 79	MasterClass Ultra-eff MainsFit T8 (Type B) 80	UniversalFit T8 81	CorePro PLED 82
MasterClass Corn Cob 84	MasterClass Corn Cob w/Selectable CCT 85	CorePro Corn Cob 86	CorePro Glass 88
TrueForce High Bay 90	MasterClass TrueForce PAR 91	MasterClass ExpertColor PAR 92	CorePro PAR 94
MasterClass MR16 96	CorePro GU10 & MR16 97	MasterClass AR111 98	CorePro Party A19 & PAR 99
MasterClass A-Shape 101	CorePro A-Shape 102	Contractor-grade CorPro A-Shape 104	Reflectors 106
Decorative A15 & S14 108	MasterClass Designer 110	Globes G16.5 & G25 111	Candles B11/BA11 & F15 112
UFO 114	MasterClass Specialty 115		



Sleek and modern look for a refreshed space



Why choose EvoKit Click LED Retrofit kits?

- Fast installation and with reduced scrap
- Bulk packaging (4 pack) fits up to 84 kits in one pallet
- High efficacy/low wattage for maximum rebates and energy savings
- Fits most 1x4, 2x4 & 2x2 troffers (grid/narrow grid)
- Control options for maximum flexibility
- Average life rating of 70,000 hours¹

EvoKit Click LED Retrofit kits

Cat. No.	Model Number*	UPC Code	Product Description	Compliance	Lumens (lm)	Dimming	Volts (V)	Watts (W)	Eff. lm/W	CRI (min.)	CCT (K)	DLC ID	C/P Qty	Dist. Center
EvoKit Click - 1' x 4'														
269696	929002749013	781087169223	1x4 UNV 0-10 P4	DLC Prem.	2650 3250 3650	0-10V	120-277	17/22/25W	159	80	3500 4000 5000	S-0B7W6H	4/60	CA, TN, PA
269738	929002749113	781087169230	1x4 UNV 0-10 P1	DLC Prem.	2650 3250 3650	0-10V	120-277	17/22/25W	159	80	3500 4000 5000	S-P5KEAG	1/33	CA, TN, PA
114678	929002757813	781087170175	1x4 32L TW UNV SWZCS P4	DLC Prem.	3200	Interact	120-277	24W	133	80	2700 - 6500	S-29X4JY	1/33	CA, TN, PA
267666	929002740213	781087168509	1x4 32L 24W 840 UNV SWZCS P4	DLC Prem.	3200	Interact	120-277	24W	149	80	4000	PW00K1ZF	4/60	CA, TN, PA
114124	929002733813	781087167793	1x4 32L 24W 840 UNV SWZCS P1	DLC Prem.	3200	Interact	120-277	24W	149	80	4000	P95MEW4K	1/33	CA, TN, PA
EvoKit Click - 2' x 2'														
269753	929002749213	781087169247	2x2 UNV 0-10 P4	DLC Prem.	2650 3250 3650	0-10V	120-277	17/22/25W	159	80	3500 4000 5000	S-NEJXOV	4/84	CA, TN, PA
269803	929002749313	781087169254	2x2 UNV 0-10 P1	DLC Prem.	2650 3250 3650	0-10V	120-277	17/22/25W	159	80	3500 4000 5000	S-CO7ISX	1/55	CA, TN, PA
114686	929002757913	781087170182	2x2 32L TW UNV SWZCS P4	DLC Prem.	3200	Interact	120-277	25W	128	80	2700 - 6500	S-9CK2XY	4/84	CA, TN, PA
114140	929002733913	781087167809	2x2 32L 24W 840 UNV SWZCS P4	DLC Prem.	3200	Interact	120-277	24W	138	80	4000	RJHZ10F4	4/84	CA, TN, PA
121376	929002734113	781087167823	2x2 32L 24W 840 UNV SWZCS P1	DLC Prem.	3200	Interact	120-277	24W	138	80	4000	P2WPWOM3	1/55	CA, TN, PA
523647	929001777913	781087162064	2x2 32L 24W 840 UNV 0-10 P4	DLC Prem.	3200	0-10V	120-277	24W	138	80	4000	PCGIVN5U	4/84	CA, TN, PA
520247	929001737713	781087157985	2x2 32L 24W 840 UNV 0-10 P1	DLC Prem.	3200	0-10V	120-277	24W	138	80	4000	PL4YKODF	1/55	CA, TN, PA
267674	929002740313	781087168516	2x2 32L 24W 835 UNV SWZCS P4	DLC Prem.	3200	Interact	120-277	24W	133	80	3500	PG2IVTS2	4/84	CA, TN, PA
114157	929002734013	781087167816	2x2 32L 24W 835 UNV SWZCS P1	DLC Prem.	3200	Interact	120-277	24W	133	80	3500	PYFQUQV4	1/55	CA, TN, PA
523589	929001777313	781087162002	2x2 32L 29W 835 UNV 0-10 P4	DLC Std.	3200	0-10V	120-277	29W	117	80	3500	P5ZOVZ5C	4/84	CA, TN, PA

1. Tested to B50 L70 requirement. LED lifetime means the length of time (in hours) until half of the LED light sources maintain at least 70% of their initial lumen output (B50, L70).

* When searching for DLC or NSF listings, please use the first 10-digits only.



Sleek and modern look for a refreshed space



Why choose EvoKit Click LED Retrofit kits?

- Fast installation and with reduced scrap
- Bulk packaging (4 pack) fits up to 84 kits in one pallet
- High efficacy/low wattage for maximum rebates and energy savings
- Fits most 1x4, 2x4 & 2x2 troffers (grid/narrow grid)
- Control options for maximum flexibility
- Average life rating of 70,000 hours¹



EvoKit Click LED Retrofit kits

Cat. No.	Model Number*	UPC Code	Product Description	Compliance	Lumens (lm)	Dimming	Volts (V)	Watts (W)	Eff. lm/W	CRI (min.)	CCT (K)	DLC ID	C/P Qty	Dist. Center
EvoKit Click - 2' x 4'														
269829	929002749413	781087169261	2x4 UNV 0-10 P4	DLC Prem.	3150 3900 4300	0-10V	120-277	20/25/30W	160	80	3500 4000 5000	S-MOQWEN	4/60	CA, TN, PA
269837	929002749513	781087169278	2x4 UNV 0-10 P1	DLC Prem.	3150 3900 4300	0-10V	120-277	20/25/30W	160	80	3500 4000 5000	S-T2KSHX	1/33	CA, TN, PA
114710	929002758113	781087170205	2x4 42L TW UNV SWZCS P4	DLC Prem.	4200	Interact	120-277	33W	127	80	2700 - 6500	S-29X4JY	4/60	CA, TN, PA
121392	929002734213	781087167830	2x4 42L 29W 840 UNV SWZCS P4	DLC Prem.	4200	Interact	120-277	29W	134	80	4000	PIJTAVRN	4/60	CA, TN, PA
121426	929002734413	781087167854	2x4 42L 29W 840 UNV SWZCS P1	DLC Prem.	4200	Interact	120-277	29W	124	80	4000	P4CU1BIE	1/33	CA, TN, PA
267682	929002740413	781087168523	2x4 42L 29W 835 UNV SWZCS P4	DLC Prem.	4200	Interact	120-277	29W	134	80	3500	P01HXM8O	4/60	CA, TN, PA
121400	929002734313	781087167847	2x4 42L 29W 835 UNV SWZCS P1	DLC Prem.	4200	Interact	120-277	29W	134	80	3500	PTVG8GBH	1/33	CA, TN, PA
523720	929001778713	781087162149	2x4 42L 30W 840 UNV 0-10 P4	DLC Prem.	4200	0-10V	120-277	30W	144	80	4000	PD7HU98K	4/60	CA, TN, PA
520296	929001740113	781087158036	2x4 42L 30W 840 UNV 0-10 P1	DLC Prem.	4200	0-10V	120-277	30W	144	80	4000	P9S1IOOY	1/33	CA, TN, PA
523704	929001778513	781087162125	2x4 42L 30W 835 UNV 0-10 P4	DLC Prem.	4200	0-10V	120-277	30W	139	80	3500	PIW5T132	4/60	CA, TN, PA
520288	929001739713	781087158029	2x4 42L 30W 835 UNV 0-10 P1	DLC Prem.	4200	0-10V	120-277	30W	139	80	3500	PIW5T132	1/33	CA, TN, PA
523555	929001777013	781087161975	2x4 30L 27W 840 UNV 0-10 P4	DLC Std.	3000	0-10V	120-277	27W	111	80	4000	P242F7YA	4/60	CA, TN, PA
EvoKit Gen 5 - 2' x 2'														
528018	929002714613	781087165836	2x2 31L 22W 840 UNV 0-10 G5	DLC Prem.	3100	0-10V	120-277	22W	141	80	4000	PUG7W7RN	1/36	CA, TN, PA
EvoKit Gen 5 - 2' x 4'														
528075	929002715213	781087165898	2x4 42L 28W 840 UNV 0-10 G5	DLC Prem.	4200	0-10V	120-277	28W	150	80	4000	PEX2M01D	1/24	CA, TN, PA
270025	929002749613	781087169285	2x4 47L 34W 840 UNV SWZCS P4	DLC Prem.	3400	Interact	120-277	34W	132	80	4000	S-BKJWMI	4/60	CA
523621	929001777713	781087162040	2x2 32L 24W 835 UNV 0-10 P4	DLC Prem.	2400	0-10V	120-277	24W	141	80	3500	PBBL99UF	4/84	CA, PA

1. Tested to B50 L70 requirement. LED lifetime means the length of time (in hours) until half of the LED light sources maintain at least 70% of their initial lumen output (B50, L70).

* When searching for DLC or NSF listings, please use the first 10-digits only.



LED Tubes

MasterClass MainsFit T8 (Type B)



Patented design prevents shock with surge protection



Why choose MasterClass MainsFit T8 LED Tubes?

- Shatter-resistant lamps prevent breakage, not just contain the shattered glass
- Proven over 40% energy savings¹ over fluorescent systems
- Average life rating up to 70,000 hours²
- UL Type B ballast bypass double-ended
- Emergency capable with Philips PTB15D, Bodine ELI-S-20 or ELI-S-100 EM drivers
- Plastic tube construction

MasterClass MainsFit T8 (Type B) LED plastic tubes

Catalog Number	Model Number*	UPC Code	Product Description	Watts (W)	Base	CRI (min)	CCT (K)	Lifespan (hrs)	Lumens (lm)	Volts (V)	DLC ID	C/P Qty	Dist. Center
MasterClass (Plastic) MainsFit (Type B) - T8 4ft													
575498	929002325234	46677575496	10.5T8/MAS/48-840/MF16/P 10/1	10.5	G13	82	4000	70000	1600	120-277	PAWQXZLG	10/900	CA, TN, PA
575506	929002325334	46677575502	10.5T8/MAS/48-850/MF16/P 10/1	10.5	G13	82	5000	70000	1600	120-277	PNSQUHUR	10/900	CA, TN, PA
575522	929002325534	46677575526	14.5T8/MAS/48-835/MF20/P 10/1	14.5	G13	82	3500	70000	2000	120-277	PVMNRRGB	10/900	CA, TN, PA
575548	929002325734	46677575540	14.5T8/MAS/48-850/MF21/P 10/1	14.5	G13	82	5000	70000	2100	120-277	P7NU9OQ8	10/900	CA, TN, PA
MasterClass (Plastic) MainsFit (Type B) - T8 4ft													
579441	929003525104	46677579449	10.5T8/MAS/48-835/MF15/P/DIM 25/1	11	G13	82	3500	70000	1550	120-277	S-573ND4	25/1575	CA, TN, PA
579458	929003525204	46677579456	10.5T8/MAS/48-840/MF16/P/DIM 25/1	11	G13	82	4000	70000	1600	120-277	S-QI8DGT	25/1575	CA, TN, PA
579466	929003525304	46677579463	10.5T8/MAS/48-850/MF16/P/DIM 25/1	11	G13	82	5000	70000	1600	120-277	S-7KSJBW	25/1575	CA, TN, PA
579474	929003525404	46677579470	14.5T8/MAS/48-830/MF20/P/DIM 25/1	15	G13	82	3000	70000	2000	120-277	S-YDCTVS	25/1575	TN
579482	929003525504	46677579487	14.5T8/MAS/48-835/MF20/P/DIM 25/1	15	G13	82	3500	70000	2000	120-277	S-085HQW	25/1575	CA, TN, PA
579490	929003525604	46677579494	14.5T8/MAS/48-840/MF21/P/DIM 25/1	15	G13	82	4000	70000	2100	120-277	S-RAUJDC	25/1575	CA, TN, PA
579508	929003525704	46677579500	14.5T8/MAS/48-850/MF21/P/DIM 25/1	15	G13	82	5000	70000	2100	120-277	S-4JUD6L	25/1575	CA, TN, PA
579516	929003525804	46677579517	16.5T8/MAS/48-835/MF24/P/DIM 25/1	17	G13	82	4000	70000	2500	120-277	S-A8FD2T	25/1575	TN
579524	929003525904	46677579524	16.5T8/MAS/48-840/MF25/P/DIM 25/1	17	G13	82	3500	70000	2450	120-277	S-B2KA75	25/1575	TN
579532	929003526004	46677579531	16.5T8/MAS/48-850/MF25/P/DIM 25/1	17	G13	82	5000	70000	2500	120-277	S-809PNW	25/1575	TN

1. Savings based on comparison to F32T8 electronic instant start systems.
 2. Tested to B50 L70 requirement. LED lifetime means the length of time (in hours) until half of the LED light sources maintain at least 70% of their initial lumen output (B50, L70).
 * When searching for DLC or NSF listings, please use the first 10-digits only.





Patented design prevents shock with surge protection

Why choose CorePro MainsFit T5 & T8 LED Tubes?

- Double-ended for faster installs
- Proven over 40% energy savings¹ over fluorescent systems
- Average life rating of 50,000 hours²
- UL Type B ballast bypass
- Emergency capable with Philips PTB15D, Bodine ELI-S-20 or ELI-S-100 EM drivers
- Glass tube construction



CorePro MainsFit T5 & T8 (Type B) LED glass tubes

Catalog Number	Model Number*	UPC Code	Product Description	Watts (W)	Base	CRI (min)	CCT (K)	Lifespan (hrs)	Lumens (lm)	Volts (V)	DLC ID	C/P Qty	Dist. Center
CorePro MainsFit (Type B) – T5 2ft													
576140	929003122704	46677576141	8T5HE/COR/22-835/MF10/G 25/1	8	G5	82	3500	50000	1000	120-277	No Category	25/2100	–
576157	929003122804	46677576158	8T5HE/COR/22-840/MF10/G 25/1	8	G5	82	4000	50000	1050	120-277	No Category	25/2100	–
576165	929003122904	46677576165	8T5HE/COR/22-850/MF10/G 25/1	8	G5	82	5000	50000	1050	120-277	No Category	25/2100	PA
CorePro MainsFit (Type B) – T5 3ft													
576173	929003123004	46677576172	10T5HE/COR/34-835/MF13/G 25/1	10	G5	82	3500	50000	1300	120-277	No Category	25/1200	–
576181	929003123104	46677576189	10T5HE/COR/34-840/MF14/G 25/1	10	G5	82	4000	50000	1400	120-277	No Category	25/1200	–
576199	929003123204	46677576196	10T5HE/COR/34-850/MF14/G 25/1	10	G5	82	5000	50000	1400	120-277	No Category	25/1200	–
CorePro MainsFit (Type B) – T5 4ft													
576207	929003123304	46677576202	14T5HE/COR/46-835/MF20/G 25/1	14	G5	82	3500	50000	2000	120-277	PQ7HO51Y	25/1050	–
576215	929003123404	46677576219	14T5HE/COR/46-840/MF21/G 25/1	14	G5	82	4000	50000	2100	120-277	P7NL3V16	25/1050	–
576223	929003123504	46677576226	14T5HE/COR/46-850/MF21/G 25/1	14	G5	82	5000	50000	2100	120-277	PDIJMHU1	25/1050	–
576231	929003122404	46677576233	25T5HO/COR/46-835/MF33/G 25/1	25	G5	80	3500	50000	3300	120-277	PY2MWDXX	25/1050	PA
576249	929003122504	46677576240	25T5HO/COR/46-840/MF35/G 25/1	25	G5	82	4000	50000	3500	120-277	POSBWIPB	25/1050	CA, TN, PA
576256	929003122604	46677576257	25T5HO/COR/46-850/MF35/G 25/1	25	G5	82	5000	50000	3500	120-277	PKPRHYX	25/1050	CA, TN, PA
CorePro MainsFit (Type B) – T8 2ft													
535450	929001933804	46677535452	8.5T8/COR/24-830/MF11/G 10/1	8.5	G13	80	3000	50000	1100	120-277	PSB5JDM7	10/900	TN
535468	929001933904	46677535469	8.5T8/COR/24-835/MF11/G 10/1	8.5	G13	80	3500	50000	1100	120-277	PKG7DURA	10/900	TN, PA
535476	929001934004	46677535476	8.5T8/COR/24-840/MF11/G 10/1	8.5	G13	80	4000	50000	1150	120-277	PRGU80IY	10/900	CA, TN, PA
535484	929001934104	46677535483	8.5T8/COR/24-850/MF11/G 10/1	8.5	G13	82	5000	50000	1150	120-277	PEQHTIDN	10/900	TN

1. Savings based on comparison to F32T8 electronic instant start systems.
 2. Tested to B50 L70 requirement. LED lifetime means the length of time (in hours) until half of the LED light sources maintain at least 70% of their initial lumen output (B50, L70).
 * When searching for DLC or NSF listings, please use the first 10-digits only.



(continued)

CorePro MainsFit T8 (Type B) LED glass tubes

Catalog Number	Model Number*	UPC Code	Product Description	Watts (W)	Base	CRI (min)	CCT (K)	Lifespan (hrs)	Lumens (lm)	Volts (V)	DLC ID	C/P Qty	Dist. Center
CorePro MainsFit (Type B) - T8 3ft													
535492	929001934204	46677535490	11.5T8/COR/36-830/MF13/G 10/1	11.5	G13	82	3000	50000	1300	120-277	PEKX8MHK	10/540	TN
535500	929001934304	46677535506	11.5T8/COR/36-835/MF13/G 10/1	11.5	G13	82	3500	50000	1300	120-277	P51PGWYW	10/540	TN
535518	929001934404	46677535513	11.5T8/COR/36-840/MF14/G 10/1	11.5	G13	82	4000	50000	1400	120-277	PDESZ0HQ	10/540	CA, TN, PA
535526	929001934504	46677535520	11.5T8/COR/36-850/MF14/G 10/1	11.5	G13	82	5000	50000	1400	120-277	P6A2TN9L	10/540	TN
CorePro MainsFit (Type B) - T8 4ft													
563460	929002483804	46677563462	9.9T8/COR/48-840/MF16/G 10/1	9.9	G13	80	4000	50000	1650	120-277	P4GNLB60	10/780	CA, TN, PA
563510	929002484304	46677563516	12T8/COR/48-850/MF18/G 10/1	12	G13	80	5000	50000	1800	120-277	PVDFRFDJ	10/650	CA, TN, PA
CorePro MainsFit (Type B) - T8 4ft													
579318	929003523704	46677579319	9.9T8/COR/48-835/MF15/G/DIM 25/1	9.9	G13	80	3500	50000	1500	120-277	S-RCNBD2	25/900	CA, TN, PA
579326	929003523804	46677579326	9.9T8/COR/48-840/MF16/G/DIM 25/1	9.9	G13	80	4000	50000	1650	120-277	S-4GP25S	25/900	CA, TN, PA
579334	929003523904	46677579333	9.9T8/COR/48-850/MF16/G/DIM 25/1	9.9	G13	80	5000	50000	1650	120-277	S-Q9GJNX	25/900	CA, TN, PA
579342	929003524104	46677579340	12T8/COR/48-830/MF17/G/DIM 25/1	12	G13	80	3000	50000	1700	120-277	S-JOO6SY	25/900	TN
579359	929003524204	46677579357	12T8/COR/48-835/MF17/G/DIM 25/1	12	G13	80	3500	50000	1700	120-277	S-6OHOAZ	25/900	CA, TN, PA
579383	929003524304	46677579388	12T8/COR/48-840/MF18/G/DIM 25/1	12	G13	80	4000	50000	1800	120-277	S-YDPVZ5	25/900	CA, TN, PA
579391	929003524404	46677579395	12T8/COR/48-850/MF18/G/DIM 25/1	12	G13	80	5000	50000	1800	120-277	S-E47N92	25/900	CA, TN, PA
579409	929003524604	46677579401	14.5T8/COR/48-830/MF20/G/DIM 25/1	14.5	G13	80	3000	50000	2000	120-277	S-VCHUQY	25/900	CA, TN, PA
579417	929003524704	46677579418	14.5T8/COR/48-835/MF20/G/DIM 25/1	14.5	G13	80	3500	50000	2000	120-277	S-4AS9KG	25/900	CA, TN, PA
579425	929003524804	46677579425	14.5T8/COR/48-840/MF21/G/DIM 25/1	14.5	G13	80	4000	50000	2100	120-277	S-Z5VAIG	25/900	CA, TN, PA
579433	929003524904	46677579432	14.5T8/COR/48-850/MF21/G/DIM 25/1	14.5	G13	80	5000	50000	2100	120-277	S-N68XAH	25/900	CA, TN, PA
CorePro MainsFit Color Adjustable (Type B) - T8 4ft													
579672	929003540104	46677579678	14.5T8/COR/48-5CCT/MF18/G/DIM 25/1	14.5	G13	82	3000/3500/4000 /5000/6500	50000	1800	120-277	S-6F4RWZ	25/900	PA
589804	929003815504	46677589806	43T8/COR/96-5CCT/MF52LS/G/FA8-R17D 10/1	43	FAB-R17d	82		50000	3400/4300 /5200	120-277	S-B5SZFP	TBD	PA
Contractor Grade MainsFit (Type B) - T8 4ft													
577767	929003474504	46677577766	14.5T8/CNG/48-835/MF17/G 25/1	14.5	G13	80	3500	50000	1750	120-277	PHBJTIQF	25/900	CA, TN, PA
577775	929003474604	46677577773	14.5T8/CNG/48-840/MF18/G 25/1	14.5	G13	80	4000	50000	1800	120-277	PAL56OQ3	25/900	CA, TN, PA
577783	929003474704	46677577780	14.5T8/CNG/48-850/MF18/G 25/1	14.5	G13	80	5000	50000	1800	120-277	PFHOVHZ7	25/900	CA, TN, PA
577791	929003474804	46677577797	14.5T8/CNG/48-865/MF18/G 25/1	14.5	G13	80	6500	50000	1800	120-277	PS3GBS4Q	25/900	CA, TN, PA
579045	929003510604	46677579043	16.5T8/CNG/48-835/MF20/G 25/1	16.5	G13	80	3500	50000	2000	120-277	PWH5DXIO	25/900	CA, TN, PA
579052	929003510704	46677579050	16.5T8/CNG/48-840/MF21/G 25/1	16.5	G13	80	4000	50000	2100	120-277	PCJUDVTN	25/900	CA, TN, PA
579060	929003510804	46677579067	16.5T8/CNG/48-850/MF21/G 25/1	16.5	G13	80	5000	50000	2100	120-277	PYDXK24N	25/900	CA, TN, PA
CorePro MainsFit (Type B) - T8 8ft													
575134	929003099404	46677575137	42T8HO/COR/96-840/MF54/G/FA8 10/1	42	FA8	82	4000	50000	5400	120-277	PNV8L83H	10/500	CA, TN, PA
575142	929003099504	46677575144	42T8HO/COR/96-850/MF54/G/FA8 10/1	42	FA8	82	5000	50000	5400	120-277	P2NCH72N	10/500	CA, TN, PA
575720	929003112104	46677575724	33T8/COR/96-840/MF44/G/FA8 10/1	33	FA8	82	4000	50000	4400	120-277	P6R7QGS1	10/500	CA, TN, PA
575738	929003112204	46677575731	33T8/COR/96-850/MF44/G/FA8 10/1	33	FA8	82	5000	50000	4400	120-277	PAQO0FQ5	10/500	CA, TN, PA
575746	929003112304	46677575748	42T8HO/COR/96-840/MF54/G/R17d 10/1	42	R17d	82	4000	50000	5400	120-277	No Category	10/500	CA, TN, PA
575753	929003112404	46677575755	42T8HO/COR/96-850/MF54/G/R17d 10/1	42	R17d	82	5000	50000	5400	120-277	No Category	10/500	CA, TN, PA
CorePro MainsFit (Type B) - T8 Ubend													
535534	929001934604	46677535537	15.5T8-6U/COR/24-830/MF20/G 10/1	15.5	G13	82	3000	50000	2000	120-277	PAL67OJK	10/250	TN
535542	929001934704	46677535544	15.5T8-6U/COR/24-835/MF20/G 10/1	15.5	G13	82	3500	50000	2000	120-277	PVKJRY18	10/250	TN
535559	929001934804	46677535551	15.5T8-6U/COR/24-840/MF21/G 10/1	15.5	G13	82	4000	50000	2100	120-277	PUAR19X3	10/250	CA, TN, PA
535567	929001934904	46677535568	15.5T8-6U/COR/24-850/MF21/G 10/1	15.5	G13	82	5000	50000	2100	120-277	PMKCEPRN	10/250	TN

1. Savings based on comparison to F32T8 electronic instant start systems.
 2. Tested to B50 L70 requirement. LED lifetime means the length of time (in hours) until half of the LED light sources maintain at least 70% of their initial lumen output (B50, L70).
 * When searching for DLC or NSF listings, please use the first 10-digits only.





LED Tubes

CorePro FlexFit CCT Selectable T8 (Type A+B)

Patented design
prevents shock with
surge protection



Why choose CorePro FlexFit CCT Selectable T8?

- Installation flexibility: Can be installed as Type A, Type B Single ended or Type B double ended.
- One lamp, 5 colors: Select from 5 CCTs ranging from 3000K to 6500K
- Reduced warehousing: 97% less warehouse space versus carrying individual lamps¹
- Emergency capable with Philips PTB15D, Bodine ELI-S-20 or ELI-S-100 EM drivers

CorePro FlexFit CCT Select T8 (Type A+B) LED tubes

Catalog Number	Model Number*	UPC Code	Product Description	Watts (W)	Base	CRI (min)	CCT (K)	Lifespan (hrs)	Lumens (lm)	Volts (V)	DLC ID	C/P Qty	Dist. Center
CorePro FlexFit CCT Select T8 (Type A+B)													
588624	929003794504	46677588625	7.5T8/COR/24-5CCT/FF11/G/DIM 25/1	7.5	G13	82	3000/3500/4000/5000/6500	50000	1100	120-277	S-KG25BR	25/4200	CA, TN, PA
588632	929003794604	46677588632	10.5T8/COR/36-5CCT/FF15/G/DIM 25/1	10.5	G13	82	3000/3500/4000/5000/6500	50000	1500	120-277	S-V0S96M	25/2800	CA, TN, PA
588640	929003794704	46677588649	12T8/COR/48-5CCT/FF18/G/DIM 25/1	12	G13	82	3000/3500/4000/5000/6500	50000	1800	120-277	S-SR7DNJ	25/2100	CA, TN, PA

1. Savings based on reducing 15 SKUs to 1 SKU.

LED Tubes

MasterClass InstantFit T5 & T8 (Type A/C)



Shatter-resistant lamps
prevent breakage

Why choose MasterClass InstantFit T5 & T8 LED Tubes?

- Works with more ballasts and drivers than any other lamp so it's going to perform as expected and prevent rework
- Proven over 40% energy savings¹ over fluorescent for continual payback over the life of the product
- Average life rating up to 70,000 hours²
- Lamps can be used as either Type A or Type C lamps³
- Plastic tube construction



MasterClass InstantFit T5 & T8 (Type A/C) LED plastic tubes

Catalog Number	Model Number*	UPC Code	Product Description	Watts (W)	Base	CRI (min)	CCT (K)	Lifespan (hrs)	Lumens (lm)	Volts (V)	DLC ID	C/P Qty	Dist. Center
MasterClass (Plastic) InstantFit (Type A) - T5 4ft													
467134	929001283804	46677467135	24T5HO/46-835/IF33/P/DIM 10/1	24	G5	82	3500	50000	3300	Ballast Dependent	PR7H998W	10/2000	CA, TN, PA
467142	929001283904	46677467142	24T5HO/46-840/IF35/P/DIM 10/1	24	G5	82	4000	50000	3500	Ballast Dependent	PUFNVUMP	10/2000	CA, TN, PA
467159	929001284004	46677467159	24T5HO/46-850/IF35/P/DIM 10/1	24	G5	82	5000	50000	3500	Ballast Dependent	RJHYX3QV	10/2000	CA, TN, PA
MasterClass (Plastic) InstantFit (Type A/C) - T8 2ft													
541813	929001986904	46677541811	7T8/MAS/24-830/IF10/P/DIM 10/1	7	G13	80	3000	70000	1050	Ballast Dependent	P604TTJI	10/2380	TN
541821	929001987004	46677541828	7T8/MAS/24-835/IF10/P/DIM 10/1	7	G13	80	3500	70000	1050	Ballast Dependent	PTFG2KIH	10/2380	CA, TN, PA
541839	929001987104	46677541835	7T8/MAS/24-840/IF11/P/DIM 10/1	7	G13	80	4000	70000	1150	Ballast Dependent	PNFV1220	10/2380	CA, TN, PA
541847	929001987204	46677541842	7T8/MAS/24-850/IF11/P/DIM 10/1	7	G13	80	5000	70000	1150	Ballast Dependent	PSUTWB50	10/2380	CA, TN, PA
MasterClass (Plastic) InstantFit (Type A/C) - T8 3ft													
539858	929001967504	46677539856	8.5T8/MAS/36-830/IF13/P/DIM 10/1	8.5	G13	80	3000	70000	1300	Ballast Dependent	PT8ANY27	10/1530	PA, TN
539866	929001967904	46677539863	8.5T8/MAS/36-835/IF13/P/DIM 10/1	8.5	G13	80	3500	70000	1300	Ballast Dependent	P3WOXMJG	10/1530	CA, TN, PA
539874	929001967604	46677539870	8.5T8/MAS/36-840/IF14/P/DIM 10/1	8.5	G13	80	4000	70000	1400	Ballast Dependent	PNZ6ODAV	10/1530	CA, TN, PA
539882	929001967704	46677539887	8.5T8/MAS/36-850/IF14/P/DIM 10/1	8.5	G13	80	5000	70000	1400	Ballast Dependent	PUDMU6QC	10/1530	TN

1. Savings based on comparison to F28T5 electronic instant start systems.
 2. Tested to B50 L70 requirement. LED lifetime means the length of time (in hours) until half of the LED light sources maintain at least 70% of their initial lumen output (B50, L70).
 3. Type A when paired with a ballast. Type C when paired with a TLED driver.
 * When searching for DLC or NSF listings, please use the first 10-digits only.



(continued)

MasterClass InstantFit T5 & T8 (Type A/C) LED plastic tubes

Catalog Number	Model Number*	UPC Code	Product Description	Watts (W)	Base	CRI (min)	CCT (K)	Lifespan (hrs)	Lumens (lm)	Volts (V)	DLC ID	C/P Qty	Dist. Center
MasterClass (Plastic) InstantFit (Type A/C) - T8 4ft													
565580	929003025304	46677565589	8.9T8/MAS/48-830/IF15/P/DIM 10/1	8.9	G13	80	3000	70000	1500	Ballast Dependent	PTD1V27Q	10/1190	CA, TN, PA
565598	929003025404	46677565596	8.9T8/MAS/48-835/IF15/P/DIM 10/1	8.9	G13	80	3500	70000	1500	Ballast Dependent	PCYCNPOO	10/1190	CA, TN, PA
565606	929003025504	46677565602	8.9T8/MAS/48-840/IF16/P/DIM 10/1	8.9	G13	80	4000	70000	1600	Ballast Dependent	P1GPHJTW	10/1190	CA, TN, PA
565614	929003025604	46677565619	8.9T8/MAS/48-850/IF16/P/DIM 10/1	8.9	G13	80	5000	70000	1600	Ballast Dependent	PTB8BS59	10/1190	CA, TN, PA
473926	929001397634	46677473921	13T8/MAS/48-830/IF20/P/DIM 10/1	13	G13	82	3000	70000	2000	Ballast Dependent	PFUBZ76C	10/1190	CA, TN, PA
473934	929001397734	46677473938	13T8/MAS/48-835/IF20/P/DIM 10/1	13	G13	82	3500	70000	2000	Ballast Dependent	P3WDP0ZD	10/1190	CA, TN, PA
473942	929001397834	46677473945	13T8/MAS/48-840/IF21/P/DIM 10/1	13	G13	82	4000	70000	2100	Ballast Dependent	PPSOM8AQ	10/1190	CA, TN, PA
473958	929001397934	46677473952	13T8/MAS/48-850/IF21/P/DIM 10/1	13	G13	82	5000	70000	2100	Ballast Dependent	POSZ7HFJ	10/1190	CA, TN, PA
545178	929002016204	46677545178	15.5T8/MAS/48-830/IF23/P/DIM 25/1	15.5	G13	83	3000	70000	2500	Ballast Dependent	PNKIZ638	25/1400	CA, TN, PA
533372	929002016304	46677545185	15.5T8/MAS/48-835/IF24/P/DIM 25/1	15.5	G13	82	3500	70000	2400	Ballast Dependent	P51ZCP75	25/1400	CA, TN, PA
545194	929002016404	46677545192	15.5T8/MAS/48-840/IF25/P/DIM 25/1	15.5	G13	82	4000	70000	2500	Ballast Dependent	PCYKJJSI	25/1400	CA, TN, PA
545200	929002016504	46677545208	15.5T8/MAS/48-850/IF25/P/DIM 25/1	15.5	G13	82	5000	70000	2500	Ballast Dependent	POHK0Y9Y	25/1400	CA, TN, PA
MasterClass (Plastic) InstantFit (Type A/C) - T8 6ft U-bend													
541854	929001987404	46677541859	13T8-6U/MAS/24-830/IF20/P/DIM 10/1	13	G13	82	3000	70000	2000	Ballast Dependent	P67SZONC	10/400	TN
541862	929001987504	46677541866	13T8-6U/MAS/24-835/IF20/P/DIM 10/1	13	G13	82	3500	70000	2000	Ballast Dependent	PQ9KE4CE	10/400	CA, TN, PA
541870	929001987604	46677541873	13T8-6U/MAS/24-840/IF21/P/DIM 10/1	13	G13	82	4000	70000	2100	Ballast Dependent	PZX06205	10/400	CA, TN, PA
541888	929001987704	46677541880	13T8-6U/MAS/24-850/IF21/P/DIM 10/1	13	G13	82	5000	70000	2100	Ballast Dependent	PA8813S4	10/400	PA, TN
MasterClass (Plastic) InstantFit (Type A) - T8 8ft													
469247	929001307804	46677472573	35T8/96-3500 IF FA8 10/1	35	FA8	82	3500	50000	4000	Ballast Dependent	Not DLC	10/300	PA, TN
469254	929001314604	46677472580	35T8/96-4000 IF FA8 10/1	35	FA8	82	4000	50000	4200	Ballast Dependent	Not DLC	10/300	CA, TN, PA

- Savings based on comparison to F28T5 electronic instant start systems.
 - Tested to B50 L70 requirement. LED lifetime means the length of time (in hours) until half of the LED light sources maintain at least 70% of their initial lumen output (B50, L70).
 - Type A when paired with a ballast. Type C when paired with a TLED driver.
- * When searching for DLC or NSF listings, please use the first 10-digits only.

LED Tubes

CorePro InstantFit T5 (Type A/C)



Most lamps are DLC listed and all are NSF listed

Why choose CorePro InstantFit T5 & T8 LED Tubes?

- Works with more ballasts and drivers than any other lamp so it's going to perform as expected and prevent rework
- Proven over 40% energy savings¹ over fluorescent for continual payback over the life of the product
- Average life rating of 50,000 hours²
- No mercury allowing for non-hazardous waste disposal
- Glass tube construction



CorePro InstantFit T5 (Type A/C) LED glass tubes

Catalog Number	Model Number*	UPC Code	Product Description	Watts (W)	Base	CRI (min)	CCT (K)	Lifespan (hrs)	Lumens (lm)	Volts (V)	DLC ID	C/P Qty	Dist. Center
CorePro InstantFit (Type A) - T5 2ft													
476416	929001823104	46677476410	8T5HE/22-830/IF10/G/DIM 10/1	8	G5	80	3000	50000	1000	120	No Category	10/1560	TN
476424	929001823204	46677476427	8T5HE/22-835/IF10/G/DIM 10/1	8	G5	80	3500	50000	1000	120	No Category	10/1560	PA, TN
476432	929001823304	46677476434	8T5HE/22-840/IF10/G/DIM 10/1	8	G5	80	4000	50000	1050	120	No Category	10/1560	CA, TN, PA
476440	929001823404	46677476441	8T5HE/22-850/IF10/G/DIM 10/1	8	G5	80	5000	50000	1050	120	No Category	10/1560	TN
CorePro InstantFit (Type A) - T5 3ft													
476457	929001823504	46677476458	11T5HE/34-830/IF14/G/DIM 10/1	11	G5	82	3000	50000	1400	50-80	No Category	10/910	TN
476465	929001823604	46677476465	11T5HE/34-835/IF14/G/DIM 10/1	11	G5	82	3500	50000	1400	50-80	No Category	10/910	PA, TN
476473	929001823704	46677476472	11T5HE/34-840/IF15/G/DIM 10/1	11	G5	82	4000	50000	1500	50-80	No Category	10/910	CA, TN, PA
476481	929001823804	46677476489	11T5HE/34-850/IF15/G/DIM 10/1	11	G5	82	5000	50000	1500	50-80	No Category	10/910	TN
CorePro InstantFit (Type A) - T5 4ft													
476499	929001823904	46677476496	14T5HE/46-830/IF20/G/DIM 10/1	14	G5	82	3000	50000	2000	70-105	PIOH91X1	10/780	TN
476507	929001824004	46677476502	14T5HE/46-835/IF20/G/DIM 10/1	14	G5	82	3500	50000	2000	70-105	PX50DKZF	10/780	CA, TN, PA
476515	929001824104	46677476519	14T5HE/46-840/IF21/G/DIM 10/1	14	G5	82	4000	50000	2100	70-105	P2RN9SKT	10/780	CA, TN, PA
476523	929001824204	46677476526	14T5HE/46-850/IF21/G/DIM 10/1	14	G5	82	5000	50000	2100	70-105	PLAEGVFO	10/780	PA, TN
576710	929003134004	46677576714	24T5HO/COR/46-835/IF33/G/DIM 25/1	24	G5	82	3500	50000	3300	120-277	PSRB793O	25/1200	TN
576736	929003134104	46677576738	24T5HO/COR/46-840/IF35/G/DIM 25/1	24	G5	82	4000	50000	3500	120-277	PDUJHUAM	25/1200	CA, TN, PA
576744	929003134204	46677576745	24T5HO/COR/46-850/IF35/G/DIM 25/1	24	G5	82	5000	50000	3500	120-277	P33IERPK	25/1200	CA, TN, PA

1. Savings based on comparison to F28T5 electronic instant start systems.
 2. Tested to B50 L70 requirement. LED lifetime means the length of time (in hours) until half of the LED light sources maintain at least 70% of their initial lumen output (B50, L70).
 * When searching for DLC or NSF listings, please use the first 10-digits only.



(continued)

CorePro InstantFit T8 (Type A) LED tubes

Catalog Number	Model Number*	UPC Code	Product Description	Watts (W)	Base	CRI (min)	CCT (K)	Lifespan (hrs)	Lumens (lm)	Volts (V)	DLC ID	C/P Qty	Dist. Center
CorePro InstantFit (Type A/C) - T8 4ft													
553214	929002252734	46677553210	10T8/COR/48-830/IF15/G/DIM 10/1	10	G13	82	3000	50000	1500	Ballast Dependent	PQF8SUD6	10/600	TN
553222	929002252834	46677553227	10T8/COR/48-835/IF15/G/DIM 10/1	10	G13	82	3500	50000	1500	Ballast Dependent	PVEGD8IP	10/600	CA, TN, PA
553230	929001991734	46677553234	10T8/COR/48-840/IF16/G/DIM 10/1	10	G13	82	4000	50000	1600	Ballast Dependent	PMMN006E	10/600	CA, TN, PA
553248	929001991834	46677553241	10T8/COR/48-850/IF16/G/DIM 10/1	10	G13	82	5000	50000	1600	Ballast Dependent	P6YC6AM6	10/600	CA, TN, PA
580266	929003556504	46677580261	11.5T8/COR/48-835/IF20/G/DIM 25/1	11.5	G13	>80	3500	50000	2000	Ballast Dependent	S-B7LKH5	25/900	CA, TN, PA
580274	929003556604	46677580278	11.5T8/COR/48-840/IF21/G/DIM 25/1	11.5	G13	>80	4000	50000	2100	Ballast Dependent	S-C4HNIU	25/900	CA, TN, PA
470096	929001343034	46677452407	14T8/COR/48-830/IF20/G/DIM 10/1	14	G13	82	3000	50000	2000	Ballast Dependent	PUHWMP7I	10/650	TN
470104	929001343134	46677452759	14T8/COR/48-835/IF20/G/DIM 10/1	14	G13	82	3500	50000	2000	Ballast Dependent	PD9P382I	10/650	CA, TN, PA
470112	929001343234	46677453251	14T8/COR/48-840/IF21/G/DIM 10/1	14	G13	82	4000	50000	2100	Ballast Dependent	PK33B4AL	10/650	CA, TN, PA
470120	929001343334	46677452483	14T8/COR/48-850/IF21/G/DIM 10/1	14	G13	82	5000	50000	2100	Ballast Dependent	PEQWC6CZ	10/650	CA, TN, PA
542084	929001960604	46677542085	16T8/LED/48-840/IF18/G 25/1	16	G13	82	4000	36000	1800	Ballast Dependent	Not DLC	25/900	CA, TN, PA
542092	929001960704	46677542092	16T8/LED/48-850/IF18/G 25/1	16	G13	82	5000	36000	1800	Ballast Dependent	Not DLC	25/900	CA, TN, PA
CorePro InstantFit (Type A) - T8 8ft													
580282	929003556704	46677580285	28T8/COR/96-835/IF40/G/FA8 10/1	28	FA8	>80	3500	50000	4000	Ballast Dependent	Not DLC	10/660	CA, TN, PA
580290	929003556804	46677580292	28T8/COR/96-840/IF42/G/FA8 10/1	28	FA8	>80	4000	50000	4200	Ballast Dependent	Not DLC	10/660	CA, TN, PA
533000	929001897104	46677533007	30T8/PRO/96-830/IF39/G/FA8 10/1	30	FA8	80	3000	50000	4200	Ballast Dependent	Not DLC	10/400	TN
533018	929001897204	46677533014	30T8/PRO/96-835/IF39/G/FA8 10/1	30	FA8	80	3500	50000	4200	Ballast Dependent	Not DLC	10/400	TN
533026	929001897304	46677533021	30T8/PRO/96-840/IF42/G/FA8 10/1	30	FA8	80	4000	50000	4200	Ballast Dependent	Not DLC	10/400	CA, TN, PA
533034	929001897404	46677533038	30T8/PRO/96-850/IF42/G/FA8 10/1	30	FA8	80	5000	50000	4200	Ballast Dependent	Not DLC	10/400	CA, TN, PA

- Savings based on comparison to F28T5 electronic instant start systems.
 - Tested to B50 L70 requirement. LED lifetime means the length of time (in hours) until half of the LED light sources maintain at least 70% of their initial lumen output (B50, L70).
- * When searching for DLC or NSF listings, please use the first 10-digits only.



LED Tubes

CorePro DC-Fit T8 (Type C)



Selectable lumen system with Type C DC-Fit lamps

Why choose CorePro CorePro DC-Fit T8 LED Tubes?

- Flexibility – one lamp will provide 2 lumen output (depending on the driver used) to simplify options for the customer
- Rebate eligible – the products are DLC5.1 listed allowing for maximum rebate opportunities
- Long lifetime – average life rating for T8 lamp is 70,000 hours; T5 lamp life is 50,000 hours
- Dimmability – lamps are operated with LED dimming drivers to enable more energy savings for the customer



CorePro DC-Fit T8 (Type C) LED tubes

Catalog Number	Model Number*	UPC Code	Product Description	Watts (W)	Base	CRI (min)	CCT (K)	Lifespan (hrs)	Lumens (lm)	Volts (V)	DLC ID	C/P Qty	Dist. Center
CorePro DC-Fit T8 (Type C) – T8 4ft													
583962	929003651504	46677583965	14T5/COR/46-840/DF21/G/DIM UL-C 25/1	14 / 25	G5	80	4000	50000	2100 / 3500	Driver Dependent	S-Q310UL	25/1225	PA
583970	929003651604	46677583972	14T5/COR/46-850/DF21/G/DIM UL-C 25/1	14 / 25	G5	80	5000	50000	2100 / 3500	Driver Dependent	S-1JM607	25/1225	PA
583988	929003651704	46677583989	10T8/COR/48-840/DF16/G/DIM UL-C 25/1	10 / 14	G13	80	4000	70000	1600 / 2100	Driver Dependent	S-LGKX3C	25/1050	PA
583996	929003651804	46677583996	10T8/COR/48-850/DF16/G/DIM UL-C 25/1	10 / 14	G13	80	5000	70000	1600 / 2100	Driver Dependent	S-XH1EPD	25/1050	PA

1. Savings based on comparison to F28T5 electronic instant start systems.
 2. Tested to B50 L70 requirement. LED lifetime means the length of time (in hours) until half of the LED light sources maintain at least 70% of their initial lumen output (B50, L70).
 * When searching for DLC or NSF listings, please use the first 10-digits only.

LED Tubes

MasterConnect InstantFit T8 (Type A & B)

Unique wireless control and connectivity



Why choose MasterConnect InstantFit T8 LED Tubes?

- Available as UL Type-A (ballast compatible) and UL Type-B (ballast bypass)
- Energy savings of 55% compared with fluorescent lamps and up to 85% when configured with an Interact system
- Truly easy install with wireless retrofits with no additional wiring needed
- Extra-long lifetime of 70,000 hrs
- Perfect for office, school, retail, and healthcare applications
- Flicker-free operation

MasterConnect InstantFit T8 LED glass tubes

Catalog Number	Model Number*	UPC Code	Product Description	Watts (W)	Base	CRI (min)	CCT (K)	Lifespan (hrs)	Lumens (lm)	Volts (V)	DLC ID	C/P Qty	Dist. Center
MasterConnect InstantFit (Type A) - T8 4ft													
547299	929002051804	46677547295	14T8/48-835/IF20/MC IA 10/1	14	G13	80	3500	70000	2000	Driver Dependent	P63GG2HV	10/1120	PA
547307	929002051904	46677547301	14T8/48-840/IF21/MC IA 10/1	14	G13	80	4000	70000	2100	Driver Dependent	PYHJU4IT	10/1120	PA
547315	929002052004	46677547318	14T8/48-850/IF21/MC IA 10/1	14	G13	80	5000	70000	2100	Driver Dependent	PWENVHM8	10/1120	PA
562736	929002456604	46677562731	14.5T8/48-835/MF20/MC IA 10/1	14.5	G13	80	3500	70000	2000	120-277	PGLYX8QV	10/1120	PA
562744	929002456704	46677562748	14.5T8/48-840/MF21/MC IA 10/1	14.5	G13	80	4000	70000	2100	120-277	PNAN8SNC	10/1120	PA
562751	929002456804	46677562755	14.5T8/48-850/MF21/MC IA 10/1	14.5	G13	80	5000	70000	2100	120-277	PJM308EI	10/1120	PA

1. Savings based on comparison to F32T8 electronic instant start systems.
 2. Tested to B50 L70 requirement. LED lifetime means the length of time (in hours) until half of the LED light sources maintain at least 70% of their initial lumen output (B50, L70).
- * When searching for DLC or NSF listings, please use the first 10-digits only.



LED Tubes

MasterClass
Ultra-efficient
MainsFit T8 (Type B)



Hybrid lamp that works in
Type A or **Type B** application

Why choose Ultra-Efficient MasterClass MainsFit T8 LED tubes?

- 190 lm/W - 1800 lumens at 9.5W1
- >65% energy savings versus 28W fluorescent system²
- Simple installation - double ended ballast bypass
- 50,000 hr³ rated life and standard 5-year limited warranty⁴
- Emergency capable with Philips PTB15D or Bodine ELI-S-series backup drivers



Ultra-efficient MasterClass MainsFit T8 (UL Type B) LED tubes

Catalog Number	Model Number*	UPC Code	Product Description	Watts (W)	Base	CRI (min)	CCT (K)	Lifespan (hrs)	Lumens (lm)	Volts (V)	DLC ID	C/P Qty	Dist. Center
CorePro FlexFit (Type A+B) - T8 4ft													
590224	929003794804	46677590222	9.5T8/MAS/48-835/MF17/G/DIM UE 25/1	12	G13	82	3500	50000	1700	120-277	S-9T9C59	25/2100	TN, PA
588608	929003794904	46677588601	9.5T8/MAS/48-840/MF18/G/DIM UE 25/1	12	G13	82	4000	50000	1810	120-277	S-SIX4TC	25/2100	TN, PA
588616	929003795004	46677588618	9.5T8/MAS/48-850/MF18/G/DIM UE 25/1	12	G13	82	5000	50000	1810	120-277	S-LL3GCX	25/2100	TN, PA

1. Applies to 4000K & 5000K lamps.

2. Savings based on comparison to F28T8 electronic instant start systems.

3. Tested to B50 L70 requirement. LED lifetime means the length of time (in hours) until half of the LED light sources maintain at least 70% of their initial lumen output (B50, L70).

4. See www.signify.com/warranties for details.



Simple plug-and-play installation with no need to change a ballast



Why choose UniversalFit T8 LED Tubes?

- UL Type A T8 lamps works on both T12 magnetic and T8 and T12 electronic ballasts
- Energy savings of up to 50%¹
- Average life rating of 36,000 hours²
- Minimal color shift and stable flux output throughout lifetime
- No mercury allowing for non-hazardous waste disposal
- No harmful UV radiation
- Glass tube construction

CorePro UniversalFit T8 LED glass tubes

Catalog Number	Model Number*	UPC Code	Product Description	Watts (W)	Base	CRI (min)	CCT (K)	Lifespan (hrs)	Lumens (lm)	Volts (V)	DLC ID	C/P Qty	Dist. Center
CorePro UniversalFit (Type A) - T8 4ft													
539972	929001965904	46677539979	16T8/LED/48-840/UF18/G 10/1	16	G13	82	4000	36000	1800	Ballast Dependent	Not DLC	10/650	PA , TN
539980	929001966004	46677539986	16T8/LED/48-850/UF18/G 10/1	16	G13	82	5000	36000	1800	Ballast Dependent	Not DLC	10/650	TN

1. Savings based on comparison to F32T8 electronic instant start systems.
 2. Tested to B50 L70 requirement. LED lifetime means the length of time (in hours) until half of the LED light sources maintain at least 70% of their initial lumen output (B50, L70).
 * When searching for DLC or NSF listings, please use the first 10-digits only.

PHILIPS

LED Tubes

CorePro PLED

Instant-on and simple lamp-for-lamp replacement solutions



Why choose CorePro PLED Lamps?

- Most lamps are shatter-resistant and prevent breakage
- Energy savings of up to 60%¹
- Average life rating of 50,000 hours²
- Minimal color shift and stable flux output throughout lifetime
- No mercury allowing for non-hazardous waste disposal
- No harmful UV radiation



CorePro PLED lamps

Cat. No.	Model No.*	UPC Code	Product Description	Watts (W)	Base	CRI (min)	CCT (K)	Lifespan (hrs)	Lumens (lm)	Volts (V)	Body	DLC ID	C/P Qty	Dist. Center
CorePro 2-pin PL-S (Type A) ballast compatible														
529511	929001862804	46677529512	5PL-S/LED/13H/827/IF5/P/2P 20/1	5	GX23	82	2700	50000	580	120-277	Glass	No Category	20/7920	TN
529578	929001863004	46677529574	5PL-S/LED/13H/835/IF5/P/2P 20/1	5	GX23	82	3500	50000	580	120-277	Glass	No Category	20/7920	CA, TN, PA
529586	929001863104	46677529581	5PL-S/LED/13H/840/IF5/P/2P 20/1	5	GX23	82	4000	50000	580	120-277	Glass	No Category	20/7920	CA, TN, PA
CorePro 4-pin PL-L (Type A) ballast compatible														
532895	929001893504	46677532895	16.5PL-L/COR/22/830/IF22/P 4P 10/1	16.5	2G11	82	3000	50000	2200	100-277, 347	Plastic	P31FZ6G6	10/1200	PA
532903	929001893604	46677532901	16.5PL-L/COR/22/835/IF22/P 4P 10/1	16.5	2G11	82	3500	50000	2200	100-277, 347	Plastic	PAVW5BH3	10/1200	PA
532911	929001893704	46677532918	16.5PL-L/COR/22/840/IF23/P 4P 10/1	16.5	2G11	82	4000	50000	2300	100-277, 347	Plastic	PIWSEV1M	10/1200	PA
CorePro 4-pin PL-L (Type B) ballast bypass														
575100	929003097504	46677575106	17PL-L/COR/22-830/MF22/G/4P 10/1	17	2G11	82	3000	50000	2200	120-277	Glass	PMRRH3FX	10/1440	CA, TN, PA
575118	929003097604	46677575113	17PL-L/COR/22-835/MF22/G/4P 10/1	17	2G11	82	3500	50000	2200	120-277	Glass	PDOC47TH	10/1440	CA, TN, PA
575126	929003097704	46677575120	17PL-L/COR/22-840/MF22/G/4P 10/1	17	2G11	82	4000	50000	2200	120-277	Glass	PE7ZEGUJ	10/1440	CA, TN, PA

1. Savings based on comparison to F32T8 electronic instant start systems.
 2. Tested to B50 L70 requirement. LED lifetime means the length of time (in hours) until half of the LED light sources maintain at least 70% of their initial lumen output (B50, L70).
 * When searching for DLC or NSF listings, please use the first 10-digits only.



(continued)

CorePro PLED lamps

Cat. No.	Model No.*	UPC Code	Product Description	Watts (W)	Base	CRI (min)	CCT (K)	Lifespan (hrs)	Lumens (lm)	Volts (V)	Body	DLC ID	C/P Qty	Dist. Center
CorePro 2-pin PL-C (Type A) ballast compatible														
532333	929001884704	46677532338	5PL-C/LED/13H/835/IF5.5/P/2P 20/1	5	G24d	82	3500	50000	580	120-277	Plastic	No Category	20/4760	TN
532341	929001884804	46677532345	5PL-C/LED/13H/840/IF5.5/P/2P 20/1	5	G24d	82	4000	50000	580	120-277	Plastic	No Category	20/4760	TN
CorePro 4-pin PL-C (Type A) ballast compatible														
532432	929001885704	46677532437	5.5PL-C/LED/13V/827/IF5.5/P/4P 20/1	5.5	G24q	82	2700	50000	550	14-60	Plastic	No Category	20/3600	TN
532408	929001885404	46677532406	5.5PL-C/LED/13H/830/IF5.5/P/4P 20/1	5.5	G24q	82	3000	50000	550	14-60	Plastic	No Category	20/4760	TN
532416	929001885504	46677532413	5.5PL-C/LED/13H/835/IF5.5/P/4P 20/1	5.5	G24q	82	3500	50000	580	14-60	Plastic	No Category	20/4760	TN
532457	929001885904	46677532451	5.5PL-C/LED/13V/835/IF5.5/P/4P 20/1	5.5	G24q	82	3500	50000	580	14-60	Plastic	No Category	20/3600	TN
532424	929001885604	46677532420	5.5PL-C/LED/13H/840/IF5.5/P/4P 20/1	5.5	G24q	82	4000	50000	580	14-60	Plastic	No Category	20/4760	PA
532465	929001886004	46677532468	5.5PL-C/LED/13V/840/IF5.5/P/4P 20/1	5.5	G24q	82	4000	50000	580	14-60	Plastic	No Category	20/3600	TN
CorePro 4-pin PL-C/T (Type A) ballast compatible														
458364	929001388004	46677458362	8.5PL-C/T LED/26H-2700 IF 4P 10/1	8.5	GX24Q	80	2700	50000	900	120	Plastic	P227UKPG	10/4140	TN
458372	929001388104	46677458379	8.5PL-C/T LED/26H-3000 IF 4P 10/1	8.5	GX24Q	80	3000	50000	900	120	Plastic	PYHS75V7	10/4140	CA, TN, PA
458380	929001388204	46677458386	8.5PL-C/T LED/26H-3500 IF 4P 10/1	8.5	GX24Q	80	3500	50000	900	120	Plastic	P1956NU5	10/4140	CA, TN, PA
458398	929001388304	46677458393	8.5PL-C/T LED/26H-4000 IF 4P 10/1	8.5	GX24Q	80	4000	50000	950	120	Plastic	PUK7J4AA	10/4140	CA, TN, PA
458406	929001388404	46677458409	10.5PL-C/T LED/26V-2700 IF 4P 10/1	10.5	GX24Q	>80	2700	50000	1200	100-277, 347	Plastic	PW2GPMX6	10/2960	TN
458414	929001388504	46677458416	10.5PL-C/T LED/26V-3000 IF 4P 10/1	10.5	GX24Q	>80	3000	50000	1200	100-277, 347	Plastic	PGPTBMF9	10/2960	CA, TN, PA
458422	929001388604	46677458423	10.5PL-C/T LED/26V-3500 IF 4P 10/1	10.5	GX24Q	>80	3500	50000	1200	100-277, 347	Plastic	PZ1KKRNR	10/2960	CA, TN, PA
458430	929001388704	46677458430	10.5PL-C/T LED/26V-4000 IF 4P 10/1	10.5	GX24Q	>80	4000	50000	1300	100-277, 347	Plastic	PV2HQGWZ	10/2960	CA, TN, PA
476101	929001820104	46677476106	12PLC/T LED/32V/827/IF/4P/DIM 1PK 10/1	12	G24/Gx24	>80	2700	50000	1350	100-277, 347	Plastic	PUS3MZTV	10/4140	TN
476077	929001819804	46677476076	12PLC/T LED/32H/830/IF/4P/DIM 1PK 10/1	12	G24/Gx24	>80	3000	50000	1350	100-277, 347	Plastic	PO8NB9Q1	10/4140	TN
476119	929001820204	46677476113	12PLC/T LED/32V/830/IF/4P/DIM 1PK 10/1	12	G24/Gx24	>80	3000	50000	1400	100-277, 347	Plastic	PEIZQ8AS	10/4140	TN
476127	929001820304	46677476120	12PLC/T LED/32V/835/IF/4P/DIM 1PK 10/1	12	G24/Gx24	>80	3500	50000	1450	100-277, 347	Plastic	RJG8ADHK	10/4140	PA, TN
476085	929001819904	46677476083	12PLC/T LED/32H/835/IF/4P/DIM 1PK 10/1	12	G24/Gx24	>80	3500	50000	1400	100-277, 347	Plastic	PZHF15J0	10/4140	CA, TN, PA
476093	929001820004	46677476090	12PLC/T LED/32H/840/IF/4P/DIM 1PK 10/1	12	G24/Gx24	>80	4000	50000	1450	100-277, 347	Plastic	PT5IC4ON	10/4140	CA, TN, PA
476135	929001820404	46677476137	12PLC/T LED/32V/840/IF/4P/DIM 1PK 10/1	12	G24/Gx24	>80	4000	50000	1500	100-277, 347	Plastic	PFKH6AQA	10/4140	CA, TN, PA
CorePro 4-pin PL-C/T Color Adjustable (Type B) ballast bypass														
577890	929003477604	46677577896	8PL-C/T/COR/26H-3CCT/MF10/P/20/1	8	G24d-3/G24q-3/ GX24q-3	>80	3000/3500/ 4000	30000 30000	975/1000 /1050	100-277	Plastic	Not DLC	20/4900	CA, TN, PA
577908	929003477704	46677577902	8PL-C/T/COR/26V-3CCT/MF10/P/20/1	8	G24d-3/G24q-3/ GX24q-3	>80	3000/3500/ 4000	30000 30000	1425/1450 /1500	100-277	Plastic	Not DLC	20/3600	CA, TN, PA
577916	929003477804	46677577919	11PL-C/T/COR/32H-3CCT/MF15/P/20/1	11	G24d-3/G24q-3/ GX24q-3	>80	3000/3500/ 4000	30000 30000	1425/1450 /1500	100-277	Plastic	Not DLC	20/4900	CA, TN, PA
577924	929003477904	46677577926	11PL-C/T/COR/32V-3CCT/MF15/P/20/1	11	G24d-3/G24q-3/ GX24q-3	>80	3000/3500/ 4000	30000 30000	1425/1450 /1500	100-277	Plastic	Not DLC	20/3600	CA, TN, PA
589788	929003807304	46677589783	16PL-C/T/COR/42HV-5CCT/FF18/4P 50/1	16	G24/Gx24	82	2700/3000/ 3500/4000/ 5000	50000	1850	Ballast: 120-277	Plastic	S-GT4F5K (H) S-STJYBS (V)	50/1200	CA, TN, PA

1. Savings based on comparison to F32T8 electronic instant start systems.
 2. Tested to B50 L70 requirement. LED lifetime means the length of time (in hours) until half of the LED light sources maintain at least 70% of their initial lumen output (B50, L70).
 * When searching for DLC or NSF listings, please use the first 10-digits only.

PHILIPS

LED HID Replacements

MasterClass Corn Cob

Long life lowers maintenance costs by reducing relamp frequency



115W EX39

150W EX39

450W EX39

Why choose MasterClass Corn Cob LED Lamps?

- Delivers up to 1000W replacements
- Fits within industry ANSI outline offering perfect fit in all HID fixtures
- UL Type B allows installer to bypass the ballast and reduce maintenance costs
- Both 120V-277V & 277V-480V available
- Includes additional safety cable for secure installation
- Suitable for both enclosed and open fixtures
- DLC 5.1 certified



MasterClass Corn Cob LED lamps

Cat. No.	Model Number*	UPC Code	Product Description	Replace (W)	Watts (W)	Base	CRI (min)	CCT (K)	Life (hrs)	Lumens (lm)	Volts (V)	UL Type	DLC ID	C/P Qty	Dist. Center
MasterClass LED corn cob															
564070	929002996404	46677564070	115CC/LED/840/LS EX39 G2 BB 3/1	320	115	EX39	80	4000	50000	18000	120-277	B	PIU2CWND	3/312	CA, TN, PA
564088	929002996504	46677564087	115CC/LED/850/LS EX39 G2 BB 3/1	320	115	EX39	80	5000	50000	18000	120-277	B	PM4XX5Z8	3/312	CA, TN, PA
579003	929003507004	46677579005	115CC/LED/840/LS EX39 G2 BB 277-480V 3/1	320	115	EX39	80	4000	50000	18000	277-480	B	S-64AZUM/S-N52WDF	3/312	CA, TN, PA
579011	929003507104	46677579012	115CC/LED/850/LS EX39 G2 BB 277-480V 3/1	320	115	EX39	80	5000	50000	18000	277-480	B	S-C7Q6VR/S-4ID105	3/312	CA, TN, PA
564096	929002996704	46677564094	150CC/LED/840/LS EX39 G2 BB 3/1	400	150	EX39	80	4000	50000	24000	120-277	B	PFS6E2T5/P5JITDWK	3/312	CA, TN, PA
564112	929002996804	46677564117	150CC/LED/850/LS EX39 G2 BB 3/1	400	150	EX39	80	5000	50000	24000	120-277	B	PYMYMJLJ	3/312	CA, TN, PA
579029	929003507204	46677579029	150CC/LED/840/LS EX39 G2 BB 277-480V 3/1	400	150	EX39	80	4000	50000	23500	277-480	B	S-PME5N3/S-YQNS6C	3/312	CA, TN, PA
579037	929003507304	46677579036	150CC/LED/850/LS EX39 G2 BB 277-480V 3/1	400	150	EX39	80	5000	50000	23500	277-480	B	S-UFWER4/S-L4PWHN	3/312	CA, TN, PA
564732	929003019704	46677564735	450CC/LED/840/LS EX39 BB 3/1	1000	450	EX39	80	4000	50000	65000	277-480	B	P2PMKGIN	3/60	CA, TN, PA
564740	929003019804	46677564742	450CC/LED/850/LS EX39 BB 3/1	1000	450	EX39	80	5000	50000	65000	277-480	B	POM965V4	3/60	CA, TN, PA

* When searching for DLC or NSF listings, please use the first 10-digits only.

LED HID Replacements

MasterClass Corn Cob with Selectable CCT



UL Type B lamps for a range of industrial, commercial and urban applications



Why choose MasterClass Corn Cob LED Lamps?

- Reduce & streamline inventory with three color temperatures in one lamp
- Select lamps are passive cooling which eliminate fan noise by reducing moving parts that require additional maintenance over time
- Up to 80% energy savings¹
- Long life lowers maintenance costs by reducing re-lamp frequency
- UL Type B solution allows installer to bypass the ballast and reduce maintenance costs
- DLC 5.1 Certified

MasterClass Corn Cob LED lamps with Selectable CCT

Cat. No.	Model Number*	UPC Code	Product Description	Replace (W)	Watts (W)	Base	CRI (min)	CCT (K)	Life (hrs)	Lumens (lm)	Volts (V)	UL-Type	DLC ID	C/P Qty	Dist. Center
MasterClass LED corn cob with Selectable CCT															
570465	929003065204	46677570460	36CC/LED/3CCT/LS EX39 G3 BB 3/1	100	36	EX39	80	3000/4000/5000	50000	4800/5000/5000	100-277	B	PLKHJQIQIQ2U	3/408	CA, TN, PA
570473	929003065304	46677570477	45CC/LED/3CCT/LS EX39 G3 BB 3/1	150	45	EX39	80	3000/4000/5000	50000	5800/6200/6200	100-277	B	PLBJN6CXJY4T	3/306	PA
570481	929003065404	46677570484	54CC/LED/3CCT/LS EX39 G3 BB 3/1	150	54	EX39	80	3000/4000/5000	50000	7000/7500/7500	100-277	B	PLQBU4L9A885	3/306	CA, TN, PA
570499	929003065504	46677570491	63CC/LED/3CCT/LS EX39 G3 BB 3/1	175	63	EX39	80	3000/4000/5000	50000	7800/8500/8500	100-277	B	PLI2F538JT5L	3/306	PA
MasterClass LED corn cob with Selectable CCT (active cooling models - not passively cooled)															
583682	929003631404	46677583682	80CC/LED/3CCT/LS EX39 BB 3/1	250	80	EX39	80	3000/4000/5000	50000	12000	100-277	B	S-0371VQ	3/360	CA, TN, PA
583690	929003631504	46677583699	115CC/LED/3CCT/LS EX39 BB 3/1	320	115	EX39	80	3000/4000/5000	50000	17000	100-277	B	S-S5QY09	3/312	CA, TN, PA
583708	929003631604	46677583705	145CC/LED/3CCT/LS EX39 BB 3/1	400	145	EX39	80	3000/4000/5000	50000	22000	100-277	B	S-3SPL5J	3/312	CA, TN, PA

1. LED system watts of 36W compared to 120W of a C100S54/ALTO.

* When searching for DLC or NSF listings, please use the first 10-digits only.

Offered in both mogul-based and medium-based options



Why choose CorePro Corn Cob LED Lamps?

- Passive cooling lamps eliminate fan noise and reduce moving parts which require additional maintenance over time
- Up to 70% energy savings¹
- Long life lowers maintenance costs by reducing re-lamp frequency
- UL Type B solution allows installer to bypass the ballast and reduce maintenance costs
- Suitable for use in enclosed fixtures
- DLC 5.1 certified



CorePro Corn Cob LED lamps

Catalog Number	Model Number*	UPC Code	Product Description	Watts (W)	Base	CRI (min)	CCT (K)	Lifespan (hrs)	Lumens (lm)	Volts (V)	UL-Type	DLC ID	C/P Qty	Dist. Center
CorePro LED corn cob (E26 base)														
559633	929002395204	46677559632	18CC/LED/830/ND E26 G2 BB 6/1	18	E26	80	3000	50000	2300	100-277	B	No Category	6/900	CA, TN, PA
559641	929002395304	46677559649	18CC/LED/840/ND E26 G2 BB 6/1	18	E26	80	4000	50000	2400	100-277	B	No Category	6/900	CA, TN, PA
559658	929002395404	46677559656	18CC/LED/850/ND E26 G2 BB 6/1	18	E26	80	5000	50000	2500	100-277	B	No Category	6/900	CA, TN, PA
559666	929002395504	46677559663	27CC/LED/830/ND E26 G2 BB 6/1	27	E26	80	3000	50000	3500	100-277	B	No Category	6/720	CA, TN, PA
559674	929002395604	46677559670	27CC/LED/840/ND E26 G2 BB 6/1	27	E26	80	4000	50000	3700	100-277	B	No Category	6/720	CA, TN, PA
559682	929002395704	46677559687	27CC/LED/850/ND E26 G2 BB 6/1	27	E26	80	5000	50000	3800	100-277	B	No Category	6/720	CA, TN, PA
559690	929002395804	46677559694	36CC/LED/830/ND E26 G2 BB 6/1	36	E26	80	3000	50000	5000	100-277	B	No Category	6/456	CA, TN, PA
559708	929002395904	46677559700	36CC/LED/840/ND E26 G2 BB 6/1	36	E26	80	4000	50000	5200	100-277	B	No Category	6/456	CA, TN, PA
559716	929002396004	46677559717	36CC/LED/850/ND E26 G2 BB 6/1	36	E26	80	5000	50000	5400	100-277	B	No Category	6/456	CA, TN, PA
CorePro LED corn cob (EX39 base)														
564120	929002998904	46677564124	36CC/LED/830/LS EX39 G3 BB 3/1	36	EX39	80	3000	50000	5000	100-277	B	PLM1K5CYBG7O	3/408	PA
564153	929002999004	46677564155	36CC/LED/840/LS EX39 G3 BB 3/1	36	EX39	80	4000	50000	5200	100-277	B	PLPB78A46RFU	3/408	PA
564161	929002999104	46677564162	36CC/LED/850/LS EX39 G3 BB 3/1	36	EX39	80	5000	50000	5400	100-277	B	PLRN7FDI00ED	3/408	PA
564179	929002999204	46677564179	45CC/LED/830/LS EX39 G3 BB 3/1	45	EX39	80	3000	50000	6200	100-277	B	PLTD4XA0V3QH	3/306	PA
564187	929002999304	46677564186	45CC/LED/840/LS EX39 G3 BB 3/1	45	EX39	80	4000	50000	6500	100-277	B	PL3P4HE3UL14	3/306	PA
564195	929002999404	46677564193	45CC/LED/850/LS EX39 G3 BB 3/1	45	EX39	80	5000	50000	6700	100-277	B	PLHDLSDW2HSG	3/306	PA
564203	929002999504	46677564209	54CC/LED/830/LS EX39 G3 BB 3/1	54	EX39	80	3000	50000	7500	100-277	B	PLBYTGTV2NOP	3/306	PA
564211	929002999604	46677564216	54CC/LED/840/LS EX39 G3 BB 3/1	54	EX39	80	4000	50000	7800	100-277	B	PLPTCF95VDU7	3/306	PA
564229	929002999704	46677564223	54CC/LED/850/LS EX39 G3 BB 3/1	54	EX39	80	5000	50000	8000	100-277	B	PLUBY004T3S2	3/306	PA
564237	929002999804	46677564230	63CC/LED/830/LS EX39 G3 BB 3/1	63	EX39	80	3000	50000	8600	100-277	B	PLI2LOVUXLDT	3/306	PA
564245	929002999904	46677564247	63CC/LED/840/LS EX39 G3 BB 3/1	63	EX39	80	4000	50000	9000	100-277	B	PLD6QBHYH4ZR	3/306	PA
564252	929003000004	46677564254	63CC/LED/850/LS EX39 G3 BB 3/1	63	EX39	80	5000	50000	9200	100-277	B	PL6A9CH8G67L	3/306	PA

1. LED system watts of 36W compared to 120W of a C100S54/ALTO.
* When searching for DLC or NSF listings, please use the first 10-digits only.



UL Type B ballast bypass lamps for a range of indoor and outdoor applications



Why choose CorePro Glass LED Lamps?

- Low initial investment with short payback
- Glass filament design for same look and feel as conventional HID
- Patented High Power LED filament design for superior light quality and uniformity
- New mogul base lamps are DLC 5.1 listed (rebate-enabled) as of June 2024
- Suitable for indoor / outdoor applications
- Suitable for Enclosed and open fixtures



CorePro Glass LED lamps

Catalog Number	Model Number*	UPC Code	Product Description	Watts (W)	Base	CRI (min)	CCT (K)	Lifespan (hrs)	Lumens (lm)	Volts (V)	UL-Type	DLC ID	Case/Pallet Qty	Distribution Center
CorePro LED Glass lamps														
588137	929003772404	46677588137	15GC/LED/830/ND E26 BB 6/1	15	E26	80	3000	25000	2300	120-277	B	No Category	6/672	TBD
588145	929003772504	46677588144	15GC/LED/840/ND E26 BB 6/1	15	E26	80	4000	25000	2500	120-277	B	No Category	6/672	TBD
588152	929003772604	46677588151	15GC/LED/850/ND E26 BB 6/1	15	E26	80	5000	25000	2500	120-277	B	No Category	6/672	TBD
578849	929003507704	46677578848	19GC/LED/830/ND E26 BB 6/1	19	E26	80	3000	25000	3000	120-277	B	No Category	6/480	PA
578856	929003507804	46677578855	19GC/LED/840/ND E26 BB 6/1	19	E26	80	4000	25000	3000	120-277	B	No Category	6/480	PA
578864	929003507904	46677578862	19GC/LED/850/ND E26 BB 6/1	19	E26	80	5000	25000	3000	120-277	B	No Category	6/480	PA
588160	929003772704	46677588168	25GC/LED/830/ND E26 BB 6/1	25	E26	80	3000	25000	3600	120-277	B	No Category	6/390	TBD
588178	929003772804	46677588175	25GC/LED/840/ND E26 BB 6/1	25	E26	80	4000	25000	4000	120-277	B	No Category	6/390	TBD
588186	929003772904	46677588182	25GC/LED/850/ND E26 BB 6/1	25	E26	80	5000	25000	4000	120-277	B	No Category	6/390	TBD

* When searching for DLC or NSF listings, please use the first 10-digits only.



UL Type B ballast bypass lamps for a range of indoor and outdoor applications



Why choose CorePro Glass LED Lamps?

- Low initial investment with short payback
- Glass filament design for same look and feel as conventional HID
- Patented High Power LED filament design for superior light quality and uniformity
- New mogul base lamps are DLC 5.1 listed (rebate-enabled) as of June 2024
- Suitable for indoor / outdoor applications
- Suitable for Enclosed and open fixtures

CorePro Glass LED lamps

Catalog Number	Model Number*	UPC Code	Product Description	Watts (W)	Base	CRI (min)	CCT (K)	Lifespan (hrs)	Lumens (lm)	Volts (V)	UL-Type	DLC ID	Case/Pallet Qty	Distribution Center
CorePro LED Glass lamps														
588194	929003773004	46677588199	34GC/LED/830/ND EX39 BB 6/1	34	EX39	80	3000	50000	5400	120-277	B	S-0G9G8V	6/240	TBD
588202	929003773104	46677588205	34GC/LED/840/ND EX39 BB 6/1	34	EX39	80	4000	50000	6000	120-277	B	S-NVDY0Z	6/240	TBD
588210	929003773204	46677588212	34GC/LED/850/ND EX39 BB 6/1	34	EX39	80	5000	50000	6000	120-277	B	S-BXD95Z	6/240	TBD
588228	929003773304	46677588229	45GC/LED/830/ND EX39 BB 6/1	45	EX39	80	3000	50000	6800	120-277	B	S-16H1JL	6/240	TBD
588236	929003773404	46677588236	45GC/LED/840/ND EX39 BB 6/1	45	EX39	80	4000	50000	7500	120-277	B	S-9GMV5G	6/240	TBD
588244	929003773504	46677588243	45GC/LED/850/ND EX39 BB 6/1	45	EX39	80	5000	50000	7500	120-277	B	S-QVDY11	6/240	TBD
588251	929003773604	46677588250	54GC/LED/830/ND EX39 BB 6/1	54	EX39	80	3000	50000	9000	120-277	B	S-ZWS8D5	6/192	TBD
588269	929003773704	46677588267	54GC/LED/840/ND EX39 BB 6/1	54	EX39	80	4000	50000	10000	120-277	B	S-FYS96T	6/192	TBD
588277	929003773804	46677588274	54GC/LED/850/ND EX39 BB 6/1	54	EX39	80	5000	50000	10000	120-277	B	S-6X5YLT	6/192	TBD

* When searching for DLC or NSF listings, please use the first 10-digits only.

PHILIPS

LED HID Replacements

TrueForce High Bay

**Instant-on for
no warm-up time**



145/165W EX39

PIR sensor



Bottom view



Side view

Why choose TrueForce High Bay LED Lamps?

- Easy to install and works on wide voltage (120-277V)
- Available in Ballast Bypass UL Type B as well as UL Type A options
- Wide operating temperature range for industrial applications: -40°F to 130°F (-40°C to 55°C)
- Narrow and wide beam options to ensure uniform light distribution in application
- UL Type B lamps are suitable for use in enclosed fixtures & DLC certified



TrueForce High Bay LED lamps

Catalog Number	Model Number*	UPC Code	Product Description	Watts (W)	Base	CRI (min)	CCT (K)	Lifespan (hrs)	Lumens (lm)	Volts (V)	UL-Type	DLC ID	C/P Qty	Dist. Center
TrueForce LED high bay														
563932	929002496004	46677563936	145HB/LED/840/D NB DL BB G2 4/1	145	EX39	80	4000	50000	20000	120-277	B	P8WLG09H	4/48	CA, TN, PA
563940	929002496104	46677563943	145HB/LED/840/D WB UDL BB G2 4/1	145	EX39	80	4000	50000	20000	120-277	B	PSVZ6SE9	4/48	CA, TN, PA
563956	929002496204	46677563950	145HB/LED/850/D NB DL BB G2 4/1	145	EX39	80	5000	50000	20000	120-277	B	P55179KZ	4/48	CA, TN, PA
563964	929002496304	46677563967	145HB/LED/850/D WB UDL BB G2 4/1	145	EX39	80	5000	50000	20000	120-277	B	PBK8814S	4/48	CA, TN, PA
563972	929002496404	46677563974	165HB/LED/840/D NB DL BB G2 4/1	165	EX39	80	4000	50000	25000	120-277	B	PVDOQT7F	4/48	PA
563980	929002496504	46677563981	165HB/LED/840/D WB UDL BB G2 4/1	165	EX39	80	4000	50000	25000	120-277	B	P8IYLC2U	4/48	PA
563998	929002496604	46677563998	165HB/LED/850/D NB DL BB G2 4/1	165	EX39	80	5000	50000	25000	120-277	B	PIOLNZOS	4/48	PA
564005	929002496704	46677564001	165HB/LED/850/D WB UDL BB G2 4/1	165	EX39	80	5000	50000	25000	120-277	B	P68AJMDV	4/48	PA
TrueForce LED high bay Accessory														
564013	929002497104	—	LED highbay sensor accessory	N/A	N/A	N/A	N/A	N/A	N/A	N/A	N/A	—	4/3024	—

* When searching for DLC or NSF listings, please use the first 10-digits only.



LED Spots

MasterClass TrueForce PAR



Type B – Ballast bypass lamps



Why choose MasterClass TrueForce PAR LED Lamps?

- Unique single-optic lens design for accent lighting reduces glare to improve shopper experience
- High lumen LED PAR lamps that are the perfect transition from CDM lamps
- 25,000-hour rated average life for ENERGY STAR® qualified lamps¹
- 3-year limited warranty²
- No mercury allowing for non-hazardous waste disposal (no Hg)
- Emit virtually no UV/IR light in the beam

MasterClass TrueForce PAR LED aluminum lamps

Catalog Number	Model Number	UPC Code	Product Description	Watts (W)	Base	CRI (min)	CCT (K)	Lifespan (hrs)	Lumens (lm)	MBCP	Volts (V)	Energy Star	Case/Pallet Qty	Dist. Center
MasterClass TrueForce – PAR30L														
534644	929001917004	46677534646	25.5PAR30L/PER/830/S15/ND/120-277V 6/1FB	26	E26	80	3000	25000	2500	16000	120-277	2361912	6/768	PA
534669	929001917204	46677534660	25.5PAR30L/PER/930/S15/ND/120-277V 6/1FB	26	E26	90	3000	25000	2150	13500	120-277	2361916	6/768	PA
534677	929001917304	46677534677	25.5PAR30L/PER/930/F25/ND/120-277V 6/1FB	26	E26	90	3000	25000	2150	10000	120-277	2361915	6/768	TN, PA
MasterClass TrueForce – PAR30S														
534685	929001917404	46677534684	23PAR30S/PER/930/S15/ND/120V 6/1FB	23	E26	90	3000	25000	1900	12000	120	2345872	6/960	PA
534693	929001917504	46677534691	23PAR30S/PER/930/F25/ND/120V 6/1FB	23	E26	90	3000	25000	1900	9000	120	2345871	6/960	TN
MasterClass TrueForce – PAR38														
534602	929001916804	46677534608	33PAR38/PER/830/S15/DIM/120V 6/1FB	33	E26	80	3000	25000	3000	35000	120	2326581	6/420	PA
534628	929001919604	46677534622	33PAR38/PER/830/S15/DIM/120V B 6/1FB	33	E26	80	3000	25000	3000	35000	120	2326579	6/420	TN, PA
534636	929001919704	4477534639	33PAR38/PER/830/F25/DIM/120V B 6/1FB	33	E26	80	3000	25000	3000	10000	120	2326578	6/420	PA
534610	929001916904	46677534615	33PAR38/PER/830/F25/DIM/120V 6/1FB	33	E26	80	3000	25000	3000	10000	120	2326580	6/420	CA, TN, PA
534594	929001916704	46677534592	36PAR38/PER/830/F25/ND/120V 6/1FB	36	E26	80	3000	25000	3800	11400	120	2326516	6/420	PA
569723	929003063504	46677569723	27PAR38TrueF 830 F15 DIM 120V-277V 6/1FB	27	E26	80	3000	25000	2800	N/A	120-277	Pending	6/120	PA
569731	929003063604	46677569730	27PAR38TrueF 830 F25 DIM 120V-277V 6/1FB	27	E26	80	3000	25000	2800	N/A	120-277	Pending	6/120	TN, PA

1. Tested to B50 L70 requirement. LED lifetime means the length of time (in hours) until half of the LED light sources maintain at least 70% of their initial lumen output (B50, L70).
 2. See www.signify.com/warranties for details.

LED Spots

MasterClass ExpertColor PAR



Easy to replace/retrofit in most current halogen fixtures

Why choose MasterClass ExpertColor PAR LED Lamps?

- Consistent color and lumen maintenance over life of product
- Deep dimming below 5%
- Up to 90% energy savings compared to halogen lamps²
- Average life rating of up to 40,000 hrs¹
- Up to 5-year limited warranty³
- No mercury allowing for non-hazardous waste disposal (no Hg)
- Emit virtually no UV/IR light in the beam



MasterClass ExpertColor PAR LED plastic lamps

Catalog Number	Model Number	UPC Code	Product Description	Watts (W)	Base	CRI (min)	CCT (K)	Lifespan (hrs)	Lumens (lm)	MBCP	Volts (V)	Energy Star	Case/Pallet Qty	Dist. Center
MasterClass ExpertColor – PAR20														
535260	929001921804	46677535261	8.5PAR20/PER/927/F25/DIM/EC/120V 6/1FB	9	E26	80	2700	25000	600	2450	120	2326513	6/2244	PA
535278	929001921904	46677535278	8.5PAR20/PER/930/F25/DIM/EC/120V 6/1FB	9	E26	80	3000	25000	610	2550	120	2326512	6/2244	PA
MasterClass ExpertColor – PAR30L														
470954	929001340904	46677470951	12PAR30L/EC/F25/927/DIM/120V 6/1	12	E26	90	2700	40000	800	4200	120	2301698	6/768	PA
470962	929001341004	46677470968	12PAR30L/EC/F40/927/DIM/120V 6/1	12	E26	90	2700	40000	800	1800	120	2301699	6/768	TN, PA
471037	929001285604	46677471033	12PAR30L/EC RETAIL/S10/930/DIM 6/1	12	E26	90	3000	40000	880	10000	120	2301779	6/768	PA
471045	929001285704	46677471040	12PAR30L/EC RETAIL/F25/930/DIM 6/1	12	E26	90	3000	40000	880	4500	120	2301780	6/768	TN, PA
471052	929001285804	46677471057	12PAR30L/EC RETAIL/F40/930/DIM 6/1	12	E26	90	3000	40000	880	2000	120	2301781	6/768	PA
470970	929001341104	46677470975	12PAR30L/EC/F25/940/DIM/120V 6/1	12	E26	90	4000	40000	900	4800	120	2301701	6/768	PA
470988	929001341204	46677470982	12PAR30L/EC/F40/940/DIM/120V 6/1	12	E26	90	4000	40000	900	2100	120	2301700	6/768	PA

1. Tested to B50 L70 requirement. LED lifetime means the length of time (in hours) until half of the LED light sources maintain at least 70% of their initial lumen output (B50, L70).
 2. A 17W PAR38 LED lamp uses up to 88% less energy than traditional halogen lamps.
 3. See www.signify.com/warranties for details.

LED Spots

MasterClass ExpertColor PAR



Easy to replace/retrofit in most current halogen fixtures



Why choose MasterClass ExpertColor PAR LED Lamps?

- Consistent color and lumen maintenance over life of product
- Deep dimming below 5%
- Up to 90% energy savings compared to halogen lamps²
- Average life rating of up to 40,000 hrs¹
- Up to 5-year limited warranty³
- No mercury allowing for non-hazardous waste disposal (no Hg)
- Emit virtually no UV/IR light in the beam

MasterClass ExpertColor PAR LED plastic lamps

Catalog Number	Model Number	UPC Code	Product Description	Watts (W)	Base	CRI (min)	CCT (K)	Lifespan (hrs)	Lumens (lm)	MBCP	Volts (V)	Energy Star	Case/Pallet Qty	Dist. Center
MasterClass ExpertColor - PAR30S														
470906	929001340304	46677470906	12PAR30S/EC/F25/927/DIM/120V 6/1	12	E26	90	2700	40000	800	4200	120	2301704	6/960	PA
470948	929001340804	46677470944	12PAR30S/EC/F40/940/DIM/120V	12	E26	90	4000	40000	900	2100	120	2301708	6/960	PA
471060	929001285904	46677471064	12PAR30S/EC RETAIL/S10/930/DIM 6/1	12	E26	90	3000	40000	880	10000	120	2301726	6/960	PA
471078	929001286004	46677471071	12PAR30S/EC RETAIL/F25/930/DIM 6/1	12	E26	90	3000	40000	880	4500	120	2301732	6/960	CA, TN, PA
471086	929001286104	46677471088	12PAR30S/EC RETAIL/F40/930/DIM 6/1	12	E26	90	3000	40000	880	2000	120	2301733	6/960	PA
470930	929001340704	46677470937	12PAR30S/EC/F25/940/DIM/120V	12	E26	90	4000	40000	900	4800	120	2301707	6/960	PA
MasterClass ExpertColor - PAR38														
470823	929001339404	46677470821	17PAR38/EC/S8/927/DIM/120V 10/1	17	E26	90	2700	40000	1100	21000	120	2301710	6/420	PA, TN
470831	929001339504	46677470838	17PAR38/EC/F25/927/DIM/120V 6/1	17	E26	90	2700	40000	1100	5800	120	2301711	6/420	CA
470864	929001339804	46677470869	17PAR38/EC/F25/927/DIM/120V B 6/1	17	E26	90	2700	40000	1100	5800	120	2301713	6/420	PA
470849	929001339604	46677470845	17PAR38/EC/F40/927/DIM/120V 6/1	17	E26	90	2700	40000	1100	2600	120	2301712	6/420	PA
470996	929001285204	46677470999	17PAR38/EC RETAIL/S8/930/DIM 6/1	17	E26	90	3000	40000	1200	22000	120	2301736	6/420	PA
471003	929001285304	46677471002	17PAR38/EC RETAIL/F25/930/DIM 6/1	17	E26	90	3000	40000	1200	6000	120	2301742	6/420	CA, TN, PA
471029	929001285504	46677471026	17PAR38/EC RETAIL/F25/930/DIM 6/1	17	E26	90	3000	40000	1200	6000	120	2301745	6/420	PA, CA
471011	929001285404	46677471019	17PAR38/EC RETAIL/F40/930/DIM 6/1	17	E26	90	3000	40000	1200	2700	120	2301744	6/420	TN
471797	929001369804	46677471798	17PAR38/EXPERTCOLOR/S8/940/DIM/120V 6/1	17	E26	90	4000	40000	1300	25000	120	2301717	6/420	PA
470872	929001340004	46677470876	17PAR38/EC/F25/940/DIM/120V 6/1	17	E26	90	4000	40000	1250	6500	120	2301714	6/420	CA, PA
470880	929001340104	46677470883	17PAR38/EC/F40/940/DIM/120V 6/1	17	E26	90	4000	40000	1250	3000	120	2301716	6/420	TN, PA

1. Tested to B50 L70 requirement. LED lifetime means the length of time (in hours) until half of the LED light sources maintain at least 70% of their initial lumen output (B50, L70).
 2. A 17W PAR38 LED lamp uses up to 88% less energy than traditional halogen lamps.
 3. See www.signify.com/warranties for details.

PHILIPS

LED Spots

CorePro Plastic PAR



Contemporary plastic lamp design comes in white with select models in black to match fixtures at retail.

Why choose CorePro PAR LED Lamps?

- Average life rating of 25,000 hours¹
- Easy LED retrofit solution in installs requiring compliance with halogen ban
- Complies with Title 20 & JA8 regulations
- Non-hazardous waste disposal (no Hg)
- 3-year limited warranty²
- Damp and wet location ratings suitable for Indoor and Outdoor applications
- Dimmable and enclosed-rated
- Emit virtually no UV/IR light in the beam



CorePro PAR LED plastic lamps

Catalog Number	Model Number	UPC Code	Product Description	Watts (W)	Base	CRI (min)	CCT (K)	Lifespan (hrs)	Lumens (lm)	MBCP	Volts (V)	Energy Star	Case/Pallet Qty	Dist. Center
CorePro Plastic - PAR20 dimmable														
586354	929003739304	46677586355	5.5PAR20/COR/F25/927-922/DIM/P/T20 6/1FB	6	E26	90	2200-2700	25000	600	1300	120	No	6/2244	CA, TN, PA
586362	929003739404	46677586362	5.5PAR20/COR/F40/927-922/DIM/P/T20 6/1FB	6	E26	90	2200-2700	25000	600	800	120	No	6/2244	CA, PA
586370	929003739504	46677586379	5.5PAR20/COR/F25/930/DIM/P/T20 6/1FB	6	E26	90	3000	25000	600	1500	120	No	6/2244	CA, TN, PA
586388	929003739604	46677586386	5.5PAR20/COR/F40/930/DIM/P/T20 6/1FB	6	E26	90	3000	25000	600	1000	120	No	6/2244	CA, TN, PA
586396	929003739704	46677586393	5.5PAR20/COR/F25/940/DIM/P/T20 6/1FB	6	E26	90	4000	25000	600	1500	120	No	6/2244	CA
586404	929003739804	46677586409	5.5PAR20/COR/F40/940/DIM/P/T20 6/1FB	6	E26	90	4000	25000	600	1000	120	No	6/2244	CA, PA
CorePro Plastic - PAR30L dimmable														
586263	929003738404	46677586263	8.5PAR30L/COR/927/F25/D/P/ULW/T20 6/1FB	9	E26	90	2700	25000	850	3300	120	No	6/768	CA, TN, PA
586271	929003738504	46677586270	8.5PAR30L/COR/927/F40/D/P/ULW/T20 6/1FB	9	E26	90	2700	25000	850	1600	120	No	6/768	CA, PA
586289	929003738604	46677586287	8.5PAR30L/COR/930/F25/D/P/ULW/T20 6/1FB	9	E26	90	3000	25000	900	3300	120	No	6/768	CA, PA
586297	929003738704	46677586294	8.5PAR30L/COR/930/F40/D/P/ULW/T20 6/1FB	9	E26	90	3000	25000	900	1600	120	No	6/768	PA
587402	929003753404	46677587406	8.5PAR30L/COR/940/F25/D/P/ULW/T20 6/1FB	9	E26	90	4000	25000	900	3300	120	No	6/768	CA
587410	929003753504	46677587413	8.5PAR30L/COR/940/F40/D/P/ULW/T20 6/1FB	9	E26	90	4000	25000	900	1600	120	No	6/768	CA, TN, PA
CorePro Plastic - PAR30S dimmable														
586305	929003738804	46677586300	8.5PAR30S/COR/927/F25/D/P/ULW/T20 6/1FB	9	E26	90	2700	25000	850	3300	120	No	6/1320	CA, PA
586313	929003738904	46677586317	8.5PAR30S/COR/927/F40/D/P/ULW/T20 6/1FB	9	E26	90	2700	25000	850	1600	120	No	6/1320	CA, TN, PA
586339	929003739104	46677586331	8.5PAR30S/COR/930/F40/D/P/ULW/T20 6/1FB	9	E26	90	3000	25000	900	1600	120	No	6/1320	TN
586347	929003739204	46677586348	8.5PAR30S/COR/935/F25/D/P/ULW/T20 6/1FB	9	E26	90	3500	25000	900	3300	120	No	6/1320	CA
586321	929003739004	46677586324	8.5PAR30S/COR/930/F25/D/P/ULW/T20 6/1FB	9	E26	90	3000	25000	900	3300	120	No	6/1320	CA, PA
587428	929003753604	46677587420	8.5PAR30S/COR/940/F25/D/P/ULW/T20 6/1FB	9	E26	90	4000	25000	900	3300	120	No	6/1320	CA
587436	929003753704	46677587437	8.5PAR30S/COR/940/F40/D/P/ULW/T20 6/1FB	9	E26	90	4000	25000	900	1600	120	No	6/1320	CA, TN

1. Tested to B50 L70 requirement. LED lifetime means the length of time (in hours) until half of the LED light sources maintain at least 70% of their initial lumen output (B50, L70).
 2. See www.signify.com/warranties for details.

PHILIPS

LED Spots

CorePro Plastic PAR

Contemporary plastic lamp design comes in white with select models in black to match fixtures at retail.



Why choose CorePro PAR LED Lamps?

- Average life rating of 25,000 hours¹
- Easy LED retrofit solution in installs requiring compliance with halogen ban
- Complies with Title 20 & JA8 regulations
- Non-hazardous waste disposal (no Hg)
- 3-year limited warranty²
- Damp and wet location ratings suitable for Indoor and Outdoor applications
- Dimmable and enclosed-rated
- Emit virtually no UV/IR light in the beam

CorePro PAR LED plastic lamps

Catalog Number	Model Number	UPC Code	Product Description	Watts (W)	Base	CRI (min)	CCT (K)	Lifespan (hrs)	Lumens (lm)	MBCP	Volts (V)	Energy Star	Case/Pallet Qty	Dist. Center	
CorePro Plastic - PAR38 dimmable															
586214	929003737904	46677586218	10PAR38/COR/927/F25/DIM/P/ULW/T20 6/1FB	10	E26	90	2700	25000	1000	4100	120	No	6/420	CA, TN, PA	
586222	929003738004	46677586225	10PAR38/COR/927/F40/DIM/P/ULW/T20 6/1FB	10	E26	90	2700	25000	1000	1800	120	No	6/420	CA, TN, PA	
586230	929003738104	46677586232	10PAR38/COR/930/F25/DIM/P/ULW/T20 6/1FB	10	E26	90	3000	25000	1000	4100	120	No	6/420	CA, TN, PA	
586248	929003738204	46677586249	10PAR38/COR/930/F40/DIM/P/ULW/T20 6/1FB	10	E26	90	3000	25000	1000	1900	120	No	6/420	CA, TN, PA	
586255	929003738304	46677586256	10PAR38/COR/940/F40/DIM/P/ULW/T20 6/1FB	10	E26	90	4000	25000	1000	1900	120	No	6/420	CA	
586115	929003736904	46677586119	13PAR38/COR/927/F25/DIM/P/ULW/T20 6/1FB	13	E26	90	13	25000	1300	5700	120	No	6/420	PA	
586123	929003737004	46677586126	13PAR38/COR/927/F40/DIM/P/ULW/T20 6/1FB	13	E26	90	13	25000	1300	2450	120	No	6/420	CA	
586164	929003737404	46677586164	13PAR38/COR/940/F40/DIM/P/ULW/T20 6/1FB	13	E26	90	13	25000	1300	2500	120	No	6/420	CA, TN, PA	
586172	929003737504	46677586171	13PAR38/COR/950/F25/DIM/P/ULW/T20 6/1FB	13	E26	90	13	25000	1300	6000	120	No	6/420	CA, TN, PA	
586180	929003737604	46677586188	13PAR38/COR/950/F40/DIM/P/ULW/T20 6/1FB	13	E26	90	13	25000	1300	2500	120	No	6/420	PA	
586198	929003737704	46677586195	13PAR38/COR/930/F25/D/P/ULW/B/T20 6/1FB	13	E26	90	13	25000	1300	6000	120	No	6/420	TN	
586206	929003737804	46677586201	13PAR38/COR/935/F25/DIM/P/ULW/T20 6/1FB	13	E26	90	13	25000	1300	6000	120	No	6/420	CA	
586131	929003737104	46677586133	13PAR38/COR/930/F25/DIM/P/ULW/T20 6/1FB	13	E26	90	13	25000	1300	6000	120	No	6/420	CA, TN, PA, IL	
586149	929003737204	46677586140	13PAR38/COR/930/F40/DIM/P/ULW/T20 6/1FB	13	E26	90	13	25000	1300	2500	120	No	6/420	CA, TN, PA	
586156	929003737304	46677586157	13PAR38/COR/940/F25/DIM/P/ULW/T20 6/1FB	13	E26	90	13	25000	1300	6000	120	No	6/420	CA, TN, PA	

1. Tested to B50 L70 requirement. LED lifetime means the length of time (in hours) until half of the LED light sources maintain at least 70% of their initial lumen output (B50, L70).
 2. See www.signify.com/warranties for details.

Clearly defined beam spread enhancing the appearance of items on display



Why choose MasterClass MR16 LED Lamps?

- Easy to replace/retrofit in most current halogen fixtures
- Compatible with most commonly available halogen transformers
- Average life rating of 25,000 hours¹
- No mercury allowing for non-hazardous waste disposal
- Emit virtually no UV/IR light in the beam
- 3-year limited warranty²



MasterClass MR16 LED lamps

Catalog Number	Model Number	UPC Code	Product Description	Watts (W)	Base	CRI (min)	CCT (K)	Lifespan (hrs)	Lumens (lm)	MBCP	Volts (V)	Energy Star	C/P Qty	Dist. Center
MasterClass Warm Glow – MR16 (aluminum)														
574400	929003087104	46677574406	6.5MR16/F25/2700-2200 DIM 12V	7	GU5.3	80	2200-2700	25000	455	1601	12V AC elect.	Pending	10/8160	PA
574418	929003087204	46677574413	6.5MR16/F35/2700-2200 DIM 12V	7	GU5.3	80	2200-2700	25000	455	950	12V AC elect.	2388583	10/8160	CA, TN, PA
MasterClass ExpertColor – MR16 (aluminum)														
573576	929003080704	46677573577	7.8MR16/PER/927/S10/Dim/EC/12V 10/1FB	8	GU5.3	95	2700	25000	480	5300	12V AC elect.	2390066	10/8160	TN, PA
573584	929003080804	46677573584	7.8MR16/PER/930/S10/Dim/EC/12V 10/1FB	8	GU5.3	95	3000	25000	480	5300	12V AC elect.	2390147	10/8160	PA
573600	929003081004	46677573607	7.8MR16/PER/927/F25/Dim/EC/12V 10/1FB	8	GU5.3	95	2700	25000	480	2330	12V AC elect.	Pending	10/8160	CA, PA
573618	929003081104	46677573614	7.8MR16/PER/930/F25/Dim/EC/12V 10/1FB	8	GU5.3	95	3000	25000	480	2330	12V AC elect.	2390148	10/8160	PA, IL
573626	929003081204	46677573621	7.8MR16/PER/940/F25/Dim/EC/12V 10/1FB	8	GU5.3	95	4000	25000	540	2600	12V AC elect.	2390156	10/8160	PA
573642	929003081404	46677573645	7.8MR16/PER/930/F35/Dim/EC/12V 10/1FB	8	GU5.3	95	3000	25000	480	1320	12V AC elect.	2390151	10/8160	PA
573592	929003080904	46677573591	7.8MR16/PER/940/S10/Dim/EC/12V 10/1FB	8	GU5.3	95	4000	25000	540	5900	12V AC elect.	2390154	10/8160	TN, PA
MasterClass – MR16 dimmable (complies with Title 20 and JA8 regulations)														
573535	929003080304	46677573539	6.3MR16/LED/F25/927/D/EC/12V T20 10/1FB	6	GU5.3	91	2700	25000	470	1960	12V AC elect.	Pending	10/8160	CA, TN, PA
577619	929003155304	46677577612	6.3MR16/LED/F25/935/DIM/12V T20 10/1FB	6	GU5.3	90	3500	25000	470	1960	12V AC elect.	2390169	10/8160	CA
573550	929003080504	46677573553	6.3MR16/LED/F35/927/D/EC/12V T20 10/1FB	6	GU5.3	91	2700	25000	470	1110	12V AC elect.	2390167	10/8160	CA
573568	929003080604	46677573560	6.3MR16/LED/F35/930/D/EC/12V T20 10/1FB	6	GU5.3	91	3000	25000	470	1110	12V AC elect.	2390168	10/8160	CA, PA

1. Tested to B50 L70 requirement. LED lifetime means the length of time (in hours) until half of the LED light sources maintain at least 70% of their initial lumen output (B50, L70).
 2. See www.signify.com/warranties for details.



Glass housing and single optic lens provides **crisp and uniform beam**

Why choose CorePro GU10 & MR16 LED Lamps?

- Suitable for use in enclosed fixtures¹
- "Perfect fit" mechanical design fits most MR16 fixtures
- Average life rating of 25,000 hours²
- 3-year limited warranty³

CorePro GU10 & MR16 LED lamps

Catalog Number	Model Number	UPC Code	Product Description	Watts (W)	Base	CRI (min)	CCT (K)	Lifespan (hrs)	Lumens (lm)	MBCP	Volts (V)	Energy Star	C/P Qty	Dist. Center
CorePro Glass - GU10 (glass)														
471565	929002055304	46677471569	4GU10/LED/927-22/F35/G/WG/T20 10/1	4	GU10	90	2700 WG	25000	380	600	120	2340869	10/5700	CA, TN, PA
468140	929002055504	46677468149	4GU10/LED/930/F35/DIM/G/120V T20 10/1	4	GU10	90	3000	25000	380	600	120	2340873	10/5700	CA, TN, PA
CorePro Glass - MR16 (aluminum)														
573865	929003076204	46677573867	7MR16/LED/827/F25/DIM 12V 10/1FB	7	GU5.3	80	2700	25000	515	2400	12V AC elect.	2384079	10/8160	CA, TN, PA
573881	929003076404	46677573881	7MR16/LED/827/F35/DIM 12V 10/1FB	7	GU5.3	80	2700	25000	515	1350	12V AC elect.	2384081	10/8160	CA, PA
573873	929003076304	46677573874	7MR16/LED/830/F25/DIM 12V 10/1FB	7	GU5.3	80	3000	25000	515	2500	12V AC elect.	2384080	10/8160	CA, TN, PA
573899	929003076504	46677573898	7MR16/LED/830/F35/DIM 12V 10/1FB	7	GU5.3	80	3000	25000	515	1350	12V AC elect.	2384082	10/8160	CA, PA
573907	929003072504	46677573904	8MR16/LED/827/F25/DIM 12V 10/1FB	8	GU5.3	80	2700	25000	600	3100	12V AC elect.	2383607	10/8160	CA, PA
573931	929003072704	46677573935	8MR16/LED/827/F35/DIM 12V 10/1FB	8	GU5.3	80	2700	25000	600	1700	12V AC elect.	2383610	10/8160	CA, TN, PA
573915	929003072604	46677573911	8MR16/LED/830/F25/DIM 12V 10/1FB	8	GU5.3	80	3000	25000	620	3250	12V AC elect.	2383608	10/8160	PA
573949	929003072804	46677573942	8MR16/LED/830/F35/DIM 12V 10/1FB	8	GU5.3	80	3000	25000	620	1700	12V AC elect.	2383611	10/8160	CA, PA
573955	929003072904	46677573959	8MR16/LED/840/F35/DIM 12V 10/1FB	8	GU5.3	80	4000	25000	660	1800	12V AC elect.	2383612	10/8160	TN, PA

1. See Technical Application Guide for complete details. All lamps include an over temperature protection (OTP) feature that systematically reduces the lamp power and consequently its internal temperature should it be subjected to abnormally high ambient temperature conditions.
2. Tested to B50 L70 requirement. LED lifetime means the length of time (in hours) until half of the LED light sources maintain at least 70% of their initial lumen output (B50, L70).
3. See www.signify.com/warranties for details.

PHILIPS

LED Spots

MasterClass AR111



**Best-in-class flux,
intensity and beam quality**

Why choose MasterClass AR111 LED Lamps?

- Saves 80% energy when compared to a 75W halogen AR111¹
- Excellent compatibility with most traditional halogen transformers
- “Perfect fit” mechanical design fits AR111 fixtures
- Anti-glare optical bridge to increase visual comfort
- Average life rating up to 40,000 hours²
- Up to 5-year limited warranty³



MasterClass AR111 LED plastic lamps

Catalog Number	Model Number	UPC Code	Product Description	Watts (W)	Base	CRI (min)	CCT (K)	Lifespan (hrs)	Lumens (lm)	MBCP	Volts (V)	Energy Star	C/P Qty	Dist. Center
MasterClass - AR111														
552448	929002238404	46677552442	12AR111/LED/927/S8/DIM/EC 12V 6/1FB	12	G53	97	2700	40000	650	8000	12V AC elect.	No Category	6/858	PA
552406	929002238504	46677552404	12AR111/LED/930/S8/DIM/EC 12V 6/1FB	12	G53	97	3000	40000	680	8000	12V AC elect.	No Category	6/858	TN, PA
552430	929002239304	46677552435	16AR111/LED/927/F40/DIM/EC 12V 6/1FB	16	G53	97	2700	40000	900	1400	12V AC elect.	No Category	6/858	PA
552380	929002239804	46677552381	20AR111/LED/927/F25 DIM 12V 6/1FB	20	G53	91	2700	25000	1150	4000	12V AC elect.	No Category	6/858	PA
552398	929002239904	46677552398	20AR111/LED/930/F25 DIM 12V 6/1FB	20	G53	90	3000	40000	1240	N/A	12V AC elect.	No Category	6/858	PA

1. Light output comparison based upon the ENERGY STAR[®] Integral LED Lamp Center Beam Intensity Benchmark tool which can be found at EnergyStar.gov/LEDbulbs.
2. Tested to B50 L70 requirement. LED lifetime means the length of time (in hours) until half of the LED light sources maintain at least 70% of their initial lumen output (B50, L70).
3. See www.signify.com/warranties for details.

LED Spots

CorePro Party A19 & PAR

Glass PAR and A19 lamps are UL wet rated for indoor and outdoor use




Why choose CorePro Party A19 & PAR LED Lamps?

- Bright colorful lighting that offers a festive touch perfect for special occasions, parties and holidays
- LED A19 lamps are available in up to six colors in durable plastic or a classic glass finish
- Average life rating of 10,000 hours¹

CorePro Party A19 & PAR LED lamps

Catalog Number	Model Number	UPC Code	Product Description	Watts (W)	Base	CRI (min)	CCT (K)	Lifespan (hrs)	Lumens (lm)	MBCP	Volts (V)	Energy Star	C/P Qty	Dist. Center
MasterClass Party Lamps – A19 (glass) non-dimming														
568881	929001937553	46677568887	4A19/PER/PURPLE/G/E26/ND 4/1PF	4	E26	N/A	Purple	10000	N/A	N/A	120	No Category	4/1484	CA, TN, PA
568865	929001937353	46677568863	4A19/PER/BLUE/G/E26/ND 4/1PF	4	E26	N/A	Blue	10000	N/A	N/A	120	No Category	4/1484	CA, TN, PA
568873	929001937453	46677568870	4A19/PER/GREEN/G/E26/ND 4/1PF	4	E26	N/A	Green	10000	N/A	N/A	120	No Category	4/1484	CA, TN, PA
568857	929001937253	46677568856	4A19/PER/YELLOW/G/E26/ND 4/1PF	4	E26	N/A	Yellow	10000	N/A	N/A	120	No Category	4/1484	CA, TN, PA
568840	929001937153	46677568849	4A19/PER/ORANGE/G/E26/ND 4/1PF	4	E26	N/A	Orange	10000	N/A	N/A	120	No Category	4/1484	CA, TN, PA
568832	929001937053	46677568832	4A19/PER/RED/G/E26/ND 4/1PF	4	E26	N/A	Red	10000	N/A	N/A	120	No Category	4/1484	CA, TN, PA
MasterClass Party Lamps – A19 (plastic) non-dimming														
463240	929001998005	46677463243	8A19/LED/BLUE/P/ND 120V 4/1FB	8	E26	N/A	Blue	10950	N/A	N/A	120	No Category	124275	PA
463281	929001997905	46677463281	8A19/LED/GREEN/P/ND 120V 4/1FB	8	E26	N/A	Green	10950	N/A	N/A	120	No Category	124275	PA
463257	929001998105	46677463250	8A19/LED/YELLOW/P/ND 120V 4/1FB	8	E26	N/A	Yellow	10950	N/A	N/A	120	No Category	124275	PA
580431	929001998213	46677580438	8A19/LED/ORANGE/P/ND 120V 4/1FB	8	E26	N/A	Orange	10950	N/A	N/A	120	No Category	124275	PA, TN
463273	929001997805	46677463274	8A19/LED/RED/P/ND 120V 4/1FB	8	E26	N/A	Red	10950	N/A	N/A	120	No Category	124275	PA
MasterClass Party Lamps – PAR38 (glass) non-dimming														
568261	929001306533	46677568269	13.5PAR38/PER/BLUE/G/E26/ND/ULW 3/1PF	14	E26	N/A	Blue	10000	N/A	N/A	120	Not ES	3/288	TN, PA
568287	929001306763	46677568283	13.5PAR38/PER/GREEN/G/E26/ND/ULW 3/1PF	14	E26	N/A	Green	10000	N/A	N/A	120	Not ES	3/288	CA, TN, PA
568279	929001306633	46677568276	13.5PAR38/PER/YELLOW/G/E26/ND/ULW 3/1PF	14	E26	N/A	Yellow	10000	N/A	N/A	120	Not ES	3/288	TN, PA
568295	929001306863	46677568290	13.5PAR38/PER/RED/G/E26/ND/ULW 3/1PF	14	E26	N/A	Red	10000	N/A	N/A	120	Not ES	3/288	TN, PA

1. Tested to B50 L70 requirement. LED lifetime means the length of time (in hours) until half of the LED light sources maintain at least 70% of their initial lumen output (B50, L70).





Superior light quality
with high performance
dimming



Why choose MasterClass A-Shape LED Lamps?

- Up to 90% energy savings compared to incandescent lamps¹
- Average life rating of 15,000 hours²
- Suitable for enclosed fixtures³
- Certain models dim to a warm glow similar to incandescent lamps
- Title 20 qualified for California applications
- 3-year limited warranty⁴

MasterClass A-Shape LED lamps

Catalog Number	Model Number	UPC Code	Product Description	Watts (W)	Base	CRI (min)	CCT (K)	Lifespan (hrs)	Lumens (lm)	Volts (V)	Body	Energy Star	C/P Qty	Dist. Center
A19 40W lamp equivalent dimming														
573451	929003083003	46677573454	5A19/PER/UD/CL/G/E26/WGD 4/2PFT20	5	E26	90	2700 WG	15000	450	120	-	-	CA, PA	CA, PA
479428	929001940704	46677544522	5A19/PER/927-22/P/E26/WG 6/1FB T20	5	E26	90	2700 WG	15000	450	120	2340159	6/2700	CA, PA	CA, PA
A19 60W lamp equivalent dimming														
479444	929001940904	46677544539	8.8A19/PER/927-22/P/E26/WG 6/1FB T20	8.8	E26	90	2700 WG	15000	800	120	2340163	6/2430	CA, PA	CA, PA
549493	929001969604	46677549497	8A19/PER/927-922/CL/G/E26/WGX 1FB T20	8	E26	90	2700 WG	15000	800	120	2340629	6/1872	CA, PA	CA, PA
573436	929003083203	46677573430	8A19/PER/UD/FR/G/E26/WGD 4/2PFT20	8	E26	95	2700 WG	15000	800	120	2395541	4/784	TN	TN
A19 100W equivalent lamps dimming														
561027	929002285504	46677561024	16A19/PER/927-22/P/E26/WG 6/1FB T20	16	E26	90	2700 WG	15000	1600	120	2356659	6/2700	CA, PA	CA, PA
A21 150W equivalent lamps dimming														
571497	929002343033	046677571498	29A21/PER/827/FR/P/E26/WG/HO 4/1PF	29	E26	80	2700 WG	15000	2610	120	No Category	4/1008	TN, CA	TN, CA
3-way switching lamps														
571521	929002285133	46677571528	18.5A21/PER/927/FR/P/E26/3WAY/T20 4/1PF	18.5-13-6	E26	90	2700	15000	2150-1600-620	120	2397241	4/1008	TN, CA	TN, CA
Dusk to Dawn lamps														
573238	929002333693	46677573232	8.8A19/PER/927/FR/P/E26/D2D/T20 4/1PF	8.8	E26	90	2700	15000	800	120	2357765	4/1484	TN, CA	TN, CA

1. An 8.5W LED bulb uses up to 86% less energy than traditional incandescent bulbs.
 2. Tested to B50 L70 requirement. LED lifetime means the length of time (in hours) until half of the LED light sources maintain at least 70% of their initial lumen output (B50, L70).
 3. All MasterClass lamps listed on this page with the exception of the A21 150W equivalent lamps dimming (product number 558221) are suitable for enclosed fixtures.
 4. See www.signify.com/warranties for details.



PHILIPS

LED Bulbs

CorePro A-Shape



Uncompromising quality
with dependable
performance

Why choose CorePro A-Shape LED Lamps?

- Up to 90% energy savings compared to incandescent lamps¹
- Average life rating of 15,000 hours²
- Selection of lamps suitable for enclosed fixtures
- No mercury allowing for non hazardous waste disposal
- Select lamps Title 20 qualified for California applications
- Expanded dimmable/non-dimmable portfolio



CorePro A-Shape LED lamps

Catalog Number	Model Number	UPC Code	Product Description	Watts (W)	Base	CRI (min)	CCT (K)	Lifespan (hrs)	Lumens (lm)	Volts (V)	Energy Star	C/P Qty	Dist. Center
A19 40W lamp equivalent dimming (glass)													
565788	929002988503	466775665787	5.5A19/VIN/927/E26/CL/G/SP DIM 1PF T20	5.5	E26	90	2700	15000	500	120	2393774	4/1288	CA, TN, PA
A19 40W lamp equivalent dimming (plastic)													
550400	929002035704	46677550400	5A19/PER/927/P/E26/DIM 6/1FB T20	5	E26	90	2700	15000	450	120	2346514	6/2700	PA, CA
550418	929002035804	46677550417	5A19/PER/930/P/E26/DIM 6/1FB T20	5	E26	90	3000	15000	450	120	2346513	6/2700	PA, TN
550426	929002036004	46677550424	5A19/PER/950/P/E26/DIM 6/1FB T20	5	E26	90	5000	15000	450	120	2346510	6/2700	CA, TN, PA
A19 60W lamp equivalent dimming (plastic)													
550434	929002036104	46677550431	8.8A19/PER/927/P/E26/DIM 6/1FB T20	8.8	E26	90	2700	15000	800	120	2346758	6/2700	CA, TN, PA
550442	929002036204	46677550448	8.8A19/PER/930/P/E26/DIM 6/1FB T20	8.8	E26	90	3000	15000	800	120	2345793	6/2700	CA, TN, PA
545897	929002032304	46677545895	8.8A19/PER/940/P/E26/DIM 6/1FB T20	8.8	E26	90	4000	15000	800	120	2346760	6/2700	CA, TN, PA
550459	929002036304	46677550455	8.8A19/PER/950/P/E26/DIM 6/1FB T20	8.8	E26	90	5000	15000	800	120	2345796	6/2700	CA, TN, PA

1. Light output comparison based upon the ENERGY STAR® Integral LED Lamp Center Beam Intensity Benchmark tool which can be found at EnergyStar.gov/LEDbulbs.
2. Tested to B50 L70 requirement. LED lifetime means the length of time (in hours) until half of the LED light sources maintain at least 70% of their initial lumen output (B50, L70).





(continued)



Why choose CorePro A-Shape LED Lamps?

- Up to 90% energy savings compared to incandescent lamps¹
- Average life rating of 15,000 hours²
- Selection of lamps suitable for enclosed fixtures
- No mercury allowing for non hazardous waste disposal
- Select lamps Title 20 qualified for California applications
- Expanded dimmable/non-dimmable portfolio

CorePro A-Shape LED lamps

Catalog Number	Model Number	UPC Code	Product Description	Watts (W)	Base	CRI (min)	CCT (K)	Lifespan (hrs)	Lumens (lm)	Volts (V)	Energy Star	C/P Qty	Dist. Center
A19 75W equivalent lamps dimming (plastic)													
561035	929002385204	46677561031	12.2A19/PER/927/P/E26/DIM 6/1FB T20	12.2	E26	90	2700	15000	1100	120	2367908	6/2700	CA, TN, PA
561043	929002385304	46677561048	12.2A19/PER/930/P/E26/DIM 6/1FB T20	12.2	E26	90	3000	15000	1100	120	2367909	6/2700	CA, TN, PA
561050	929002385404	46677561055	12.2A19/PER/940/P/E26/DIM 6/1FB T20	12.2	E26	90	4000	15000	1100	120	2367910	6/2700	CA, TN, PA
560994	929002285204	46677560997	12.2A19/PER/950/P/E26/DIM 6/1FB T20	12.2	E26	90	5000	15000	1100	120	2356657	6/2700	CA, TN, PA
A19 100W equivalent lamps dimming (plastic)													
561068	929002385504	46677561062	16A19/PER/927/P/E26/DIM 6/1FB T20	16	E26	90	2700	15000	1600	120	2367911	6/2700	CA, TN, PA
561076	929002385604	46677561079	16A19/PER/930/P/E26/DIM 6/1FB T20	16	E26	90	3000	15000	1600	120	2367912	6/2700	CA, TN, PA
558684	929002327634	046677558680	16A21/PER/930/P/GU24/DIM 4/1FB T20	16	GU24	90	3000	15000	1600	120	2359548	4/1280	TN
561456	929002385704	46677561451	16A19/PER/940/P/E26/DIM 6/1FB T20	16	E26	90	4000	15000	1600	120	2367913	6/2700	CA, TN, PA
A21 150W equivalent lamps dimming													
571505	929002343133	46677571504	29A21/PER/850/FR/P/E26/D/HO 4/IPF	29	E26	80	5000	15000	2610	120	No Category	4/1008	CA, TN, PA

1. Light output comparison based upon the ENERGY STAR® Integral LED Lamp Center Beam Intensity Benchmark tool which can be found at EnergyStar.gov/LEDbulbs.
 2. Tested to B50 L70 requirement. LED lifetime means the length of time (in hours) until half of the LED light sources maintain at least 70% of their initial lumen output (B50, L70).





An affordable solution with unequalled Philips quality

Why choose Contractor-grade A-Shape LED Lamps?

- Up to 90% energy savings compared to incandescent lamps¹
- Average life rating of up to 15,000 hours²
- Selection of lamps suitable for enclosed fixtures
- No mercury allowing for non hazardous waste disposal



Contractor-grade A-Shape LED lamps

Catalog Number	Model Number	UPC Code	Product Description	Watts (W)	Base	CRI (min)	CCT (K)	Lifespan (hrs)	Lumens (lm)	Volts (V)	Energy Star	C/P Qty	Dist. Center
A19 40W lamp equivalent dimming (plastic)													
589606	929003750964	46677589608	5A19/CNG/827/FR/P/E26/D 12/1CT	5	E26	80	2700	15000	450	120	–	12/3000	–
589614	929003751064	46677589615	5A19/CNG/830/FR/P/E26/D 12/1CT	5	E26	80	3000	15000	450	120	–	12/3000	–
589622	929003751164	46677589622	5A19/CNG/840/FR/P/E26/D 12/1CT	5	E26	80	4000	15000	450	120	–	12/3000	–
589630	929003751264	46677589639	5A19/CNG/850/FR/P/E26/D 12/1CT	5	E26	80	5000	15000	450	120	–	12/3000	–
A19 60W lamp equivalent dimming (plastic)													
589648	929003579564	46677589646	8.8A19/CNG/827/FR/P/E26/D 12/1CT	8	E26	80	2700	15000	800	120	–	12/3000	–
589663	929003584864	46677589660	8.8A19/CNG/830/FR/P/E26/D 12/1CT	8	E26	80	3000	15000	800	120	–	12/3000	–
589671	929003584964	46677589677	8.8A19/CNG/840/FR/P/E26/D 12/1CT	8	E26	80	4000	15000	800	120	–	12/3000	–
589655	929003579664	46677589653	8.8A19/CNG/850/FR/P/E26/D 12/1CT	8	E26	80	5000	15000	800	120	–	12/3000	–
A19 60W lamp equivalent non-dimming (plastic)													
565119	929003004804	46677565114	8.5A19/LED/927/FR/P/ND 4/1FB	8.5	E26	90	2700	11000	800	120	Not ES	4/2520	TN, PA
565127	929003004904	46677565121	8.5A19/LED/930/FR/P/ND 4/1FB	8.5	E26	90	3000	11000	800	120	Not ES	4/2520	PA
565135	929003005004	46677565138	8.5A19/LED/950/FR/P/ND 4/1FB	8.5	E26	90	5000	11000	800	120	Not ES	4/2520	PA

1. Light output comparison based upon the ENERGY STAR® Integral LED Lamp Center Beam Intensity Benchmark tool which can be found at EnergyStar.gov/LEDbulbs.
 2. Tested to B50 L70 requirement. LED lifetime means the length of time (in hours) until half of the LED light sources maintain at least 70% of their initial lumen output (B50, L70).



(continued)



Why choose Contractor-grade A-Shape LED Lamps?

- Up to 90% energy savings compared to incandescent lamps¹
- Average life rating of up to 15,000 hours²
- Selection of lamps suitable for enclosed fixtures
- No mercury allowing for non hazardous waste disposal

Contractor-grade A-Shape LED lamps

Catalog Number	Model Number	UPC Code	Product Description	Watts (W)	Base	CRI (min)	CCT (K)	Lifespan (hrs)	Lumens (lm)	Volts (V)	Energy Star	C/P Qty	Dist. Center
A19 75W lamp equivalent dimming (plastic)													
589689	929003751764	46677589684	11A19/CNG/827/FR/P/E26/D 12/1CT	11	E26	80	2700	15000	1100	120	–	12/3000	–
589697	929003751864	46677589691	11A19/CNG/830/FR/P/E26/D 12/1CT	11	E26	80	3000	15000	1100	120	–	12/3000	–
589705	929003751964	46677589707	11A19/CNG/840/FR/P/E26/D 12/1CT	11	E26	80	4000	15000	1100	120	–	12/3000	–
589713	929003752064	46677589714	11A19/CNG/850/FR/P/E26/D 12/1CT	11	E26	80	5000	15000	1100	120	–	12/3000	–
A19 75W lamp equivalent non-dimming (plastic)													
565143	929003005104	46677565145	10A19/LED/927/FR/P/ND 4/1FB	10	E26	90	2700	11000	1000	120	Not ES	4/2520	CA, TN, PA
565150	929003005204	46677565152	10A19/LED/930/FR/P/ND 4/1FB	10	E26	90	3000	11000	1000	120	Not ES	4/2520	PA
A19 100W lamp equivalent dimming (plastic)													
589721	929003585064	46677589721	14A19/CNG/827/FR/P/E26/D 12/1CT	14	E26	80	2700	15000	1500	120	–	12/2376	–
589739	929003585164	46677589738	14A19/CNG/830/FR/P/E26/D 12/1CT	14	E26	80	3000	15000	1500	120	–	12/2376	–
589747	929003585264	46677589745	14A19/CNG/840/FR/P/E26/D 12/1CT	14	E26	80	4000	15000	1500	120	–	12/2376	–
589754	929003585364	46677589752	14A19/CNG/850/FR/P/E26/D 12/1CT	14	E26	80	5000	15000	1500	120	–	12/2376	–
A19 100W lamp equivalent non-dimming (plastic)													
565176	929003005404	46677565176	13.5A19/LED/927/FR/P/ND 4/1FB	13.5	E26	90	2700	11000	1500	120	Not ES	4/2268	CA, TN, PA
565184	929003005504	46677565183	13.5A19/LED/930/FR/P/ND 4/1FB	13.5	E26	90	3000	11000	1500	120	Not ES	4/2268	PA
565192	929003005604	46677565190	13.5A19/LED/950/FR/P/ND 4/1FB	13.5	E26	90	5000	11000	1500	120	Not ES	4/2268	CA, TN, PA

1. Light output comparison based upon the ENERGY STAR® Integral LED Lamp Center Beam Intensity Benchmark tool which can be found at EnergyStar.gov/LEDbulbs.

2. Tested to B50 L70 requirement. LED lifetime means the length of time (in hours) until half of the LED light sources maintain at least 70% of their initial lumen output (B50, L70).

PHILIPS

LED Bulbs

Reflectors



Smooth dimming
down to 10%

Why choose Reflector LED Lamps?

- Average life rating of 15,000 hours¹
- Suitable for enclosed fixtures
- Dimmable reflectors are Title 20 qualified for California applications
- No mercury allowing for non-hazardous waste disposal



Reflector LED plastic lamps

Catalog Number	Model Number	UPC Code	Product Description	Watts (W)	Base	CRI (min)	CCT (K)	Lifespan (hrs)	Lumens (lm)	Volts (V)	Energy Star	C/P Qty	Dist. Center
R20 45W equivalent lamps dimming													
456979	929002008904	46677456979	5R20/PER/927-22/P/E26/WG 6/1FB T20	5	E26	90	2700 WG	15000	450	120	2339796	6/2340	CA, TN, PA
553883	929002092204	46677553883	5R20/PER/927/P/E26/DIM 6/1FB T20	5	E26	90	2700	15000	450	120	2346612	6/2340	CA, TN, PA
547414	929002035404	46677547417	5R20/PER/940/P/E26/DIM 6/1FB T20	5	E26	90	4000	15000	450	120	2340144	6/2340	CA, TN, PA
BR30 65W equivalent lamps dimming													
457044	929001870334	46677457044	7.2BR30/PER/922-27/P/E26/WG 6/1FB T20	7.2	E26	90	2700 WG	15000	650	120	2339801	6/960	CA, TN, PA
553891	929002092304	46677553890	7.2BR30/PER/927/P/E26/DIM 6/1FB T20	7.2	E26	90	2700	15000	650	120	2346614	6/960	CA, TN, PA
545905	929002032104	46677545901	7.2BR30/PER/930/P/E26/DIM 6/1FB T20	7.2	E26	90	3000	15000	650	120	2346618	6/960	CA, TN, PA
545913	929002032204	46677545918	7.2BR30/PER/940/P/E26/DIM 6/1FB T20	7.2	E26	90	4000	15000	650	120	2346615	6/960	CA, TN, PA
548107	929002204163	46677548100	7.2BR30/PER/950/P/E26/DIM 6/1FB T20	7.2	E26	90	5000	15000	650	120	2340153	6/960	CA, TN, PA
583583	929003619804	46677583583	8.8BR30/CNG/827/FR/P/E26/DIM/120V 6/1CT	8.8	E26	80	2700	15000	650	120	—	6/840	CA, TN, PA
583591	929003619904	46677583590	8.8BR30/CNG/830/FR/P/E26/DIM/120V 6/1CT	8.8	E26	80	3000	15000	650	120	—	6/840	CA, TN, PA
583609	929003620004	46677583606	8.8BR30/CNG/840/FR/P/E26/DIM/120V 6/1CT	8.8	E26	80	4000	15000	650	120	—	6/840	CA, TN, PA
583617	929003620104	46677583613	8.8BR30/CNG/850/FR/P/E26/DIM/120V 6/1CT	8.8	E26	80	5000	15000	650	120	—	6/840	CA, TN, PA
BR30 65W equivalent lamps non-dimming													
576561	929001947993	46677576561	9BR30/LED/827/FR/P/ND 4/3CT	9	E26	80	2700	11000	650	120	Not ES	4/360	TN, PA

1. Tested to B50 L70 requirement. LED lifetime means the length of time (in hours) until half of the LED light sources maintain at least 70% of their initial lumen output (B50, L70).





(continued)



Why choose Reflector LED Lamps?

- Average life rating of 15,000 hours¹
- Suitable for enclosed fixtures
- Dimmable reflectors are Title 20 qualified for California applications
- No mercury allowing for non-hazardous waste disposal

Reflector LED plastic lamps

Catalog Number	Model Number	UPC Code	Product Description	Watts (W)	Base	CRI (min)	CCT (K)	Lifespan (hrs)	Lumens (lm)	Volts (V)	Energy Star	C/P Qty	Dist. Center
BR40 65W equivalent lamps dimming													
547422	929002035504	46677547424	8.8BR40/PER/930/P/E26/DIM 6/1FB T20	8.8	E26	90	3000	15000	800	120	2340150	6/432	CA, TN, PA
547430	929002035604	46677547431	8.8BR40/PER/940/P/E26/DIM 6/1FB T20	8.8	E26	90	4000	15000	800	120	2340149	6/432	CA, TN, PA
BR40 85W equivalent lamps dimming													
577841	929003477104	46677577841	13.3BR40/PER/927-22/P/E26/WG 6/1CT T20	13.3	E26	90	2700 WG	15,000	1204	120	2400612	6/432	CA, TN, PA
577858	929003477204	46677577858	13.3BR40/PER/927/P/E26/DIM 6/1CT T20	13.3	E26	90	2700	15,000	1204	120	2400614	6/432	TN
577866	929003477304	46677577865	13.3BR40/PER/930/P/E26/DIM 6/1CT T2	13.3	E26	90	3000	15,000	1204	120	2400615	6/432	TN
577874	929003477404	46677577872	13.3BR40/PER/940/P/E26/DIM 6/1CT T20	13.3	E26	90	4000	15,000	1204	120	2400616	6/432	TN
577882	929003477504	46677577889	13.3BR40/PER/950/P/E26/DIM 6/1CT T20	13.3	E26	90	5000	15,000	1204	120	2400617	6/432	CA, TN, PA
BR30 100W equivalent lamps dimming													
571471	929002351433	46677571474	15BR30/PER/927/P/E26/WG/HO/T20 4/1PF	15	E26	90	2700 WG	15000	1400	120	2391702	4/528	CA, TN
571463	929002351333	46677571467	15BR30/PER/950/P/E26/D/HO/T20 4/1PF	15	E26	90	5000	15000	1400	120	2391701	4/528	CA, TN

1. Tested to B50 L70 requirement. LED lifetime means the length of time (in hours) until half of the LED light sources maintain at least 70% of their initial lumen output (B50, L70).

PHILIPS

LED Bulbs

Decorative A15 & S14

Excellent color consistency and high color rendering



Why choose Decorative A15 & S14 LED Lamps?

- Up to 80% energy savings compared to standard incandescent lamps
- Average life rating of 15,000 hours¹
- Certain models dim to a warm glow similar to incandescent lamps
- Wet location rated for indoor and outdoor use
- Selection of candelabra and medium based lamps
- Title 20 qualified for California applications



Decorative A15 & S14 LED glass lamps

Catalog Number	Model Number	UPC Code	Product Description	Watts (W)	Base	CRI (min)	CCT (K)	Lifespan (hrs)	Lumens (lm)	Volts (V)	Energy Star	C/P Qty	Dist. Center
A15 25W equivalent lamps dimming													
565655	929002987203	46677565657	3.5A15/VIN/820/E26/Amber/G/SP D 4/1PFT20	3.5	E26	80	2000	15000	225	120	No Category	4/1908	CA, TN, PA
A15 40W equivalent lamps dimming													
548305	929002209004	46677548308	5A15/PER/950/CL/G/E26/DIM 1FB T20	5	E26	90	5000	15000	450	120	2340650	10/3500	TN
A15 60W equivalent lamps dimming													
549402	929002208604	46677549404	5.5A15/PER/927-922/CL/G/E26/WGX1FB	5.5	E26	90	2700 WG	15000	500	120	Not ES	10/3500	CA, TN, PA
564450	929002986803	46677564452	5A15/PER/UD/CL/G/E12/WGD 6/2PF T20	5	E12	95	2700 WG	15000	450	120	2397123	6/1440	TN
573402	929003084503	46677573409	6.6A15/PER/UD50/CL/G/E26/DIM2PF T20	6.5	E26	95	5000	15000	750	120	Not ES	6/1440	TN
S14 10W equivalent lamps non-dimming													
575209	929003082704	46677575205	1S14/VIN/827/CL/G/E26/ND 1CT	1	E26	80	2700	15000	60	110-130	Not ES	10/3500	CA

1. Tested to B50 L70 requirement. LED lifetime means the length of time (in hours) until half of the LED light sources maintain at least 70% of their initial lumen output (B50, L70).





Vintage and clear colors for multiple room aesthetics



Why choose MasterClass Designer LED Lamps?

- Increased energy savings when compared to standard incandescent lamps
- Average life rating of 15,000 hours¹
- Smooth dimming down to 10%
- Certain models dim to a warm glow similar to incandescent lamps
- Wet location rated models can be used inside or outside
- Title 20 qualified for California applications

MasterClass Designer LED glass lamps

Catalog Number	Model Number	UPC Code	Product Description	Watts (W)	Base	CRI (min)	CCT (K)	Lifespan (hrs)	Lumens (lm)	Volts (V)	Energy Star	C/P Qty	Dist. Center
ST19													
565838	929002989003	46677565831	5.5ST19/VIN/927/E26/CL/G/SP D 1PF T20	5.5	E26	90	2700	15000	500	120	2394006	4/1032	CA, TN, PA
565812	929002988803	46677565817	5.5ST19/VIN/950/E26/CL/G/SP D 4/1PF T20	5.5	E26	90	5000	15000	500	120	2394008	4/1032	CA, TN, PA
565622	929002986903	46677565626	6.5ST19/VIN/820/E26/Amber/G/SP/D 1PFT20	6.5	E26	80	2000	15000	400	120	No Category	4/1032	CA, TN, PA
T10													
565671	929002987403	46677565671	4.5T10/VIN/820/E26/CL/GL/DIM 4/FBH T20	4.5	E26	80	2000	15000	225	120	No Category	4/2232	TN

1. Tested to B50 L70 requirement. LED lifetime means the length of time (in hours) until half of the LED light sources maintain at least 70% of their initial lumen output (B50, L70).



PHILIPS

LED Bulbs

Globes G16.5

Excellent color consistency and high color rendering



Why choose Globe LED Lamps?

- Up to 80% energy savings compared to standard incandescent lamps
- Average life rating of 15,000 hours¹
- Smooth dimming down to 10%
- Certain models dim to a warm glow similar to incandescent lamps
- Wet location rated models can be used inside or outside
- Title 20 qualified for California applications



Globes G16.5 LED glass lamps

Catalog Number	Model Number	UPC Code	Product Description	Watts (W)	Base	CRI (min)	CCT (K)	Lifespan (hrs)	Lumens (lm)	Volts (V)	Energy Star	C/P Qty	Dist. Center
G16.5 25W equivalent lamps dimming													
549253	929002204804	46677549251	2.7G16.5/PER/927-922/CL/G/E26/WGX 1FBT20	2.7	E26	90	2700 WG	15000	250	120	2357745	10/3500	TN
549261	929002204904	46677549268	2.7G16.5/PER/927-922/CL/G/E12/WGX 1FBT20	2.7	E12	90	2700 WG	15000	250	120	2357743	10/3500	TN
G16.5 40W equivalent lamps dimming													
573295	929003085103	46677573294	3.5G16.5/PER/UD/CL/G/E26/WGD 6/2PF	3.5	E26	95	2700 WG	15000	350	120	2395480	6/1200	TN
573303	929003085203	46677573300	3.5G16.5/PER/UD/CL/G/E12/WGD6/2PFT20	3.5	E12	95	2700 WG	15000	350	120	2395481	6/1200	TN
564591	929002205423	46677564599	3.8G16.5/PER927-922FRGE26WGX2PFT20	3.8	E26	90	2700 WG	15000	350	120	2389060	6/1200	TN
G16.5 60W equivalent lamps dimming													
573329	929003085403	46677573324	5G16.5/PE/UD/CL/G/E12WGD 6/2PFT20	5	E12	95	2700 WG	15000	500	120	2395482	6/1200	TN

1. Tested to B50 L70 requirement. LED lifetime means the length of time (in hours) until half of the LED light sources maintain at least 70% of their initial lumen output (B50, L70).



PHILIPS

LED Bulbs

Globes G25

Excellent color consistency and high color rendering



Why choose Globe LED Lamps?

- Up to 80% energy savings compared to standard incandescent lamps
- Average life rating of 15,000 hours¹
- Smooth dimming down to 10%
- Certain models dim to a warm glow similar to incandescent lamps
- Wet location rated models can be used inside or outside
- Title 20 qualified for California applications

Globes G25 LED glass lamps

Catalog Number	Model Number	UPC Code	Product Description	Watts (W)	Base	CRI (min)	CCT (K)	Lifespan (hrs)	Lumens (lm)	Volts (V)	Energy Star	C/P Qty	Dist. Center
G25 40W equivalent lamps dimming													
573345	929003084803	46677549503	3.5G25/PER/UD/CL/G/E26/WGD 4/2FP T20	3.5	E26	95	2700 WG	15000	350	120	2395542	4/336	TN
573352	929003085003	46677573355	3.5G25/PER/UD/FR/G/E26/WGD 4/2PF T20	3.5	E26	95	2700 WG	15000	350	120	2395820	4/336	TN
573337	929003084903	46677573331	3.5G25/PER/UD50/CL/G/E26/D 4/2PFT20	3.5	E26	90	5000	15000	350	120	2395768	4/336	TN
575217	929003099803	46677575212	3.5G25/PER/UD50/E26/FR/G/D 4/2PFT20	3.5	E26	90	5000	15000	350	120	2397563	4/336	TN
G25 60W equivalent lamps dimming													
549212	929002207004	46677549213	5.5G25/PER/950/FR/G/E26/DIM 1FBT20	5.5	E26	90	5000	15000	500	120	2340702	10/800	TN
565887	929002989503	46677565886	5.5G25/PER/950/FR/G/E26/DIM 1FBT20	5.5	E26	80	2000	15000	400	120	Not ES	4/432	TN
564914	929002991403	46677564919	5G25/PER/UD50/CL/G/E26/D 4/2PFT20	5.5	E26	90	5000	15000	500	120	2397122	4/336	TN
565000	929002992603	46677565008	5G25/PER/UD/FR/G/E26/WGD 4/2PFT20	5	E26	90	2700 WG	15000	500	120	2395804	—	TN

1. Tested to B50 L70 requirement. LED lifetime means the length of time (in hours) until half of the LED light sources maintain at least 70% of their initial lumen output (B50, L70).



LED Bulbs

Candles B11/BA11 & F15

Increased energy savings compared to standard incandescent lamps



Why choose Candle LED Lamps?

- Selection of clear and vintage, angled and blunt tip lamps for various aesthetic applications
- Average life rating of 15,000 hours¹
- Smooth dimming down to 10%
- Certain models dim to a warm glow similar to incandescent lamps
- Excellent color consistency and high color rendering



Candles B11/BA11 & F15 LED glass lamps

Catalog Number	Model Number	UPC Code	Product Description	Watts (W)	Base	CRI (min)	CCT (K)	Lifespan (hrs)	Lumens (lm)	Volts (V)	Energy Star	C/P Qty	Dist. Center
B11/BA11 Candles 25W equivalent lamps dimming													
566653	929002991803	46677566654	2.3BA11/PER/UD/CL/G/E12/WGD 6/3PFT20	2.3	E26	95	2700 WG	15000	185	120	2395501	6/1179	TN
B11/BA11 Candles 40W equivalent lamps dimming													
549568	929001969404	46677549565	3.3B11/PER/927-922/CL/G/E12/WGX 1FB T20	3.3	E12	90	2700 WG	15000	300	120	2340633	10/4320	TN
549584	929002047204	46677549589	3.3B11/PER/927-922/CL/G/E26/WGX1FB T20	3.3	E26	90	2700 WG	15000	300	120	2340631	10/4320	TN
574392	929003089903	4667754390	3.5B11/PER/UD/CL/G/E26/WGD 6/3PF T20	3.5	E26	95	2700 WG	15000	300	120	2395770	6/1176	CA, TN, PA
549543	929001969204	46677549541	3.3BA11/PER/927-922/CL/G/E12/WGX 1FB T20	3.3	E12	90	2700 WG	15000	300	120	2340636	10/4000	TN
566661	929002990703	46677566661	3.5BA11/PER/UD/CL/G/E12/WGD 6/3PF T20	3.5	E12	95	2700 WG	15000	300	120	2393782	6/1176	TN
566679	929002991703	46677566678	3.5BA11/PER/UD/CL/G/E26/WGD 6/3PF T20	3.5	E26	95	2700 WG	15000	300	120	2395769	6/1176	TN
564948	929002991903	46677564940	3.5BA11/PER/UD50/CL/G/E26/D 6/3PF T20	3.5	E26	95	5000	15000	300	120	2396729	6/1176	PA
549154	929002206004	46677549152	3.3B11/PER/950/CL/G/E26/DIM 1FBT20	3.3	E26	90	5000	15000	300	120	2340685	10/4320	TN
564930	929002991603	46677564933	3.5BA11/PER/UD50/CL/G/E12/D 6/3PF T20	3.5	E12	95	5000	15000	300	120	2395540	6/1176	TN
549121	929002205704	46677549121	3.3BA11/PER/950/CL/G/E12/DIM 1FB T20	3.3	E12	90	5000	15000	300	120	2340657	10/4000	PA
565804	929002988703	46677565800	3.5B11/VIN/B20/E12/Amber/G/SP D 4/2PF T20	3.5	E12	80	2000	15000	225	120	No Category	4/1344	CA, TN, PA

1. Tested to B50 L70 requirement. LED lifetime means the length of time (in hours) until half of the LED light sources maintain at least 70% of their initial lumen output (B50, L70).





(continued)



Why choose Candle LED Lamps?

- Selection of clear and vintage, angled and blunt tip lamps for various aesthetic applications
- Average life rating of 15,000 hours¹
- Smooth dimming down to 10%
- Certain models dim to a warm glow similar to incandescent lamps
- Excellent color consistency and high color rendering

Candles B11/BA11 & F15 LED glass lamps

Catalog Number	Model Number	UPC Code	Product Description	Watts (W)	Base	CRI (min)	CCT (K)	Lifespan (hrs)	Lumens (lm)	Volts (V)	Energy Star	C/P Qty	Dist. Center
B11/BA11 Candles 60W equivalent lamps dimming													
575183	929003082404	46677575182	5BA11/PER/CRI95WG/FR/G/E26/WGD 1CT	5	E26	95	2700 WG	15000	500	120	2398684	10/4000	CA
575175	929003094904	46677575175	5B11/PER/CRI95WG/FR/G/E26/WGD 1CT	5	E26	95	2700 WG	15000	500	120	2398685	10/4320	CA
575167	929002990804	46677575168	5BA11/PER/CRI95WG/FR/G/E12/WGD 1CT	5	E26	95	2700 WG	15000	500	120	2392873	10/4000	CA
575191	929003082504	46677575199	5B11/PER/CRI95WG/FR/G/E12/WGD 1CT	5	E26	95	2700 WG	15000	500	120	2392871	10/4320	CA
549337	929002204504	46677549336	5.5B11/PER/927-922/CL/G/E12/WGX 1FB T20	5.5	E12	90	2700 WG	15000	500	120	2340744	10/4320	CA, TN, PA
566695	929002991103	46677566692	5BA11/PER/UD/CL/G/E26/WGD 6/3PF T20	5	E26	95	2700 WG	15000	500	120	2395499	6/1176	TN
566687	929002991003	46677566685	5BA11/PER/UD/CL/G/E12/WGD 6/3PF T20	5	E26	95	2700 WG	15000	500	120	2392874	6/1176	PA
573378	929003085503	46677573379	5B11/PER/UD/CL/G/E26/WGD 6/3PF T20	5	E26	95	2700 WG	15000	500	120	2395500	6/1176	TN
564922	929002991503	46677564926	5BA11/PER/UD50/CL/G/E26/D 6/3PF T20	5	E26	95	5000	15000	500	120	2395504	6/1176	TN
F15 Candle 60W equivalent lamp dimming													
572669	929002091593	46677526622	5.5F15/PER/927-922/CL/G/E26/WGX 1PF T20	5.5	E26	90	2700 WG	15000	500	120	2340743	6/1764	CA, TN, PA
B11/BA11 Candles 75W equivalent lamps dimming													
564492	929002986603	46677564490	6.6/BA11/PER/UD/CL/G/E12+E26/WGD 3PF T20	6.6	E12 / E26	95	2700 WG	15000	600	120	Not ES	6/1176	CA, TN, PA
564500	929002986703	46677564506	5.5BA11/PER/UD50/CL/G/E12+E26/D 3PF T20	5.5	E12 / E26	95	5000	15000	700	120	Not ES	6/1176	CA, TN, PA

1. Tested to B50 L70 requirement. LED lifetime means the length of time (in hours) until half of the LED light sources maintain at least 70% of their initial lumen output (B50, L70).

PHILIPS

LED Bulbs

UFO



Less glare through
increased surface space

Why choose UFO LED Lamps?

- Highly efficient, modern aesthetic lamp and fixture in one
- Average life rating of 15,000 hours¹
- Lowers maintenance costs by reducing relamp frequency
- Contains no mercury
- Rugged plastic design



UFO LED plastic lamps

Catalog Number	Model Number	UPC Code	Product Description	Watts (W)	Base	CRI (min)	CCT (K)	Lifespan (hrs)	Lumens (lm)	Volts (V)	Energy Star	C/P Qty	Dist. Center
UFO 75W equivalent lamps													
576990	929002010553	46677576998	16UFO/PER/830/FR/P/E26/ND 4/1PF	16	E26	80	3000	15000	1150	110-240	No Category	4/560	TN
UFO 125W equivalent lamps													
577007	929002010753	46677577001	26UFO/PER/830/FR/P/E26/ND 4/1PF P/C	26	E26	80	3000	15000	1950	110-240	No Category	4/280	TN

1. Tested to B50 L70 requirement. LED lifetime means the length of time (in hours) until half of the LED light sources maintain at least 70% of their initial lumen output (B50, L70).



Unique designs provide form factors to fit standard applications



Why choose MasterClass Specialty LED Lamps?

- Huge energy savings when compared to halogen and incandescent lamps
- Average life rating of 15,000 hours¹
- Suitable for damp applications
- Lamps in this portfolio fit a variety of applications from task lighting in hotel and restaurants, landscape lighting and are ideal for decorative and ambient applications and more

MasterClass Specialty LED plastic lamps

Catalog Number	Model Number	UPC Code	Product Description	Watts (W)	Base	CRI (min)	CCT (K)	Lifespan (hrs)	Lumens (lm)	Volts (V)	Energy Star	C/P Qty	Dist. Center
MasterClass non-dimming lamps													
567180	929001844023	46677567187	1T3/G4/830/ND/12V 6/1PF	1	G4	80	3000	15000	100	12	No Category	6/2604	CA, TN, PA
567198	929001844223	46677567194	2T3/G4/830/ND 12V 6/1PF	2	G4	80	3000	15000	200	12	No Category	6/2604	CA, TN, PA
574038	929001224613	46677574031	0.5C7/LEDnight light/E12/MilkyND120V 2PF	0.5	E12	80	2700	15000	30	120	No Category	6/1974	TN

1. Tested to B50 L70 requirement. LED lifetime means the length of time (in hours) until half of the LED light sources maintain at least 70% of their initial lumen output (B50, L70).

Conventional lamps



Conventional lamps



Integrated CFL 117



Pin-Based CFL 118



T5, T8 & T12 Fluorescent 120



High Intensity Discharge (HID) 124



Incandescent 127



Portfolio to be discontinued at the end of 2023; limited inventory, suitable LED alternatives available



Why choose Integrated CFL Lamps?

- Shape and size similar to an incandescent A19
- Fits into incandescent fixtures
- Available in a wide variety of color temperatures
- Energy saving replacement for incandescent bulbs

Integrated Compact Fluorescent (CFL) lamps

Catalog Number	Model Number	UPC Code	Product Description	Base	Lumens	CCT (K)	Case/Pallet Qty	Distribution Center
GU24 Compact Fluorescent								
454199	929689791101	46677454197	EL/mdTQS 13W GU24	GU24	900	2700	6/3360	TN
454207	929689791301	46677454203	EL/mdTQS 18W GU24	GU24	1250	2700	6/1890	PA, CA, TN
454215	929689791501	46677454210	EL/mdTQS 23W GU24	GU24	1600	2700	6/1872	PA
Compact Fluorescent Twister								
414086	929689022201	46677414085	EL/mdTQS 26W T2 4.1K	Medium Screw	1800	4100	6/1632	TN
414094	929689022301	46677414092	EL/mdTQS 26W T2 5K	Medium Screw	1700	5000	6/1632	PA
413996	929689749502	46677413996	EL/mdTQ 13W T2	Medium Screw	900	2700	6/2700	PA, CA, TN
414011	929689749901	46677414016	EL/mdTQ 23W T2	Medium Screw	1600	2700	6/1872	PA, CA, TN
414037	929689799501	46677414030	EL/mdTQ 13W T2 4.1k	Medium Screw	900	4100	6/2700	PA, CA, TN
414060	929689799701	46677414061	EL/mdTQ 23W T2 4.1k	Medium Screw	1600	4100	6/1872	PA, CA, TN

PHILIPS

CFL Tubes

Pin-Based



Why choose Pin-Based CFL Lamps?

- Broad range of color temperatures available in 2700K, 3500K and 4100K
- Extended relamping cycles with up to 20,000 hours rated average life (based on 12 hours per start)
- High light output in a compact size with 80%+ lumen maintenance
- Energy saving system available without changing a ballast



Pin-Based Compact Fluorescent (CFL) lamps

Catalog Number	Model Number	UPC Code	Product Description	Base	Lumens	CCT (K)	Case/Pallet Qty	Distribution Center
PL-S 2-pin Compact Fluorescent								
146712	927900682721	46677146719	PL-S 5W/827/2P/ALTO	G23	250	2700	10/3250	PA, TN
148718	927901282721	46677148713	PL-S 7W/827/2P/ALTO	G23	400	2700	10/8960	PA
148734	927901284121	46677148737	PL-S 7W/841/2P/ALTO	G23	400	4100	10/3300	PA
148676	927901882721	46677148676	PL-S 9W/827/2P/ALTO	G23	600	2700	10/7420	PA, CA, TN
148700	927901884121	46677148706	PL-S 9W/841/2P/ALTO	G23	600	4100	10/7420	PA, CA, TN
146811	927902782721	46677146818	PL-S 13W/827/2P/ALTO	GX23	825	2700	10/6720	PA, CA, TN
146845	927902783521	46677146849	PL-S 13W/835/2P/ALTO	GX23	825	3500	10/6720	PA, CA, TN
146852	927902784121	46677146856	PL-S 13W/841/2P/ALTO	GX23	825	4100	10/6720	PA, CA, TN
146878	927902785021	46677146870	PL-S 13W/850/2P/ALTO	GX23	800	5000	10/6720	PA, CA, TN
PL-C 2-pin Compact Fluorescent								
383109	927904982730	46677109530	PL-C ALTO 13W/827 GX23-2 /2P 1CT	GX23-2	860	2700	10/5250	PA, CA, TN
383125	927904983530	46677111618	PL-C ALTO 13W/835 GX23-2 /2P 1CT	GX23-2	860	—	10/5250	PA, TN
383133	927904984030	46677110987	PL-C ALTO 13W/841 GX23-2 /2P 1CT	GX23-2	860	4000	10/5250	PA, TN
383182	927905783530	46677111632	PL-C 18W/835/2P/ALTO 10PK	G24D-2	1250	—	10/4500	PA, CA, TN
383190	927905784030	46677111663	PL-C 18W/841/2P/ALTO 10PK	G24D-2	1250	—	10/4500	TN
383216	927906182730	46677109554	PL-C 26W/827/2P/ALTO 10PK	G24D-3	1800	—	10/3750	PA, TN
383224	927906183030	46677114947	PL-C 26W/830/2P/ALTO 10PK	G24D-3	1800	—	10/3750	PA
383232	927906183530	46677111649	PL-C 26W/835/2P/ALTO 10PK	G24D-3	1800	3500	10/3750	PA, TN
383240	927906184030	46677111670	PL-C 26W/841/2P/ALTO 10PK	G24D-3	1800	—	10/3750	PA, CA, TN



(continued)

Pin-Based Compact Fluorescent (CFL) lamps

Catalog Number	Model Number	UPC Code	Product Description	Base	Lumens	CCT (K)	Case/Pallet Qty	Distribution Center
PL-C 4-pin Compact Fluorescent								
383257	927907182730	46677110727	PL-C 13W/827/4P/ALTO 10PK	G24Q-1	900	2700	10/4500	PA, TN
383265	927907183030	46677359348	PL-C 13W/830/4P/ALTO 10PK	G24Q-1	900	-	10/4500	PA, TN
383273	927907183530	46677237745	PL-C 13W/835/4P/ALTO 10PK	G24Q-1	900	3500	10/4500	PA, CA, TN
383281	927907184030	46677240004	PL-C 13W/841/4P/ALTO 10PK	G24Q-1	900	4000	10/4500	PA, CA, TN
383299	927907282730	46677110734	PL-C 18W/827/4P/ALTO 10PK	G24Q-2	1250	2700	10/4500	PA, CA, TN
383307	927907283030	46677359355	PL-C 18W/830/4P/ALTO 10PK	G24Q-2	1250	-	10/4500	PA, TN
383323	927907283530	46677240042	PL-C 18W/835/4P/ALTO 10PK	G24Q-2	1250	3500	10/4500	PA, CA, TN
383331	927907284030	46677240059	PL-C 18W/841/4P/ALTO 10PK	G24Q-2	1200	-	10/4500	PA, CA, TN
220418	927906884020	46677220419	PL-C 18W/841/XEW/4P/ALTO 14W	GX24Q-2	1100	4000	10/5250	PA, CA, TN
383372	927907384030	46677111779	PL-C 26W/41/4P/ALTO 10PK	G24Q-3	1800	4000	10/3750	PA, CA, TN
383349	927907382730	46677110741	PL-C 26W/827/4P/ALTO 10PK	G24Q-3	1800	2700	10/3750	PA, CA, TN
383356	927907383030	46677240257	PL-C 26W/830/4P/ALTO 10PK	G24Q-3	1800	-	10/3750	PA, TN
383364	927907383530	46677111748	PL-C 26W/835/4P/ALTO 10PK	G24Q-3	1800	3500	10/5250	PA, CA, TN
220475	927906783520	46677220471	PL-C 26W/835/XEW/4P/ALTO 21W	GX24Q-3	1525	3500	10/5250	PA
PL-L 4-pin Compact Fluorescent								
345009	927903108321	46677345006	PL-L 18W/830/4P	2G11	1250	3000	25/4000	PA
359323	927903183521	46677359324	PL-L 18W/835/4P	2G11	1250	3500	25/4000	PA, CA
345017	927903108421	46677345013	PL-L 18W/841/4P	2G11	1250	4100	25/1200	PA
345058	927903308321	46677345051	PL-L 24W/830/4P	2G11	1800	3000	25/2600	PA, TN
359331	927903383521	46677359331	PL-L 24W/835/4P	2G11	1800	3500	25/800	PA
345082	927903308421	46677345082	PL-L 24W/841/4P	2G11	1800	4000	25/800	TN
345116	927904508321	46677345112	PL-L 36W/830/4P	2G11	2900	3000	25/2000	PA
349423	927904583521	46677349424	PL-L 36W/835/4P	2G11	2900	3500	25/2000	PA, TN
345132	927904508421	46677345136	PL-L 36W/841/4P	2G11	2900	4000	25/2000	PA, TN
300426	927908008329	46677111786	PL-L 40W/830/4P/RS/IS	2G11	3300	3000	25/1750	PA, TN
209130	927908383021	46677209131	PL-L 40W/830/XEW/4P/IS 25W	2G11	2600	3000	25/1750	PA
300434	927908083529	46677111793	PL-L 40W/835/4P/RS/IS	2G11	3300	3500	25/1750	PA, CA, TN
209148	927908383521	46677209148	PL-L 40W/835/XEW/4P/IS 25W	2G11	2600	3500	25/1750	PA
300442	927908008429	46677111809	PL-L 40W/841/4P/RS/IS	2G11	3300	4000	25/1750	PA, CA, TN
209155	927908384121	46677209155	PL-L 40W/841/XEW/4P/IS 25W	2G11	2600	4100	25/400	PA
347534	927908583527	46677112684	PL-L 50W/835/4P/RS	2G11	4300	3500	25/1750	PA, CA
347708	927908508427	46677347703	PL-L 50W/841/4P/RS	2G11	4300	4100	25/1750	PA, CA, TN
PL-T 4-pin Compact Fluorescent								
458224	927910583550	46677268206	PL-T 18W/835/A/4P/ALTO	GX24Q-2	1200	3500	10/3280	PA, TN
458232	927910584150	46677268220	PL-T 18W/841/A/4P/ALTO	GX24Q-2	1200	4100	10/1500	PA
458257	927910983050	46677268237	PL-T 26W/830/A/4P/ALTO	GX24Q-3	1800	3000	10/3280	PA
458265	927910983550	46677268244	PL-T 26W/835/A/4P/ALTO	GX24Q-3	1800	3500	10/3280	PA, CA, TN
458273	927910984150	46677268251	PL-T 26W/841/A/4P/ALTO	GX24Q-3	1800	4100	10/3280	PA, CA, TN
458281	927911082750	46677384432	PL-T 32W/827/A/4P/ALTO	GX24Q-3	2400	2700	10/2870	PA, TN
458299	927911083050	46677268329	PL-T 32W/830/A/4P/ALTO	GX24Q-3	2400	3000	10/2870	PA, CA, TN
220210	927906983020	46677220211	PL-T 32W/830/XEW/A/4P/ALTO 27W	GX24Q-3	1875	3000	10/2870	PA, TN
458307	927911083550	46677268336	PL-T 32W/835/A/4P/ALTO	GX24Q-3	2400	3500	10/2870	PA, CA, TN
458315	927911084150	46677268725	PL-T 32W/841/A/4P/ALTO	GX24Q-3	2400	4100	10/2870	PA, CA, TN
149005	927911482720	46677149000	PL-T 42W/827/A/4P/ALTO	GX24Q-4	3200	2700	10/2460	PA, CA, TN
149013	927911483020	46677149017	PL-T 42W/830/A/4P/ALTO	GX24Q-4	3200	3000	10/2460	PA, TN
149021	927911483520	46677149024	PL-T 42W/835/A/4P/ALTO	GX24Q-4	3200	3500	10/2460	PA, CA, TN
220285	927908183520	46677220280	PL-T 42W/835/XEW/A/4P/ALTO 33W	GX24Q-4	2615	3500	10/2460	PA, TN
149039	927911484120	46677149031	PL-T 42W/841/A/4P/ALTO	GX24Q-4	2720	-	10/2460	PA, CA, TN
146324	927914083520	46677146320	PL-T 57W/835/A/4P	GX24Q-5	4300	3500	10/2050	PA
146332	927914084020	46677146337	PL-T 57W/841/A/4P	GX24Q-5	4300	4100	10/2050	PA, TN



Why choose T5, T8 & T12 Fluorescent Tubes?

- Outstanding lumen performance with 95% lumen maintenance
- Long life lamps available with up to 90K hours (based on 12 hour per start, operated on program start ballasts for Twice the Life lamps)
- Operates on existing ANSI ballasts and fits into existing fixtures
- 4' T8 lamp family contains only 1.7mg of mercury
- 25W and 28W energy saving products available for 4' T8 replacement options



T5, T8 & T12 Fluorescent tubes

Catalog Number	Model Number	UPC Code	Product Description	Base	Lumens	CCT (K)	Case/Pallet Qty	Dist. Center
T12 Linear Fluorescent Lamp								
141499	927882003311	46677141493	F15T12/CW 30PK	Medium Bi-pin	800	4100	30/600	PA, TN
273490	927883002901	46677273491	F20T12/WW ALTO 30PK	Medium Bi-pin	1250	3000	30/1440	PA
273326	927883003301	46677273323	F20T12/CW ALTO 30PK	Medium Bi-pin	1200	4100	30/1440	PA, CA, TN
273284	927883005405	46677273286	F20T12/D ALTO 30PK	Medium Bi-pin	1075	6500	30/1440	PA, CA, TN
132217	927886002905	46677132217	F30T12/WW/RS ALTO 30PK	Medium Bi-pin	2300	3000	30/720	PA
272427	927886003305	46677272425	F30T12/CW/RS ALTO 30PK	Medium Bi-pin	2250	4100	30/720	PA, CA, TN
376491	927886005403	46677376499	F30T12/D/RS ALTO 30PK	Medium Bi-pin	1950	6500	30/720	PA, CA, TN
423129	927887803704	46677423124	F40T12/CWSupreme/PLUS/ALTO 30PK	Medium Bi-pin	2550	4100	30/720	PA, CA, TN
423889	927887803901	46677423889	F40T12/CWSupreme/ALTO	Medium Bi-pin	2600	4100	30/720	PA, CA, TN
424002	927887803902	46677424008	F40T12/CWSupreme/ALTO TG	Medium Bi-pin	2250	4100	30/480	PA, CA, TN
423897	927888000213	46677423896	F40T12/C50Supreme/ALTO 30pk	Medium Bi-pin	2500	5100	30/720	PA, CA, TN
423186	927888004904	46677423186	F40T12/NX/ALTO 30PK	Medium Bi-pin	2200	3500	30/720	PA, CA, TN
273599	927888005709	46677273590	F40DX ALTO 30PK	Medium Bi-pin	2325	6500	30/720	PA, CA, TN
363218	927890003304	46677363215	F48T12/CW ALTO 15PK	Medium Bi-pin	2950	4100	15/675	PA
369785	927890203305	46677369781	F48T12/CW/HO ALTO 15PK	Recessed Double Contact	4050	4100	15/675	PA, CA, TN
369843	927890205402	46677369842	F48T12/D/HO ALTO 15PK	Single Pin	3400	6500	15/675	PA, CA, TN
369892	927893003308	46677369897	F72T12/CW ALTO 15PK	Single Pin	4450	4100	15/675	PA, CA, TN
369850	927893005403	46677369859	F72T12/D ALTO 15PK	Single Pin	3800	6500	15/675	PA
366518	927893203304	46677366513	F72T12/CW/HO ALTO 15PK	Recessed Double Contact	6350	4100	15/675	PA, CA, TN
366534	927893205402	46677366537	F72T12/D/HO ALTO 15PK	Recessed Double Contact	5600	6500	15/675	PA, CA, TN
214890	927894070501	46677214890	F96T12/DX/HO/ALTO 15PK	Recessed Double Contact	6750	6500	15/675	PA, CA, TN
423871	927895000211	46677423872	F96T12/C50Supreme/ALTO 15pk	Single Pin	5000	5000	15/675	PA, CA, TN
423194	927895003704	46677423193	F96T12/CW Supreme/ALTO 15PK	Single Pin	5000	4100	15/675	PA, CA, TN
423160	927895003705	46677423162	F96T12/CW Supreme/ALTO TG 15PK	Single Pin	5000	4100	15/675	TN
372821	927895005711	46677372828	F96T12/DX ALTO 15PK	Single Pin	4500	6500	15/675	PA, CA, TN
381764	927895203323	46677381769	TL F96T12/CW/HO-O ALTO 110W	Recessed Double Contact	8800	4100	15/675	PA, CA, TN
163014	927895203332	46677163013	F96T12/CW/HO-O ALTO TG 15PK	Recessed Double Contact	8800	4100	15/600	TN
381774	927895205408	46677381776	F96T12/D/HO-O ALTO 15PK	Recessed Double Contact	7800	6500	15/675	PA, CA, TN



(continued)

T5, T8 & T12 Fluorescent tubes

Catalog Number	Model Number	UPC Code	Product Description	Base	Lumens	CCT (K)	Case/Pallet Qty	Dist. Center
T12 Ubert Fluorescent Lamp								
423087	927862003702	46677423087	FB40/T12/CW Supreme/6 12PK	Medium Bi-pin	2300	4100	12/240	PA, CA, TN
423095	927862004902	46677423094	FB40/T12/NX/6 12PK	Medium Bi-pin	2300	3500	12/300	PA, CA, TN
219931	927862005704	46677219932	FB40DX/6 12PK	Medium Bi-pin	2250	6500	12/240	PA, CA, TN
T8 Linear Fluorescent Lamp								
571034	927825503311	46677571030	F30T8/CW ALTO 30PK	Medium Bi-pin	2200	4100	30/1440	PA, CA, TN
281881	927850083503	46677281885	F17T8/TL835/ALTO 30PK	Medium Bi-pin	1400	3500	30/2100	PA, CA, TN
281899	927850084102	46677281892	F17T8/TL841/ALTO 30PK	Medium Bi-pin	1400	4100	30/2100	PA, CA, TN
280909	927850085003	46677280901	F17T8/TL850 ALTO 30PK	Medium Bi-pin	1350	5000	30/2880	PA, TN
280933	927850183003	46677280932	F17T8/TL830/PLUS/ALTO 30PK	Medium Bi-pin	1400	3000	30/2100	PA, CA, TN
280941	927850183503	46677280949	F17T8/TL835/PLUS/ALTO 30PK	Medium Bi-pin	1400	3500	30/2100	PA, CA, TN
280958	927850184103	46677280956	F17T8/TL841/PLUS/ALTO 30PK	Medium Bi-pin	1400	4100	30/2100	PA, CA, TN
280966	927850185002	46677280963	F17T8/TL850/PLUS/ALTO 30PK	Medium Bi-pin	1300	5000	30/2100	PA, CA, TN
281931	927850186502	46677281939	F17T8/TL865 PLUS/ALTO 30PK	Medium Bi-pin	1300	6500	30/2880	PA, CA, TN
281907	927851083503	46677281908	F25T8/TL835/ALTO 30PK	Medium Bi-pin	2225	3500	30/1260	PA, CA, TN
281915	927851084102	46677281915	F25T8/TL841/ALTO 30PK	Medium Bi-pin	2225	4100	30/1260	PA, CA, TN
280925	927851085002	46677280925	F25T8/TL850 ALTO 30PK	Medium Bi-pin	2175	5000	30/1440	PA, TN
280974	927851183002	46677280970	F25T8/TL830/PLUS/ALTO 30PK	Medium Bi-pin	2225	3000	30/1260	PA, CA, TN
280982	927851183502	46677280987	F25T8/TL835/PLUS/ALTO 30PK	Medium Bi-pin	2225	3500	30/1440	PA, CA, TN
280990	927851184102	46677280994	F25T8/TL841/ALTO 30PK	Medium Bi-pin	2225	4100	30/1440	PA, CA, TN
281659	927852083002	46677281656	F32T8/TL830 PLUS ALTO HV 30PK	Medium Bi-pin	2950	3000	30/1050	PA, CA, TN
281675	927852083503	46677281670	F32T8/TL835 PLUS ALTO 30PK	Medium Bi-pin	2950	3500	30/1050	PA, CA, TN
283457	927852083504	46677283452	F32T8/TL835 PLUS ALTO TG 30PK	Medium Bi-pin	2950	3500	30/900	TN
281790	927852084104	46677281793	F32T8/TL841 PLUS ALTO HV 30PK	Medium Bi-pin	2950	4100	30/1050	PA, CA, TN
283465	927852084105	46677283469	F32T8/TL841 PLUS ALTO TG 30PK	Medium Bi-pin	2950	4100	30/900	TN
281816	927852085002	46677281816	F32T8/TL850 PLUS ALTO HV 30PK	Medium Bi-pin	2950	5000	30/1050	PA, CA, TN
283473	927852085003	46677283476	F32T8/TL850 PLUS ALTO TG 30PK	Medium Bi-pin	2950	5000	30/1440	PA, TN
281014	927852283103	46677281014	F32T8/ADV830/EW/ALTO 28W 30PK	Medium Bi-pin	2700	3000	30/1440	PA, CA, TN
282046	927852383103	46677282042	F32T8/ADV830/XEW/ALTO 25W 30PK	Medium Bi-pin	2400	3000	30/1440	TN
434027	927853283601	46677434021	F32T8/ADV835/2XL/ALTO II 28W 30PK	Medium Bi-pin	2650	3500	30/1440	TN
434035	927853284201	46677434038	F32T8/ADV841/2XL/ALTO II 28W 30PK	Medium Bi-pin	2650	4100	30/1440	PA, CA, TN
434043	927853285001	46677434045	F32T8/ADV850/2XL/ALTO II 28W 30PK	Medium Bi-pin	2600	5000	30/1440	PA, CA, TN
433960	927853483601	46677433963	F32T8/ADV835/2XL/ALTO II 25W 30PK	Medium Bi-pin	2400	3500	30/1200	PA
433978	927853484201	46677433970	F32T8/ADV841/2XL/ALTO II 25W 30PK	Medium Bi-pin	2400	4100	30/1200	PA, TN
280800	927869783102	46677280802	F32T8/ADV830 ALTO 30PK	Medium Bi-pin	2950	3000	30/1050	PA, CA, TN
280818	927869783603	46677280819	F32T8/ADV835 ALTO 30PK	Medium Bi-pin	2950	3500	30/1050	PA, CA, TN
280859	927869784203	46677280857	F32T8/ADV841 ALTO 30PK	Medium Bi-pin	2950	4100	30/1050	PA, CA, TN
280891	927869785102	46677280895	F32T8/ADV850 ALTO 30PK	Medium Bi-pin	2950	5000	30/1440	PA, CA, TN
582049	927803783005	46677582043	F32T8/TL830/ALTO 30PK	Medium Bi-pin	2960	3000	30/1200	PA, CA, TN
582056	927803783505	46677582050	F32T8/TL835/ALTO 30PK	Medium Bi-pin	2960	3500	30/1200	PA, CA, TN
582064	927803784105	46677582067	F32T8/TL841/ALTO 30PK	Medium Bi-pin	2960	4100	30/1200	PA, CA, TN
582072	927803785005	46677582074	F32T8/TL850/ALTO 30PK	Medium Bi-pin	2960	5000	30/1200	PA, CA, TN
582080	927803786505	46677582081	F32T8/TL865/ALTO 30PK	Medium Bi-pin	2900	6500	30/1200	PA, CA, TN
368340	927870583501	46677368340	F40T8/TL835 ALTO 25PK	Medium Bi-pin	3775	3500	25/1200	PA, CA
368472	927870584101	46677368470	F40T8/TL841 ALTO 25PK	Medium Bi-pin	3775	4100	25/1200	PA, TN
236794	927871084104	46677236793	F48T8/TL841/HO ALTO 25/1	Recessed Double Contact	4000	4100	25/1200	PA, CA, TN
479626	927871203901	46677479626	F32T8/TL941/ALTO 30PK	Medium Bi-pin	2600	4100	30/1050	PA, CA, TN
536508	927871203913	46677536503	F32T8/TL941/ALTO TG 30PK	Medium Bi-pin	2600	4100	30/1440	PA, CA, TN
479600	927871204901	46677479602	F32T8/TL935/ALTO 30PK	Medium Bi-pin	2625	3500	30/1050	PA, CA, TN
536490	927871204905	46677536497	F32T8/TL935/ALTO TG 30PK	Medium Bi-pin	2625	3500	30/1440	PA, TN
479592	927871205101	46677479596	F32T8/TL930/ALTO 30PK	Medium Bi-pin	2775	3000	30/1050	PA, CA, TN
479634	927871205501	46677479633	F32T8/TL950/ALTO 30PK	Medium Bi-pin	2600	5000	30/1050	PA, CA, TN
536516	927871205506	46677536510	F32T8/TL950/ALTO TG 30PK	Medium Bi-pin	2600	5000	30/1440	PA, CA, TN
479642	927871205701	46677479640	F32T8/TL965/ALTO 30PK	Medium Bi-pin	2600	6500	30/1050	PA, CA, TN
536482	927871205708	46677536480	F32T8/TL965/ALTO TG 30PK	Medium Bi-pin	2600	6500	30/1440	TN

(continued)



Why choose T5, T8 & T12 Fluorescent Tubes?

- Outstanding lumen performance with 95% lumen maintenance
- Long life lamps available with up to 90K hours (based on 12 hour per start, operated on program start ballasts for Twice the Life lamps)
- Operates on existing ANSI ballasts and fits into existing fixtures
- 4' T8 lamp family contains only 1.7mg of mercury
- 25W and 28W energy saving products available for 4' T8 replacement options



T5, T8 & T12 Fluorescent tubes

Catalog Number	Model Number	UPC Code	Product Description	Base	Lumens	CCT (K)	Case/Pallet Qty	Dist. Center
T8 Linear Fluorescent Lamp (continued)								
236885	927874084105	46677236885	F96T8/TL841/HO/PLUS ALTO 25/1	Recessed Double Contact	8200	4100	25/1200	PA, CA, TN
236893	927874085005	46677236892	F96T8/TL850/PLUS/HO/ALTO 25/1	Recessed Double Contact	8100	5000	25/1200	PA, CA, TN
236844	927874583505	46677236847	F96T8/TL835 PLUS ALTO 25/1	Medium Bi-pin	5700	3500	25/1200	PA, TN
236851	927874584106	46677236854	F96T8/TL841 PLUS ALTO 25/1	Medium Bi-pin	5900	4100	25/1200	PA, CA, TN
236869	927874585008	46677236861	F96T8/TL850 PLUS ALTO 25/1	Medium Bi-pin	5780	5000	25/1200	PA, CA, TN
209056	927942009520	46677209056	F32T8/TL950 SLV	Medium Bi-pin	2000	5000	25/1400	PA, CA, TN
407197	928022803325	46677367206	F15T8/CW 25PK	Medium Bi-pin	870	4100	25/4000	PA, CA, TN
407205	928022805425	46677378233	F15T8/D 25PK	Medium Bi-pin	750	6500	25/4000	PA, TN
T8 Ubert Fluorescent Lamp								
378976	927860083002	46677378974	FB32T8/TL830/6 ALTO 20PK	Medium Bi-pin	2800	3000	20/400	PA, CA, TN
379008	927860083502	46677379001	FB32T8/TL835/6 ALTO 20PK	Medium Bi-pin	2800	3500	20/400	PA, CA, TN
379024	927860084102	46677379025	FB32T8/TL841/6 ALTO 20PK	Medium Bi-pin	2800	4100	20/400	PA, CA, TN
378802	927860085003	46677378806	FB32T8/TL850/6 ALTO 20PK	Medium Bi-pin	2750	5000	20/400	PA, CA, TN
204214	927860183601	46677204211	FB32T8/ADV835/6/XEW/ALTO 25W	Medium Bi-pin	2400	3500	20/400	PA
204230	927860184201	46677204235	FB32T8/ADV841/6/XEW/ALTO 25W	Medium Bi-pin	2400	4100	20/400	PA, CA, TN
226712	927861283002	46677226718	FB31T8/TL830/ALTO 15/1	Medium Bi-pin	2775	3000	15/1080	PA
226720	927861283502	46677226725	FB31T8/TL835/ALTO 15/1	Medium Bi-pin	2775	3500	15/840	PA, CA, TN
226746	927861284101	46677226749	FB31T8/TL841/ALTO 15/1	Medium Bi-pin	2775	4100	15/840	PA, CA, TN

Fluorescent Tubes

T5, T8 & T12



(continued)

Catalog Number	Model Number	UPC Code	Product Description	Base	Lumens	CCT (K)	Case/Pallet Qty	Dist. Center
T5 Linear Fluorescent Lamp								
162982	927893184102	46677162986	F54T5/841/HO/ALTO TG 40PK	Miniature Bi-pin	5000	4100	40/1000	PA, CA, TN
166868	927893185001	46677166861	F54T5/850/HO/ALTO TG	Miniature Bi-pin	5000	5000	40/1000	PA, CA, TN
230771	927990483022	46677230777	14W/830 Min Bi-pin T5 HE ALTO UNP/40	Miniature Bi-pin	1350	3000	40/5280	PA
230797	927990483522	46677230791	14W/835 Min Bi-pin T5 HE ALTO UNP/40	Miniature Bi-pin	1350	3500	40/4000	PA, CA, TN
230805	927990484022	46677230807	14W/841 Min Bi-pin T5 HE ALTO UNP/40	Miniature Bi-pin	1350	4100	40/8640	PA, CA, TN
230847	927990683022	46677230845	28W/830 Min Bi-pin T5 HE ALTO UNP/40	Miniature Bi-pin	2900	3000	40/2000	PA, TN
230854	927990683522	46677230852	28W/835 Min Bi-pin T5 HE ALTO UNP/40	Miniature Bi-pin	2900	3500	40/2640	PA, CA, TN
230862	927990684022	46677230869	28W/841 Min Bi-pin T5 HE ALTO UNP/40	Miniature Bi-pin	2900	4000	40/2000	PA, CA, TN
230813	927990883022	46677230814	F21T5/830/ALTO 40PK	Miniature Bi-pin	2100	3000	40/3520	PA
230821	927990883522	46677230821	21W/835 Min Bi-pin T5 HE ALTO UNP/40	Miniature Bi-pin	2100	3500	40/3520	PA, CA, TN
230839	927990884022	46677230838	F21T5/841/ALTO 40PK	Miniature Bi-pin	2100	4000	40/3520	PA, TN
406314	927991383531	46677406318	F28T5 835 HE EA ALTO 25W	Miniature Bi-pin	2900	3500	40/1000	PA
220509	927991983531	46677220501	F54T5 835 HO EA ALTO 49W	Miniature Bi-pin	5000	3500	40/4320	PA
220525	927991984031	46677220525	F54T5 841 HO EA ALTO 49W	Miniature Bi-pin	5000	4000	40/2640	PA, CA
406496	927991985031	46677406493	F54T5 850 HO EA ALTO 49W	Miniature Bi-pin	5000	5000	40/2640	PA
290197	927992183022	46677290191	F24T5/830/HO/ALTO 40PK	Miniature Bi-pin	2000	3000	40/8640	PA
290205	927992183522	46677290207	24W/835 Min Bi-pin T5 HO ALTO UNP	Miniature Bi-pin	2000	3500	40/5280	PA, TN
290213	927992184022	46677290214	24W/841 Min Bi-pin T5 HO ALTO UNP	Miniature Bi-pin	2000	4000	40/8640	PA, TN
290221	927992683022	46677290221	39W/830 Min Bi-pin T5 HO ALTO UNP	Miniature Bi-pin	3500	3000	40/3520	PA, TN
290239	927992683522	46677290238	39W/835 Min Bi-pin T5 HO ALTO UNP	Miniature Bi-pin	3500	3500	40/3520	PA
290254	927992684022	46677290252	39W/841 Min Bi-pin T5 HO ALTO UNP	Miniature Bi-pin	3500	4000	40/3520	PA, CA
230888	927992783022	46677230883	F35T5/830 40PK	Miniature Bi-pin	3650	3000	40/2000	PA
230953	927992784022	46677230951	F35T5/841 40PK	Miniature Bi-pin	3650	4100	40/2000	PA
417816	927992883531	46677417819	F54T5/835/HO/XEW/ALTO/44W	Miniature Bi-pin	4520	3500	40/4320	PA
417824	927992884031	46677417826	F54T5/841/HO/XEW/ALTO 44W	Miniature Bi-pin	4520	4100	40/2640	TN
417832	927992885031	46677417833	F54T5/850/HO/XEW/ALTO/44W	Miniature Bi-pin	4300	5000	40/4320	PA
290262	927993183022	46677290269	54W/830 Min Bi-pin T5 HO ALTO UNP	Miniature Bi-pin	5000	3000	40/2640	PA
290288	927993183522	46677290283	54W/835 Min Bi-pin T5 HO ALTO UNP	Miniature Bi-pin	5000	3500	40/2640	PA, TN
290833	927993184022	46677290832	54W/840 Min Bi-pin T5 HO ALTO UNP	Miniature Bi-pin	5000	4000	40/1000	PA, CA, TN
135103	927993185022	46677135102	F54T5/850/HO/ALTO 40PK	Miniature Bi-pin	5000	5000	40/2640	PA, CA, TN
147454	927993186522	46677147457	F54T5/865/HO/ALTO 40PK	Miniature Bi-pin	4750	6500	40/2640	PA, CA, TN
332478	928001003321	46677114640	F8T5/CW PH 25PK	Miniature Bi-pin	400	4100	25/6000	PA, CA, TN
332536	928001503332	46677115142	F13T5/CW PH 25PK	Miniature Bi-pin	820	4100	25/4000	PA, TN
207035	928001508332	46677207038	F13T5/30U 25PK	Miniature Bi-pin	1000	3000	25/4000	PA
T5 Circular Fluorescent Lamp								
166017	927965083013	8711500640956	MASTER TL5 Circular 22W/830 1CT/10	2GX13	1800	3000	10/450	PA, TN
T9 Circular Fluorescent Lamp								
392225	928028483035	46677392222	FC8T9/SOFT WHITE/22W/8 12 PK	4-pin	1150	3000	10/600	TN
391169	928028403335	46677391164	FC8T9/COOL WHITE PLUS	4-pin	1050	4100	10/600	TN
392357	928028405435	46677392352	FC8T9/DAYLX/22W/8 12PK	4-pin	910	6500	10/600	TN
391227	928028683035	46677391225	FC12T9/SOFTWHITE/32W/12 12PK	4-pin	1900	3000	10/432	TN
391177	928028603335	46677391171	FC12T9/COOL WHITE PLUS	4-pin	1800	4100	10/432	TN
262600	928028605435	46677262600	FC12T9/DAYLIGHT DELUXE 12PK	4-pin	1570	6500	10/432	TN
391185	928028803335	46677391188	FC16T9/COOL WHITE PLUS	4-pin	2500	4100	10/216	TN

HID Lamps

High Intensity Discharge



Why choose High Intensity Discharge (HID) lamps?

- Use HID lamps in existing fixtures for easy relamping option
- Non-cycling HPS lamp life up to 40K hours (based on 10 hours per start)
- Low wattage CDM (Ceramic Metal Halide) lamps have excellent color - up to 92CRI and are available in compact sizes
- Energy Advantage CDM Lamp with AllStart Technology can be used in probe pulse start metal halide ballasts



High Intensity Discharge (HID) lamps

Catalog Number	Model Number	UPC Code	Product Description	Base	Lumens	CCT (K)	Case/Pallet Qty	Dist. Center
MasterColor Ceramic Metal Halide								
408500	928183505115	46677408503	MC CDM-Tm Elite Mini 20W/830 GU6.5 1CT	GU6.5	18000	—	12/2592	PA, TN
418798	928187405115	46677418793	MASTERC CDM-Tm Elite Mini 35W/930 GU6.5	GU6.5	3900	2900	12/2592	PA
140400	928087905115	46677140403	CDM20/TM/830 12PK	PGJ5	1650	3000	12/2592	PA
211391	928093905115	46677211394	CDM 35/TM/930	PGJ5	3000	3000	12/2592	PA, TN
373720	928085205115	46677373726	CDM-TC 35W/830 G8.5 T4 CL	G8.5	3300	3000	12/2592	PA, TN
373738	928086505115	46677373733	CDM-TC 70W/830 G8.5 T4 CL	G8.5	6400	3000	12/2592	PA, TN
208835	928099905115	46677208837	CDM-TC 35W/842 G8.5.1CT/12	G8.5	3300	4200	12/2592	PA, TN
409169	928189105115	46677409166	MASTERColor CDM-TC Elite 35W/930 G8.5	G8.5	4000	3000	12/2592	PA, TN
410472	928183305115	46677410476	MC CDM-T Elite 20W830 G12 T6 CL 1CT/12	G12	1800	3000	12/2592	PA, CA, TN
409144	928185205115	46677409142	MASTERColor CDM-T Elite 35W/930 G12 1CT	G12	4000	3000	12/2592	PA, TN
409151	928185305115	46677409159	MASTERColor CDM-T Elite 70W/930 G12 1CT	G12	7650	3000	12/2592	PA
223289	928083105115	46677223281	CDM-T 35W/830 G12 T6 CL	G12	3300	3000	12/2592	PA, TN
223370	928082305115	46677223373	CDM-T 70W/830 G12 T6 CL	G12	6600	3070	12/2592	PA, TN
281378	928084505115	46677281373	CDM-T 70W/942 G12 T6 CL	G12	6600	4200	12/2592	PA
232728	928083705115	46677232726	CDM150/T6/830 12PK	G12	14000	3000	12/2592	PA, TN
373696	928084605115	46677373696	CDM150/T6/942 12PK	G12	12700	4200	12/2592	PA
231605	928082205115	46677231606	CDM-TD 70W/830 RX7s T6 CL	RX7s	5750	3000	12/1872	PA
MasterColor Ceramic Metal Halide MR16 lamps								
421669	928191105315	46677421663	CDM-Rm Elite Mini 20W/830 GX10 MR16 25D	GX10	1050	3000	12/2220	PA, CA, TN

HID Lamps

High Intensity Discharge



(continued)

High Intensity Discharge (HID) lamps

Catalog Number	Model Number	UPC Code	Product Description	Base	Lumens	CCT (K)	Case/Pallet Qty	Dist. Center
MasterColor Ceramic Metal Halide Par lamps								
434191	928050100615	46677434199	MC CDM-R Elite 35W/930 E26 PAR20 30D	Medium Screw	2000	3000	12/1620	PA, TN
426486	928108400615	46677426484	MC CDM-R Elite 35W/930 E26 PAR30L 30D	Medium Screw	2700	3000	6/588	PA
426544	928109800615	46677426545	MC CDM-R Elite 70W/930 E26 PAR30L 40D	Medium Screw	4900	3000	6/588	PA
456475	928493630901	46677456474	CDM70/PAR38/FL/3K ALTO ELITE 12PK	Medium Screw	4800	3000	12/540	TN
456517	928494030901	46677456511	CDM100/PAR38/FL/3K ALTO ELITE 12PK	Medium Screw	6800	—	12/540	TN
456533	928494230901	46677456535	CDM100/PAR38/FL/4K ALTO ELITE 12PK	Medium Screw	5400	4200	12/540	PA
MasterColor Ceramic Metal Halide								
423681	928601173701	46677423681	MHC50/U/MP/3K ELITE	Medium Screw	4800	3000	12/864	PA, TN
429944	928601177801	46677429942	MHC50/U/MP/4K ELITE	Medium Screw	5000	4000	12/864	TN
419473	928601173302	46677419479	MHC70/U/M/3K ELITE	Medium Screw	7700	3000	12/864	PA, TN
423707	928601173801	46677423704	MHC70/U/MP/3K ELITE	Medium Screw	6700	2900	12/864	PA, CA, TN
429902	928601177401	46677429904	MHC70/U/M/4K ELITE	Medium Screw	7100	4200	12/864	PA, CA, TN
429950	928601177901	46677429959	MHC70/U/MP/4K ELITE	Medium Screw	6500	4000	12/864	TN
419515	928601173502	46677419516	MHC100/U/M/3K ELITE	Medium Screw	10150	3000	12/864	PA, CA, TN
423673	928601174001	46677423674	MHC100/U/MP/3K ELITE	Medium Screw	10000	3000	12/864	PA, CA, TN
429886	928601177601	46677429881	MHC100/U/M/4K ELITE	Medium Screw	10500	4200	12/864	CA, TN
429936	928601178101	46677429935	MHC100/U/MP/4K ELITE	Medium Screw	10000	4000	12/864	PA, TN
377200	928601170401	46677377205	MHC150/U/M/4K ALTO 12PK	Medium Screw	13000	4000	12/864	PA, CA, TN
134635	928601171501	46677134631	MHC150/U/MP/3K ALTO 12PK	Medium Screw	12900	3000	12/864	PA, TN
377242	928601171701	46677377243	MHC150/U/MP/4K ALTO 12PK	Medium Screw	12000	4000	12/864	TN
430686	928601178401	46677430689	CDM100/U/PS/4K ED23.5 - Elite	MOG	9900	4180	12/432	TN
CosmoWhite Metal Halide Lamps								
157321	928088805105	46677157326	CPO-TW 140W/728 White PGZ12	PGZ12	16500	2860	12/2376	PA
406041	928093505105	46677406042	CPO-TW 90W/728 White PGZ12	PGZ12	10450	2750	12/2376	PA
Metal Halide Lamps								
207563	928601162202	46677207564	MP250/BU/PS 12PK	Ext. Eyelet Excl. Mogul base	23800	3800	12/480	PA
130674	928601179201	46677130671	MP360/BU/EW 6PK	Ext. Eyelet Excl. Mogul base	36000	4000	6/216	PA, TN
133322	928601157903	46677133320	MP400/BU 6 PK	Ext. Eyelet Excl. Mogul base	40000	4000	6/216	PA, CA, TN
133348	928601158102	46677133344	MP400/BU/PS 6PK	Ext. Eyelet Excl. Mogul base	41000	3800	6/216	PA, TN
281188	928601179601	46677281182	MP1000/BU 6PK	Ext. Eyelet Excl. Mogul base	107000	3500	6/90	PA, TN
137505	928485800191	46677137502	MH 70W/640 E26 CL 1SL/24	Medium Screw	5600	4000	24/	PA
137513	928485900191	46677137519	MH 100W/640 E26 CL 1SL/24	Medium Screw	9000	4000	24/1152	PA, CA, TN
313585	928601122311	46677114169	MH175/U/M 12PK	Medium Screw	14000	4000	12/1428	PA, CA, TN
287334	928601150313	46677287337	MH175/U 12PK	MOG	14000	4300	12/480	PA, CA, TN
287284	928601150403	46677287283	MH175/C/U 12PK	MOG	13300	3900	12/480	PA
274845	928601150813	46677274849	MH250/U 12PK	MOG	21000	4000	12/480	PA, CA, TN
291690	928601150903	46677291693	MH250/C/U 12PK	MOG	20000	3700	12/480	PA
426023	928601151303	46677426026	MH400/U/ED28 12PK	MOG	36000	4000	12/384	PA, CA, TN
232520	928601165501	46677232528	PS MH Std 400W/640 CW Mog ED28 1SL	MOG	44000	4000	12/480	PA, CA, TN
232538	928601165601	46677232535	PS MH Std 400W/640 Mog ED28 1WR	MOG	40000	4000	12/480	PA, CA, TN
274498	928601172301	46677274498	MH400/U 6PK	MOG	39000	3900	6/144	PA, CA, TN
321505	928601179701	46677321505	MH1000/U/BT37 6PK	MOG	110000	4000	6/216	PA, CA, TN
415224	928601179901	46677415228	MH1000/U 6PK	MOG	110000	4000	6/90	PA, CA, TN
131623	928601179401	46677131623	MH1500/U 6PK	MOG	17000	4000	6/90	PA, CA, TN

HID Lamps

High Intensity Discharge

(continued)



Why choose High Intensity Discharge (HID) lamps?

- Use HID lamps in existing fixtures for easy relamping option
- Non-cycling HPS lamp life up to 40K hours (based on 10 hours per start)
- Low wattage CDM (Ceramic Metal Halide) lamps have excellent color - up to 92CRI and are available in compact sizes
- Energy Advantage CDM Lamp with AllStart Technology can be used in probe pulse start metal halide ballasts



High Intensity Discharge (HID) lamps

Catalog Number	Model Number	UPC Code	Product Description	Base	Lumens	CCT (K)	Case/Pallet Qty	Dist. Center
Ceramalux Dual Arc High Pressure Sodium Lamps								
377176	928601145501	46677377175	C250S50/2 12PK	MOG	27500	2100	12/288	PA, TN
265611	928601145601	46677265618	C150S55/2 12PK	Mogul	15600	2100	12/672	PA
265603	928601145701	46677265601	C100S54/2 12PK	MOG	9100	2150	12/672	PA, CA
Ceramalux High Pressure Sodium Lamps								
368837	928601139205	46677368838	C1000S52/ALTO	MOG	130000	2100	6/240	PA, CA, TN
467373	928601139391	46677467371	SON 400W E39 ED58 CL SL/12	MOG	50000	2100	12/432	PA, CA, TN
467217	928601139490	46677467210	SON 250W E39 ED58 CL SL/12	MOG	27000	2100	12/432	PA, CA, TN
467225	928601139590	46677467227	C200S66/ALTO 12PK	MOG	21400	2050	12/432	PA
467233	928601139790	46677467234	SON 150W E39 ED75 CL SL/12	MOG	15800	2100	12/960	PA, CA, TN
467241	928601139890	46677467241	SON 100W E39 ED75 CL SL/12	MOG	9400	2100	12/960	PA, CA, TN
467258	928601139990	46677467258	SON 70W E39 ED75 CL SL/12	MOG	6500	2100	12/960	PA, CA, TN
323865	928601140701	46677323868	C1000S52/ED37 6PK	MOG	125000	2100	6/144	PA, CA, TN
467274	928601143590	46677467272	C100S54/M PH 12PK	Medium Screw	9500	2100	12/2268	PA, TN
467316	928601147490	46677467319	SON 150W E26 BD54 CL SL/12	Medium Screw	16000	2100	12/2268	PA, CA, TN
Ceramalux Non-Cycling High Pressure Sodium Lamps								
467324	928601155990	46677467326	C70S62/ALTO NC HPS 12PK	MOG	6300	2100	12/960	TN
467332	928601156090	46677467333	C150S55/ALTO NC HPS 12PK	MOG	16000	2100	12/960	PA, TN
467340	928601156190	46677467340	C250S50/ALTO NC HPS 12PK	MOG	29000	2100	12/432	PA
467357	928601156290	46677467357	C100S54/ALTO NC HPS 12PK	MOG	10000	2100	12/960	TN
467365	928601156390	46677467364	C400S51/ALTO NC HPS 12PK	MOG	49000	2100	12/432	PA, CA, TN



Why choose Incandescent lamps?

- Simple to replace and use in existing applications
- Provides soft white light that end users are familiar with
- Heat lamps will provide warmth where needed

Incandescent lamps

Catalog Number	Model Number	UPC Code	Product Description	Base	Lumens	CCT (K)	Case/Pallet Qty	Dist. Center
GSL Incandescent R14/R16¹								
569624	925174335653	46677569624	INC R16 40W E26 120V CL 1PF/6 TP	E26	250	2800	6/3564	TN
569491	925173136353	46677569495	INC R14 40W E17 120V WH 1PF/6 TP	E17	250	2800	6/3564	TN
GSL Incandescent Candle B Shape¹								
570093	925240536353	46677570095	INC BA9.5 40W E26 120V LL CL 2PF/6 TP	E26	300	2550	12/3600	TN
GSL Incandescent Appliance A15 Lamps²								
390773	925274136322	46677390778	BC-40A15/LL 120V 6/2	E26	400	2700	12/864	TN
GSL Incandescent Tubular & Appliances²								
416271	925181136304	46677416270	BC25T7N 120V 6/1 TP	E17	200	2800	6/3168	TN
569913	925150017153	46677569914	INC S8 13W BA15S 12V CL 2PF/12	S.C. Bayonet	200	2800	24/10980	TN
Incandescent Heat Lamps³								
145516	923813534608	46677116262	175PAR38/HEAT/CL 120V 12/1	MED SKT	N/A	2700	12/540	PA, CA, TN
583153	923800936301	46677583156	125PAR38/HEAT/CL 120V 12/1	MED SKT	N/A	2700	12/720	PA, CA, TN

The US Code of Federal Regulations defines "General Service Lamp" in 10 CFR 430.2. All lamps on this page are exempted by the definition and therefore the 45 lm/W minimum from 10 CFR 430.32(dd) does not apply to them. There are some states where these products are not available due to individual state regulations. The exemption reason is given for each lamp type by the footnote:

1. < 310 lm 2. Appliance lamp 3. Infrared lamp

Drivers & Ballasts



Drivers & Ballasts



TLED Drivers

129



Ballasts


130



Advance TLED drivers

Advance TLED drivers set the standard for performance

Slim profile housing enables easy installation with excellent thermal performance.



Why choose Advance Drivers & Ballasts?

- Enables simple, fast, flexible application-specific configurations for both indoor and outdoor applications
- Enables fixture designs with comprehensive application coverage for various loads and lumen levels
- Broad selection in terms of power, input main voltage and can sizes

Advance TLED drivers

Catalog Number	Model Number	Product Description	Compliance	Dimming	Distribution Center
Centium TLED Driver					
ICN2P13TLEDN35M	913701269202	TLED Driver (2) 13W T8 120-277V	cULus, RoHS	—	TN, CA, PA, TX
ICN2P15TLEDN35M	913701269502	TLED Driver (2) 15W T8 120-277V	cULus, RoHS	—	TN, CA, PA, TX
ICN2P16TLEDELN35M	913701267102	TLED Driver (2) 16W T8 120-277V	cULus, RoHS	—	TN, CA, PA, TX
ICN2P16TLEDHLN35M	913701267002	TLED Driver (2) 16W T8 120-277V	cULus, RoHS	—	TN, CA, PA, TX
ICN2P16TLEDN35M	913701265702	TLED Driver (2) 16W T8 120-277V	cULus, RoHS	—	TN, CA, PA, TX
ICN2S24TLED90CN35M	913701268702	TLED Driver (2) 24W T5HO 120-277V	cULus, RoHS	—	TN, CA, PA, TX
ICN2P35TLEDN35M	929001790813	TLED Driver (2) 35W T8 120-277V	cULus, RoHS	—	TN, CA, PA, TX
ICN3P13TLEDN35M	913701269302	TLED Driver (3) 13W T8 120-277V	cULus, RoHS	—	TN, CA, PA, TX
ICN3P15TLEDN35M	913701269602	TLED Driver (3) 15W T8 120-277V	cULus, RoHS	—	TN, CA, PA, TX
ICN3P16TLEDN35M	913701266402	TLED Driver (3) 16W T8 120-277V	cULus, RoHS	—	TN, CA, PA, TX
ICN4S24TLED90C2LSG	913701268802	TLED Driver (4) 24W T5HO 120-277V	cULus, RoHS	—	TN, CA, PA, TX
ICN4P13TLEDN35M	913701269402	TLED Driver (4) 13W T8 120-277V	cULus, RoHS	—	TN, CA, PA, TX
ICN4P15TLEDN35M	913701269702	TLED Driver (4) 15W T8 120-277V	cULus, RoHS	—	TN, CA, PA, TX
ICN4P16TLEDHLSC35M	913701266902	TLED Driver (4) 16W T8 120-277V	cULus, RoHS	—	TN, CA, PA, TX
ICN4P16TLEDN35M	913701265802	TLED Driver (4) 16W T8 120-277V	cULus, RoHS	—	TN, CA, PA, TX
Mark 7, 0-10V TLED driver					
IZT2P15TLEDN35M	929002739013	Dimming TLED Driver (2) 15W TLED 120-277V	DLC, cULus, RoHS	Yes	TN, CA, PA, TX
IZT3P15TLEDN35M	929002739113	Dimming TLED Driver (3) 15W TLED 120-277V	DLC, cULus, RoHS	Yes	TN, CA, PA, TX
IZT4P15TLEDN35M	929002739213	Dimming TLED Driver (4) 15W TLED 120-277V	DLC, cULus, RoHS	Yes	TN, CA, PA, TX

Advance ballasts

Reliable and energy-efficient, optimal choice for a broad range of replacement and retrofit commercial applications



Advance ballasts

Catalog Number	Model Number	Product Description	Compliance	Dimming	Distribution Center
Ambistar Ballast					
RELB2S40N35I	913701218101	Electronic Ballast (2) F40T12 120V	UL, CSA, RoHS	—	TN, CA, PA, TX
Centium Ballast					
ICN1P32N35I	913710852301	Electronic Ballast (1) F32T8 120-277V	UL, CSA, RoHS	—	TN, CA, PA, TX
ICN2P32N35I	913710842701	Electronic Ballast (2) F32T8 120-277V	UL, CSA, RoHS	—	TN, CA, PA, TX
ICN3P32N35I	913701220201	Electronic Ballast (3) F32T8 120-277V	UL, CSA, RoHS	—	TN, CA, PA, TX
ICN4P32N35I	913701220301	Electronic Ballast (4) F32T8 120-277V	UL, CSA, RoHS	—	TN, CA, PA, TX
ICN2S40N35I	913710855801	Electronic Ballast (2) F40T12 120-277V	UL, CSA, RoHS	—	TN, CA, PA, TX
ICN2P60N35I	913701261901	Electronic Ballast (2) F96T12 120-277V	UL, CSA, RoHS	—	TN, CA, PA, TX
ICN2S110SC35I	913701212601	Electronic Ballast (2) F96T12/HO 120-277V	UL, CSA, RoHS	—	TN, CA, PA, TX
ICN2S24N35M	913701248702	Electronic Ballast (2) F28T5 120-277V	UL, CSA, RoHS	—	TN, CA, PA, TX
ICN2S54N35I	913701235101	Electronic Ballast (2) F54T5/HO 120-277V	UL, CSA, RoHS	—	TN, CA, PA, TX
ICN2S54T35I	913701253301	Electronic Ballast (2) F54T5/HO 120-277V	UL, CSA, RoHS	—	TN, CA, PA, TX
ICN2S24T35I	913701253001	Electronic Ballast (2) F24T5/HO 120-277V	UL, CSA, RoHS	—	TN, CA, PA, TX
ICN2S39T35I	913701253201	Electronic Ballast (2) F39T5/HO 120-277V	UL, CSA, RoHS	—	TN, CA, PA, TX
ICN2S5490CN35I	913701246101	Electronic Ballast (2) F54T5/HO 120-277V	UL, CSA, RoHS	—	TN, CA, PA, TX
ICN2S5490CT35I	913701253401	Electronic Ballast (2) F54T5/HO 120-277V	UL, CSA, RoHS	—	TN, CA, PA, TX
ICN4S5490C2LSG35I	913710268501	Electronic Ballast (4) F54T5/HO 120-277V	UL, CSA, RoHS	—	TN, CA, PA, TX
ICNIS80T35M	913701252902	Electronic Ballast (1) F80T5/HO 120-277V	UL, CSA, RoHS	—	TN, CA, PA, TX
Magnetic HID Ballast					
71A5081001D	913701147701	MH BAL 35/39W M130 120/277V KIT	UL, CSA, RoHS	—	TN, CA, PA, TX
71A5181001D	913710635601	MH BAL 50W M110 120/277V KIT	UL, CSA, RoHS	—	TN, CA, PA, TX
71A5390001D	913700533009	MH BAL 100W M90/140 QUAD KIT	UL, CSA, RoHS	—	TN, CA, PA, TX
71A5492001D	913710606201	MH BAL 150W M102/142 QUAD KIT	UL, CSA, RoHS	—	TN, CA, PA, TX
71A5570001D	913700534109	MH BAL 175W M57 QUAD KIT	UL, CSA, RoHS	—	TN, CA, PA, TX
71A5593001D	913700503051	MH BAL 175W M137/M152 QUAD KIT	UL, CSA, RoHS	—	TN, CA, PA, TX
71A5750001D	913710413801	MH BAL 250W M58 5-TAP KIT	UL, CSA, RoHS	—	TN, CA, PA, TX
71A5752001D	913701122311	MH BAL 250W M138/M153 5-TAP KIT	UL, CSA, RoHS	—	TN, CA, PA, TX
71A5770001D	913700534809	MH BAL 250W M58 QUAD KIT	UL, CSA, RoHS	—	TN, CA, PA, TX
71A5892001D	913700535309	MH BAL 320W M132/154 QUAD KIT	UL, CSA, RoHS	—	TN, CA, PA, TX
71A6051001D	913710414201	MH BAL 400W M59 5-TAP KIT	UL, CSA, RoHS	—	TN, CA, PA, TX
71A6071001D	913700525409	MH BAL 400W M59 QUAD KIT	UL, CSA, RoHS	—	TN, CA, PA, TX
71A6092001D	913700535809	MH BAL 400W M135/155 QUAD KIT	UL, CSA, RoHS	—	TN, CA, PA, TX
71A6552001	913710401201	MH BAL 1000W M47 5-TAP KIT	UL, CSA, RoHS	—	TN, CA, PA, TX
71A6553001	913701121502	MH BAL 1000W M141 5-TAP KIT	UL, CSA, RoHS	—	TN, CA, PA, TX
71A6593001	913710651101	MH BAL 1000W M141 QUAD KIT	UL, CSA, RoHS	—	TN, CA, PA, TX
71A7801001D	913700537609	HPS BAL 50W S68 120/277V KIT	UL, CSA, RoHS	—	TN, CA, PA, TX
71A7891001D	913701115201	HPS BAL 50W S68 QUAD KIT	UL, CSA, RoHS	—	TN, CA, PA, TX
71A7971001D	913700501309	HPS BAL 70W S62 QUAD KIT	UL, CSA, RoHS	—	TN, CA, PA, TX
71A8071001D	913700556409	HPS BAL 100W S54 QUAD KIT	UL, CSA, RoHS	—	TN, CA, PA, TX
71A8172001D	913700556509	HPS BAL 150W S55 QUAD KIT	UL, CSA, RoHS	—	TN, CA, PA, TX
71A8251001D	913710414701	HPS BAL 250W S50 5-TAP KIT	UL, CSA, RoHS	—	TN, CA, PA, TX
71A8271001D	913700556609	HPS BAL 250W S50 QUAD KIT	UL, CSA, RoHS	—	TN, CA, PA, TX
71A8453001D	913710414801	HPS BAL 400W S51 5-TAP KIT	UL, CSA, RoHS	—	TN, CA, PA, TX
71A8753001	913710405501	HPS BAL 1000W S52 5-TAP KIT	UL, CSA, RoHS	—	TN, CA, PA, TX



Advance ballasts

(continued)



Advance ballasts

Catalog Number	Model Number	Product Description	Compliance	Dimming	Distribution Center
Mark 7 Ballast					
IZT2PSP32SC35I	913701260901	Electronic Ballast (2) F32T8 120-277V	UL, CSA, RoHS	Yes	TN, CA, PA, TX
IZT3PSP32SC35I	913701261701	Electronic Ballast (3) F32T8 120-277V	UL, CSA, RoHS	Yes	TN, CA, PA, TX
IZT4PSP32G35M	913701251002	Electronic Ballast (4) F32T8 120-277V	UL, CSA, RoHS	Yes	TN, CA, PA, TX
Optanium Ballast					
IOPA1P32N35I	913701216101	Electronic Ballast (1) F32T8 120-277V	UL, CSA, RoHS	—	TN, CA, PA, TX
IOP2P59N35I	913701262101	Electronic Ballast (2) F96T8 120-277V	UL, CSA, RoHS	—	TN, CA, PA, TX
IOPA2P32N35I	913701216301	Electronic Ballast (2) F32T8 120-277V	UL, CSA, RoHS	—	TN, CA, PA, TX
IOPA3P32N35I	913701245401	Electronic Ballast (3) F32T8 120-277V	UL, CSA, RoHS	—	TN, CA, PA, TX
IOPA4P32N35I	913701235501	Electronic Ballast (4) F32T8 120-277V	UL, CSA, RoHS	—	TN, CA, PA, TX
IOPA1P32LWN35I	913701216001	Electronic Ballast (1) F32T8 120-277V	UL, CSA, RoHS	—	TN, CA, PA, TX
IOPA2P32LWN35I	913701216201	Electronic Ballast (2) F32T8 120-277V	UL, CSA, RoHS	—	TN, CA, PA, TX
IOPA3P32LWN35M	913701245502	Electronic Ballast (3) F32T8 120-277V	UL, CSA, RoHS	—	TN, CA, PA, TX
IOPA4P32LWN35M	913701235602	Electronic Ballast (4) F32T8 120-277V	UL, CSA, RoHS	—	TN, CA, PA, TX
IOP1PSP32N35M	913701260402	Electronic Ballast (1) F32T8 120-277V	UL, CSA, RoHS	—	TN, CA, PA, TX
IOP2PSP32N35I	913701260601	Electronic Ballast (2) F32T8 120-277V	UL, CSA, RoHS	—	TN, CA, PA, TX
IOP3PSP32SC35I	913710894401	Electronic Ballast (3) F32T8 120-277V	UL, CSA, RoHS	—	TN, CA, PA, TX
IOP4PSP32SC35I	913710894601	Electronic Ballast (4) F32T8 120-277V	UL, CSA, RoHS	—	TN, CA, PA, TX
IOP2PSP32LWN35M	913701260702	Electronic Ballast (2) F32T8 120-277V	UL, CSA, RoHS	—	TN, CA, PA, TX
IOP3PSP32LWSC35I	913710894301	Electronic Ballast (3) F32T8 120-277V	UL, CSA, RoHS	—	TN, CA, PA, TX
IOP4PSP32LWSC35I	913710894501	Electronic Ballast (4) F32T8 120-277V	UL, CSA, RoHS	—	TN, CA, PA, TX
SignPro Ballast					
ISB021612EI	913701262201	Electronic Sign Ballast (1-2) T12HO 2-16FT 120-277V	UL, CSA, RoHS	—	TN, CA, PA, TX
ISB043214EI	913701262301	Electronic Sign Ballast (1-4) T12HO 4-32FT 120-277V	UL, CSA, RoHS	—	TN, CA, PA, TX
ISB084846EI	913701262401	Electronic Sign Ballast (4-6) T12HO 8-48FT 120-277V	UL, CSA, RoHS	—	TN, CA, PA, TX
ISB104014EI	913701262501	Electronic Sign Ballast (1-4)T12HO 10-40FT 120-277V	UL, CSA, RoHS	—	TN, CA, PA, TX
SmartMate CFL Ballast					
ICF2S13H1LDK	913700500811	Electronic Ballast (1) or (2) 13W CFL (4-Pin) 120-277V Kit	UL, CSA, RoHS	—	TN, CA, PA, TX
ICF2S18H1LDK	913700500821	Electronic Ballast (1) or (2) 18W CFL (4-Pin) 120-277V Kit	UL, CSA, RoHS	—	TN, CA, PA, TX
ICF2S26H1LDK	913700500831	Electronic Ballast (1) or (2) 26W, (1) 32W, (1) 42W CFL (4-Pin) 120-277V Kit	UL, CSA, RoHS	—	TN, CA, PA, TX
ICF2S42M2LDK	913710209004	Electronic Ballast (2) 26W, (2) 32W, (2) 42W CFL (4-Pin) 120-277V Kit	UL, CSA, RoHS	—	TN, CA, PA, TX

GENLYTE SOLUTIONS

a gnify business

© 2024 Signify Holding. All rights reserved. The information provided herein is subject to change, without notice. Signify does not give any representation or warranty as to the accuracy or completeness of the information included herein and shall not be liable for any action in reliance thereon. The information presented in this document is not intended as any commercial offer and does not form part of any quotation or contract, unless otherwise agreed by Signify.

Signify North America Corp.
400 Crossing Blvd, Suite 600
Bridgewater, NJ 08807
Telephone: 800-555-0050

Signify Canada Ltd.
281 Hillmount Road,
Markham, ON, Canada L6C 2S3
Telephone: 800-668-9008

All trademarks are owned by Signify Holding or their respective owners.